



**2021-2022**

**Annual**

**Comprehensive Financial**

**Report**





East Baton Rouge Parish School System  
Baton Rouge, Louisiana

For the Year Ended June 30, 2022

Prepared by the Finance and Budget Management Staff

James P. Crochet, CPA  
Chief Business Operations Officer

Kelly Lopez, MBA  
Chief Financial Officer



## Artwork

The artwork contained in this report is a creation of the talented students within the East Baton Rouge Parish School System. Many types of mediums are used and the original creations are proudly displayed throughout the halls of central office.

The East Baton Rouge Parish Fine Arts Department offers students with unique outlets of expression. Art inspires students to build confidence, empathy, problem-solving, and creativity.



# Introductory Section



2021-2022 Annual Comprehensive Financial Report



**EAST BATON ROUGE PARISH SCHOOL SYSTEM  
BATON ROUGE, LOUISIANA**

**Annual Comprehensive Financial Report**

**Fiscal Year Ended June 30, 2022**

**Table of Contents**

	<u>Page Number</u>
<b>Introductory Section</b>	
Table of Contents	i - v
Board Members	vi
Administrative Officers	vii
Letters of Transmittal	viii-xxiv
Government Finance Officers' Association of the United States and Canada Certificate of Achievement for Excellence in Financial Reporting	xxv
Association of School Business Officials' International Certificate of Excellence in Financial Reporting	xxvi
Organizational Chart	xxvii-xxviii
<b>Financial Section</b>	
Independent Auditors' Report	xxix-xxxi
<b>REQUIRED SUPPLEMENTARY INFORMATION - PART I</b>	
Management's Discussion and Analysis	xxxii-xlv
<b>BASIC FINANCIAL STATEMENTS</b>	
<u>Government-Wide Financial Statements</u> (GWFS)	
Statement of Net Position	1 - 2
Statement of Activities	3
<u>Fund Financial Statements</u> (FFS)	
<u>Governmental Funds:</u>	
Balance Sheet	4 - 5
Reconciliation of the Governmental Funds Balance Sheet to the Statement of Net Position	6
Statement of Revenues, Expenditures and Changes in Fund Balance	7 - 10
Reconciliation of the Governmental Funds - Statement of Revenues, Expenditures and Changes in Fund Balance to the Statement of Activities	11

**EAST BATON ROUGE PARISH SCHOOL SYSTEM  
BATON ROUGE, LOUISIANA**

**Annual Comprehensive Financial Report**

**Fiscal Year Ended June 30, 2022**

**Table of Contents**

	<u>Page Number</u>
BASIC FINANCIAL STATEMENTS (continued)	
<u>Proprietary Funds – Internal Service:</u>	
Statement of Net Position	12
Statement of Revenues, Expenses and Changes in Net Position	13
Statement of Cash Flows	14
<u>Fiduciary Fund:</u>	
Statement of Fiduciary Net Position	15
Statement of Changes in Fiduciary Net Position	16
Notes to Basic Financial Statements	17 - 51
REQUIRED SUPPLEMENTARY INFORMATION – PART II	
Schedule of Changes in Total Other Post-Employment Liability and Related Ratios for the Year Ended June 30, 2022	52
Schedule of the School System’s Proportionate Share of the Net Pension Liability for the Retirement Systems	53
Schedule of Employer Contributions to the Retirement Systems	54
Budgetary Comparison Schedules:	
Major Fund Descriptions	55 - 56
General Fund	57
Title I	58
Proposition 2 - Discipline Fund	59
Proposition 3 - Compensation Fund	60
Child Nutrition Fund	61
ESSERF	62
Notes to Required Supplemental Information	63 - 67



**EAST BATON ROUGE PARISH SCHOOL SYSTEM  
BATON ROUGE, LOUISIANA**

**Annual Comprehensive Financial Report**

**Fiscal Year Ended June 30, 2022**

**Table of Contents**

	<u>Page Number</u>
SUPPLEMENTARY INFORMATION	
COMBINING AND INDIVIDUAL NON-MAJOR FUND STATEMENTS AND SCHEDULES	
Non-major Governmental Funds:	
Non-major Governmental Fund Descriptions	68 - 71
Combining Balance Sheet	72 - 75
Combining Statement of Revenues, Expenditures and Changes in Fund Balance	76 - 79
Schedule of Revenues, Expenditures and Changes in Fund Balance - Budget and Actual (Budgetary Comparison Schedules):	
Title II	80
Exceptional Education Program	81
Gear-Up Baton Rouge	82
State Grants	83
Alcohol and Drug Abuse	84
Career and Technical Education	85
Title X	86
Geaux Clean	87
LDH Covid-19 Testing	88
TANF and ECE	89
Continuing Education	90
BRBYTES	91
Magnet School Assistance Program	92
Local Grants	93
Title IV	94
Summer School	95
WBRH Radio Station Training Program	96
Technology Literacy Challenge (Title III)	97

**EAST BATON ROUGE PARISH SCHOOL SYSTEM  
BATON ROUGE, LOUISIANA**

**Annual Comprehensive Financial Report**

**Fiscal Year Ended June 30, 2022**

**Table of Contents**

	<u>Page Number</u>
SUPPLEMENTARY INFORMATION (continued)	
COMBINING AND INDIVIDUAL NON-MAJOR FUND STATEMENTS AND SCHEDULES (continued)	
Non-major Governmental Funds: (continued)	
Schedule of Revenues, Expenditures and Changes in Fund Balance - Budgetary Comparison Schedules: (continued)	
Striving Readers Comprehensive Literacy	98
Louisiana Healthy Schools	99
21 <sup>st</sup> Century Community Learning	100
LSU Education Innovation and Research	101
Proprietary Fund Type – Internal Service Funds:	
Internal Service Funds Descriptions	102
Combining Statement of Net Position	103
Combining Statement of Revenues, Expenses and Changes in Net Position	104
Combining Statement of Cash Flows	105
Schedule of Compensation, Benefits, and Other Payments to the Superintendent	106
Schedule of Board Members' Compensation	107
STATISTICAL SECTION (unaudited)	
Statistical Schedule Descriptions	108 - 109
Net Position By Component – Last Ten Fiscal Years	110
Changes in Net Position – Last Ten Fiscal Years	111 - 112
Fund Balances of Governmental Funds – Last Ten Fiscal Years	113 - 114
Changes in Fund Balances of Governmental Funds – Last Ten Fiscal Years	115 - 116

**EAST BATON ROUGE PARISH SCHOOL SYSTEM  
BATON ROUGE, LOUISIANA**

**Annual Comprehensive Financial Report**

**Fiscal Year Ended June 30, 2022**

**Table of Contents**

	<u>Page Number</u>
STATISTICAL SECTION (unaudited) (continued)	
Assessed and Estimated Actual Value of Taxable Property – Last Ten Fiscal Years	117
Principal Property Taxpayers – Current Year and Nine Years Ago	118
Property Tax Millages – Direct and Overlapping Governments – Last Ten Calendar Years	119 - 120
Property Tax Levies and Collections – Last Ten Tax Years	121
Tax Revenues by Source, Governmental Funds – Last Ten Calendar Years	122
Taxable Sales by Category – General Sales and Use Tax - Last Ten Calendar Years	123 - 124
Ratios of Outstanding Debt by Type – Last Ten Fiscal Years	125
Computation of Legal Debt Margin – Last Ten Fiscal Years	126
Computation of Direct and Overlapping Debt – December 31, 2020	127
Demographic Statistics – Last Ten Fiscal Years	128
Principal Employers – Current Year and Nine Years Ago	129
General Fund Expenditures by Function – Last Ten Fiscal Years	130 - 131
General Fund Expenditures by Function Per Pupil – Last Ten Fiscal Years	132 - 133
Full-Time Equivalents (FTE) Employees – Last Ten Fiscal Years	134 - 137
Percentage of Free and Reduced Students in Lunch Program – Last Ten Fiscal Years	138
History of High School Graduates – Last Ten Fiscal Years	139
Capital Asset Information – School Building Information – June 30, 2022	140 - 142

Page Intentionally Blank

# Board Members



Sito Narcisse  
Superintendent



David Tatman  
District 9  
Board President



Dawn Chanet Collins  
District 4  
Vice President



Mark Bellue  
District 1



Dadrius Lanus  
District 2



Tramelle Howard  
District 3



Evelyn Ware-Jackson  
District 5



Jill C. Dyason  
District 6



Michael Gaudet  
District 7



Connie Bernard  
District 8



## Administrative Officers

Superintendent of Schools	Sito Narcisse
General Counsel	Gwynn Shamlin
Chief Operations Officer	Monique Scott-Spauling
Chief Officer of Support and Special Projects	Stacey Dupre
Chief Technology Officer	Amy Jones
Chief of Accountability Assessment and Evaluation	Andrea O’Konski
Chief Academic Officer	C. Michel Robinson, Jr.
Chief of Staff	Caron Smith
Chief of Communications and Public Relations	Letrece Griffin
Chief of Schools	Arcelius Brickhouse, Jr.
Chief of Literacy	Barbara Lashley
Chief of Human Resources	Nichola Hall

# EAST BATON ROUGE PARISH SCHOOL SYSTEM

Finance Department



December 15, 2022

President and Members of the  
East Baton Rouge Parish School Board

Dear Board Members:

The Annual Comprehensive Financial Report of the East Baton Rouge Parish School System for the fiscal year ended June 30, 2022, is presented herewith. This financial report represents a comprehensive portrait of the School System's financial condition. It is structured in such a manner as to make it a very useful management instrument as well as an informative public document.

The Annual Comprehensive Financial Report, along with internal audit activities and other budgetary reports, combine to provide for an effective internal fiscal management control system. This combination of accounting and financial reporting serves the purpose of satisfying our responsibility to provide the public with complete and accurate financial data.

This fiscal year 2021 Annual Comprehensive Financial Report received the Certificate of Achievement for Excellence in Financial Reporting from the Government Finance Officers Association and the Certificate of Excellence in Financial Reporting from the Association of School Business Officials. This was the thirty-fifth consecutive year that the School Board received both of these prestigious awards.

The staff members of the Operations and Budget Management and Finance Departments are to be commended for the attainment of such high standards for their financial reporting and their efforts in the preparation of this report on a timely basis. In addition, Postlethwaite & Netterville, our independent auditors, are to be commended for the professional, thorough, and timely manner in which the audit was conducted.

Respectfully submitted,

A blue ink signature of Dr. Sito Narcisse.

Dr. Sito Narcisse  
EBRPSS Superintendent of Schools



1050 South Foster Drive  
Baton Rouge, LA 70806

Office: (225) 922-5635



Page Intentionally Blank





December 15, 2022

President and Members of the East Baton Rouge Parish School Board and  
Residents of East Baton Rouge Parish:

We are pleased to submit to you the Annual Comprehensive Financial Report (ACFR) of the East Baton Rouge Parish School System (District), for the fiscal year ended June 30, 2022, which provides full disclosure of the financial operations of the District. The basic financial statements within this ACFR, which have been audited by Postlethwaite & Netterville, APAC, a firm of licensed certified public accountants, conforms to Generally Accepted Accounting Principles (GAAP) as applicable to governmental entities. Responsibility for both the accuracy of the data and the completeness and fairness of the presentation, including all disclosures, rests with management and with the School Board. To the best of our knowledge and belief, the enclosed data is accurate in all material respects and is reported in a manner designed to present fairly the financial position and results of operations of various funds and account groups of the District. All disclosures necessary to enable the reader to gain an understanding of the District's financial activities have been included.

This letter of transmittal is designed to complement the Management Discussion and Analysis (MD&A) and should be read in conjunction with it. The MD&A is located immediately following the report of the independent auditors and provides an objective, easy to understand narrative overview and analysis of the basic financial statements. The MD&A explains the financial position and results of operations of the District for the past fiscal year.

### **REPORTING ENTITY**

This report includes all funds of the District. The District is a political subdivision of the State of Louisiana created under the Constitution of Louisiana. As such, it has the power to sue and be sued. The District has the power to make rules and regulations for its own government consistent with the laws of the State of Louisiana and the regulations of the State Board of Elementary and Secondary Education (BESE). It is the responsibility of the School Board to make public education available to the residents of East Baton Rouge Parish.

The elected Board is chosen from nine (9) single-member districts with each member serving a concurrent four-year term. The School Board is authorized to formulate policy, to establish public schools as it deems necessary, to provide adequate school facilities for the children of East Baton Rouge Parish, to determine the number of teachers to be employed and to determine their salaries. Additionally, the School Board selects the Superintendent of Schools to serve as the District's Chief Executive Officer.

The District provides a full range of public education services at all grade levels ranging from pre-kindergarten through grade twelve to approximately 40,000 students and employs approximately 5,500 persons. Total enrollment includes students participating in regular and enriched academic education, alternative education, exceptional student services education for the handicapped to age twenty-two, career and technical education and fourteen (14) charter schools (three elementary, two middle, two K-8, five K-12, one 6-12 and one high). Services provided to students include instructional staff, instructional materials, instructional facilities, administrative support, business services, food services, system operations, facility maintenance, student health services and bus transportation. In addition, the District serves approximately 2,600 adult education students annually.

The public is invited to attend regular meetings of the School Board which are held the third Thursday of each month at 5:00 p.m. in the Board Room of the District's Central Office, located at 1050 South Foster Drive. Meetings are also televised live on Cox Cable Channel 21 and replayed at various times during the following weeks.

### **ECONOMIC CONDITION AND OUTLOOK**

The District is located in Baton Rouge, Louisiana, in the southeastern section of the State, along the Mississippi River. In addition to being the second largest city in the State, Baton Rouge is also the capital of Louisiana and the principal home of two major state universities: Southern University (SU) and Louisiana State University (LSU).

Baton Rouge is the home of one of the largest oil refining and petrochemical centers in the nation and is the hub of the industrial region that stretches eighty (80) miles to New Orleans. Located 230 river miles (434 kilometers) above the mouth of the Mississippi River, with a 45-foot channel, Baton Rouge is the furthest inland deep-water port on the Gulf of Mexico via the Mississippi River. The expanding Port of Greater Baton Rouge ranks ninth among the major ports of the nation. The Port of Greater Baton Rouge is a strategic gateway for the handling of international and domestic commerce. The Greater Baton Rouge area is designated as a U.S. Customs Port of Entry.



According to "The Louisiana Outlook: 2023-2024, prepared by Loren C. Scott, Professor Emeritus in Economics published by Division of Economic Development, Ourso College of Business, Louisiana State University, Baton Rouge, Louisiana:

The Louisiana Economic Forecast projects statewide gains of 14,300 jobs in 2023 and 30,800 in 2024, with the majority in the state's major urban areas. New Orleans could gain a combined 12,200 jobs over the two years, while Baton Rouge could see 12,400, and Lafayette area jobs could increase by 5,300. The forecast suggests that despite the job gains, Louisiana will remain 38,000 jobs short of pre-pandemic employment numbers.

"Three major hurricanes, Winter Storm Uri, and floods have seriously arrested the state's growth," according to the forecast summary.

The Capital Region's expected growth of 1.1% next year, and 2% in 2024, is fueled by an anticipated surge in industrial construction and a new \$200 million Amazon fulfillment center, with the report citing a total of \$12 billion in industrial projects underway and another \$11 billion under consideration.

Dr. Scott also doesn't expect the national recession, which he predicts will start in the first quarter 2023 and last for three quarters, to have a major impact because of the state's small durable goods sector. The forecast noted nearly \$3 billion in coastal projects through the Louisiana Coastal Protection and Restoration Authority that will boost the state's economy in coming years, as well.

Baton Rouge is the home for several high-technology research facilities such as Louisiana State University's C. B. Pennington Biomedical Research Center and its Center for Advanced Microstructure and Devices. Opened in 1988, the Pennington Center now houses 44 research laboratories situated on 222 acres that span the Center's three programs – Basic Research, Clinical Research, and Population Science (thirteen core service laboratories). There are ten (10) research areas which include obesity, diabetes, epidemiology & prevention, genomics & molecular genetics, neurobiology, neurodegeneration, nutrient sensing, cancer, physical activity & health, and developmental biology. The center also includes inpatient and outpatient clinics, a research kitchen, and an administrative area. Sixty-five (65) faculty members, twenty (20) postdoctoral researchers, and approximately 450 research associates, research technicians, and support personnel focus their research efforts on ten (10) research program areas: Epidemiology and Prevention, Physical Activity and Health, Cancer, Diabetes, Obesity, Neurodegeneration, Genomics and Molecular Genetics, Stem Cell and Developmental Biology, Neurobiology, and Nutrient Sensing and Signaling.

The Baton Rouge Community College (BRCC), a two-year institution of higher education, opened in the fall of 1998. When classes began at BRCC in 1998, enrollment was just under 1,900 students. Enrollment has steadily grown and more locations were founded. There are now eight (8) locations which cover six (6) parishes, East and West Baton Rouge, Iberville, Point Coupee, and West and East Feliciana with a current enrollment of 7,494. The community college system builds a system of higher education that is more affordable for young people and provides opportunities for training and certification in a number of skills. BRCC is jointly under the control, supervision, and management of the Board of Supervisors of Southern University and Louisiana State University.

### **BATON ROUGE DEVELOPMENTS**

Hollywood Casino Expansion: Hollywood Casino has begun construction on their new landside casino in late 2023. The casino looks to spend between \$21 million and \$25 million to expand its existing pavilion an additional 42,000 square feet for a total of over 100,000 square feet. The riverboat's 850 slot machines and 12 table games plan to move into the new 30,000-square-foot casino in the first quarter of 2022. The riverboat is open during construction of the new facility and the landside move means the casino can sell or lease its gambling boat to free up dock space, which will be used by cruise boats traveling the river. Plans include adding a sports bar & grill venue with 250 seats alongside a Shaquille O'Neal Big Chicken Restaurant.

BREC Sports Academy: BREC is exploring the possibility of improving Memorial Stadium and its surrounding site, as well as a new home for the Sports Academy currently located on Laurel Street. WHLC Architecture was hired to study the area and develop conceptual designs showcasing the possibility of such improvements. A recreation center is proposed as part of the development that will include basketball courts, an elevated track, fitness center, lobby, boxing ring, and several program spaces. Its proposed location near the I-110 corridor would provide an opportunity for the facility to become a community focal point. BREC is currently developing a master plan for the area.

Cary Saurage Community Arts Center: The Arts Council of Greater Baton Rouge (ACGBR) recently renovated the "Triangle Building" on St. Ferdinand Street that formerly housed the District Attorney's office. ACGBR's renovations to the space includes a community art space, recording studio, rehearsal spaces, artist workshops, roof top patio, and gallery with a total estimated cost of \$2.6 million. The newly renovated building, allows the Arts Council to be a resource center for the arts, centrally located in the heart of downtown. It features an arts education center; a two-story, open exhibition gallery; accessible spaces for rehearsals, meetings, classes and conferences; and an outdoor rooftop terrace to allow for community gatherings. The facility also includes open studio spaces, a black box studio and an audio-visual studio, all where local artists can create demos, rehearse new works or show works in progress.

Shamrock Marine Expansion: Shamrock Marine has opened its new headquarters just upriver from the I-10 bridge on the Mississippi River. The headquarters building is an abandoned tugboat wheel house re-purposed into the Shamrock Marine offices. In addition, the marine transportation company is expanding with plans including a new 430-foot dock on the Mississippi River and a day passenger boat. Owner Duncan Armentor's expansion is to provide additional space for docking to clients. The expansion has gotten the attention of the passenger boat companies that stop in Baton Rouge, who will use the dock as well. Armentor also intends to buy a day passenger boat to dock in Baton Rouge before the end of 2022. The boat, to be called Queen of Baton Rouge, will provide day trips along the Mississippi River.

## **LOCAL SALES TAX AND MINIMUM FOUNDATION PROGRAM**

Actual sales tax collections through June 2022 were finalized and received from the City Parish Government in August 2022. Actual collections increased by 16% for the fiscal year ended June 30, 2022. Sales tax collections represent a major component or 28% of general operating revenue for the District. In 2021, the East Baton Rouge Tax Assessor has placed a value of \$179.5 million on all taxable property located within the District's boundaries, up from \$176.8 million the previous year. Ad valorem tax collections represent a major component or 37% of general fund operating revenue for the District. The effect of the national recovery has impacted the local economy by an increase in available jobs.

The Minimum Foundation Program (MFP) provides funding from the State of Louisiana based on per-pupil allocations and additional funding for weighted areas including career and technical, at-risk, or special education. The base per-pupil allocation for 2021-2022 was \$4,382. State Minimum Foundation Program (MFP) funding increased by approximately \$10.8 million when compared to the prior year. This increase in MFP funding was due to the 2021-2022 certificated staff raise of \$800 and non-certificated staff raise of \$400 provided through the MPF formula and an increase in charter school enrollment during the fiscal year.

Louisiana gained 9.1% jobs during the 2021-2022 year.

The eight metro areas job activity are as follows:

- 1) New Orleans up 2%;
- 2) Alexandria down 1%;
- 3) Lake Charles up 2.6%;
- 4) Shreveport up 0.7%;
- 5) Houma up 1.6%;
- 6) Lafayette up 0.8%;
- 7) Baton Rouge up 1.6%;
- 8) Monroe up 0.8%.

The June 2022 preliminary adjusted unemployment rate for Louisiana was 3.8%, a decrease from the June 2020 rate of 7.2%. "Louisiana weathered a global pandemic and multiple hurricanes in 2020," said Louisiana Workforce Commission Secretary Ava Dejoie. "The job gains we are witnessing shows the resiliency of the people of Louisiana. Storm recovery and the potential of the newly released COVID-19 vaccines point to a much brighter 2021." The national unemployment rate for June 2022 was 3.6%.

Student enrollment had declined with the increase in enrollment in private, parochial, and charter schools. Approximately 10,300 students were enrolled in a Type 1, Type 2, or Type 5 charters in the District as of February 2022. This decline in student enrollment has resulted in State funding to the District being reduced by millions of dollars. The October 1, 2021 enrollment approved for the purpose of funding by the State was 39,457 students, which was 420 students more than the October 1, 2020 State enrollment count due to the growth of Type I charters within the District.

At this time the district maintains eighty-eight facilities which range in age from three to eighty-nine years old. These locations rest on 1,299 acres of land throughout East Baton Rouge Parish and have the capacity to accommodate 58,330 students. See the Table of Contents for the statistical section for further details.

## **MAJOR INITIATIVES**

**Current Year** - During the 2021-2022 year, the District continued its efforts to improve student performance and community support through various programs.

### **Strategic Plan**

The District's Strategic Plan identifies four cornerstones to cement our dedication and children of our community. The plan has a set of strategic initiatives and commitments that will be used to guide the staff in pursuit of our desired outcomes.

The Four Cornerstones include:

- **Student Achievement:** We will ensure every child maximizes their education and personal potential by supporting families and students from cradle to career.
- **Exemplary Customer Service:** We will provide all stakeholders with caring, responsive, and inclusive experiences with the District.
- **Operational Excellences:** We will be responsible stewards of community resources for the achievement of District priorities.
- **Employee Development:** We will develop and provide opportunities for all employees in ways that help them grow and feel valued.

### **Tax Plan – Phase I**

All projects in the first five (5) year phase of the 1998 One-Cent Sales Tax Plan were completed in the 2004-2005 fiscal year at a total cost of \$168.5 million. All projects were completed on time and within budget constraints with this pay-as-you-go plan.

### **Tax Plan - Phase II**

In May 2003, the community continued to support the District by voting to continue the five (5) year one-cent sales tax. The continuation was again in the form of three propositions, mirroring the form it took in 1998 with collections to begin April 1, 2004 and continue through 2010. Proposition 1 called for the construction of six new schools (4 new, 2 rebuilt), major renovations at another four (3 high schools, 1 middle) and much needed repairs at another forty (7 high schools, 9 middle schools, 24 elementary schools). Both the new and renovated schools have provided appropriate educational spaces that are more conducive to teaching and learning, provided adequate special program and laboratory facilities; improved safety and security, and increased technology implementation and accessibility.

### **Tax Plan - Phase III**

In March 2008, the community continued to support the District by voting to continue the one-cent sales tax for an additional ten years. The continuation was again in the form of three propositions, mirroring the form it took in 1998 with collections to begin April 1, 2009 and continue through 2019. Proposition 1 calls for the construction of eight new schools (3 new, 5 rebuilt), major renovations and additions at one high school, two middle schools, ten elementary schools, and much needed repairs at another forty-five schools. Both the new and renovated schools will provide appropriate educational spaces that are more conducive to teaching and learning, provide adequate special program and laboratory facilities; improve safety and security, and increase technology implementation and accessibility. Propositions 2 and 3 have continued to fund the continuation of discipline programs and employee compensation at current levels for each Tax Plan phase. A Community Oversight Committee continues to ensure that the money approved by the voters is spent appropriately. The final Phase 3 project was completed in October, 2022 for the demolition of the Old Jefferson Terrace Elementary School.

## **Tax Plan – Phase IV**

In April 2018, the community continued to support the District by voting to continue the one-cent sales tax for an additional ten years. The continuation was again in the form of three propositions, mirroring the form it took in 1998 and 2008 with collections to begin July 1, 2019 and continue through June 30, 2029. Proposition 1 called for the construction of eight new schools (2 new, 6 rebuilt), major renovations and additions at six (6) high schools, three (3) middle schools, and five (5) elementary schools. Both the new and renovated schools have provided appropriate educational spaces that are more conducive to teaching and learning, provided adequate special program and laboratory facilities; improved safety and security, and increased technology implementation and accessibility. The continuance of the technology component of Proposition 1 will provide funding to allow the District to purchase computer devices to both replace obsolete equipment and to provide additional computer access to students (7,000 computer devices annually or 70,000 units over the ten-year period for students and 240 computer devices annually or 2,400 units over the ten-year period for faculty/staff). It will provide funding for the salaries and benefits of 30 technology support staff to maintain and support the operation of the District's wide area computer network. Propositions 2 and 3 have continued to fund the discipline programs and employee compensation at current levels for each Tax Plan phase. A Community Oversight Committee continues to ensure that the money approved by the voters is spent appropriately.

McKinley Elementary (New Buchanan/University Terrace Elementary) began construction in June, 2021 and the school is scheduled to open in Spring of 2023. The additions at Glen Oaks High School were completed for the opening of school in August 2021. Land was purchased for a New High School in the Southern Part of the District in May, 2022.

Land is being purchased for the New Elementary School in the Southern Part of the District with approval of agreement to purchase in October, 2022 with design work to begin by the end of 2022. The New Brownsfield Elementary School is in progress with architect selection in August, 2022. Renovation work was completed at LaBelle Aire Elementary and Belfair Montessori Magnet in Summer of 2022. Design and construction phase are in progress for Forest Heights Elementary as of September, 2022. The kickoff design phase of the Broadmoor Middle School project began in June, 2022. Wildwood Elementary School and Glasgow Middle School projects are in the beginning phases of being developed.

## **TECHNOLOGY INITIATIVE AND ONLINE TESTING**

The Louisiana Department of Education supports an online testing platform for grades 5-8 in its LEAP 2025 state mandated assessments. To support readiness efforts, the district implemented several technology related initiatives. 2016-2017 was the initial year for 1:1 district-wide implementation with 5th – 8th grade students. In 2017-2018, 4th grade and 9th grades were added, and in 2018-2019, 10th grade through 12th grade was added. School year 2019-2020 began the refresh for 5th through 8th grades for Chromebooks reaching end-of-life. All elementary, middle, and high schools have achieved 1:1 status for grades 4 through 12 to support online testing through the end of 2019-2020. To support the 1:1 environment, the 1:1 Handbook and Administrative Guidelines, Strategic Plan for Technology Integration and Principal's Guide to Computer Based Testing (CBT) were created. To further support the 1:1 learning environment, district wide technology integration Professional Development included the: Initial 1:1 Chromebook training, Digital Literacy Guidelines, LDOE Technology standards, and many more.

## **INNOVATION NETWORK**

The East Baton Rouge Parish School System designed the Innovation Network to improve historically low-performing schools by accelerating progress and implementing evidence-based transformational strategies. The 13 schools now under this umbrella will experience a more comprehensive plan for innovative school design through autonomous governance, accountability for all, professional development for all educators, a robust approach to teaching and learning, and a collective vision focused on preparing students for opportunities beyond their high school years.

Many factors come into play when we examine why a school is chronically low-performing; educator instructional capacity gaps, student mobility, socio-economic circumstances, high student and educator absenteeism, lack of human and school resources, etc. It is the goal of our school system to address each of these elements head-on in order to provide a high-quality and equitable education for all students. However, the most important unit of change we can impact is daily classroom instruction.

To ensure school-based accountability and sustainability of this transformational work, the district established a Community Advisory Panel (CAP). The CAP engages leading members of the local community and permit a specialized focus on these schools.

The goal is to have each Innovation Network school achieve, at a minimum, a School Performance Score (SPS) growth of four SPS points and grow in line with the 75<sup>th</sup> percentile growth of all Louisiana schools of the equivalent level and grade annually.

The Innovation Network creates opportunity and constructs for all 13 schools to use increased autonomy to find individualized paths to excellence, commit to high-quality curriculum implementation, and a resolve to hold all adults accountable for improved student results. The Innovation Network school leaders will engage in comprehensive and student-driven professional development with a focus on data-driven strategies to turn around school performance. Through the implementation of high-quality curriculum, leadership development, instructional coaching, and stakeholder engagement, The East Baton Rouge Parish School System expects to see a complete metamorphosis of the historically low-performing schools.

### **PATHWAYS TO BRIGHT FUTURES**

Pathways to Bright Futures is an East Baton Rouge Parish School System (EBRPSS) program designed to multiply and enhance educational opportunities for high school students in the district, increasing student access to advanced and college level courses and granting students the opportunity to exit high school with a diploma and to complete 60 hours of transferable college credits that may result in a student's eligibility towards earning a Louisiana Transfer Associate Degree and/or Industry Based Certifications through advanced course offerings. During fiscal year 2021-22, the Pathways to Bright Futures program was instituted at Glen Oaks High School. The rationale for piloting this program at GOHS was to: select a school that had a smaller 9th grade cohort to serve as our control group for the pilot program, select a site that had the facility structure that allowed for a 9th grade academy model with the ability to isolate the student cohort and staff in a specified space, select a school that had an existing collaboration with BRCC, the post-secondary partner that facilitated the pilot program, provide access to prioritized academic programming, such as dual enrollment, to students enrolled in a school that traditionally had scarce or limited access to similar program options, target exposure to prioritized academic programming for student groups that demonstrate academic challenges or other issues that have a negative impact on students' academic performance/progression. To support the goal of college and career readiness, the district has greatly expanded dual enrollment and Advanced Placement (AP®) course offerings at all of our high schools. Currently the District offers almost 800 Dual Enrollment course seat opportunities and over 5,100 AP® course seats opportunities during the school year. These opportunities were made possible by Supplemental Course Allocation (SCA) funds.

In 2021-2022:

- EBR students earned **2,988** Industry Based Credentials (IBC's)
- There are **1050** career education pathway class sections provided
- EBR students fill **15,801** career education pathway course seats
- EBR school students fill **3,634** LSU STEM Pathway seats
- EBR high school students fill **1,123** college dual enrollment seat counts
- EBR high school students fill **6,762** Advanced Placement seats
- The total number of advanced coursework seats filled is **7,885**

To support the articulation of course credit to two and four-year universities, the EBR - Career and Technical Education Center (EBR-CTEC) opened in August 2018. EBR CTEC provides students with credentials, certifications, and degrees for viable high-demand, high-wage job pathways in the Greater Baton Rouge area. This program offers students the opportunity to spend half of their school day on campus training in a career pathway in one of four critical areas (Medical, Technology, Manufacturing, or Skilled Crafts).

#### **FACILITIES UPDATE 2021-2022 SCHOOL YEAR**

- McKinley Elementary School – Construction began in June 2021 with completion scheduled for 2023. The freezer/cooler is on backorder which should not affect 2023 completion.
- New Elementary School in the Southern Part of the District – The Designer has been selected with design to begin by the end of 2022.
- Glen Oaks High School – This project for Facility and Athletic improvements has been completed.
- Crestworth Middle School Renovation (Middle School in the Scotlandville Area) – The middle school has been renovated to accommodate K – 8th grade. The school entryway has been reconfigured to allow for controlled access. General architectural, mechanical, and electrical systems were upgraded, including new paint, lighting, ceilings, and updated restrooms. Students began the 2021 – 2022 school year in the newly renovated facility. This project has been completed.
- LaBelle Aire Elementary School Building Addition – This project is an assembly space for collaborative and flexible learning. New furniture to facilitate a flexible learning environment will also be included. The entry lobby has been reconfigured to have controlled access. Construction began in June 2021 and this project was completed in February, 2022.
- Belfair Montessori Magnet School Building Addition - A new 8 classroom building is being constructed to accommodate the middle school population. It will include a science classroom, locker rooms, a resource room and administrator’s office. This project was completed in April, 2022.
- Broadmoor Middle School Project (Conservatory School) – This project is for the renovation of the campus and a kickoff design meeting was held in June, 2022.
- Forest Heights Elementary – Project scope is being identified with design to begin immediately upon completion.
- The New Elementary School in the Southern Part of the District – The land purchase is in progress and was approved by the Board in October, 2022.
- Brownsfield Elementary School – The designer approval process was completed in September, 2022 and the school has been closed since summer of 2022. All staff and students have moved to White Hills Elementary and both schools will relocate to the new Brownsfield School once complete.
- Wildwood Elementary School – Project authorization form is complete and scope development is in progress.
- Glasgow Middle School – Work is being monitored by the developer.



## **TEACH BATON ROUGE**

The EBRPSS Teach Baton Rouge (TBR) Alternative Certification Program currently lives under the auspices of the EBRPSS Unlock Your Potential- Educator Pathway Program. TBR wholly supports degreed EBRPSS employees in attaining teacher certification.

The focus of the program includes:

- Providing financial assistance and comprehensive training to aspiring teachers in EBRPSS
- Building the educator pipeline
- Increasing student achievement
- Improving employee morale and organizational culture
- Diversifying our workforce

The Teach Baton Rouge Program is in its twenty-second year of operation and has been responsible for bringing over four hundred teachers into the School System's classrooms. For the 2021-2022 School Year, 14 out of the 15 TBR participants are currently classroom teachers.

Teach Baton Rouge Members teach in critical shortage areas and enjoy success in the classroom including:

- Teacher of the Year at the school site and district level
- National Board Certification
- Mentor Teacher Certification
- Leadership positions within the District

## **TEST SCORES AND AWARDS**

### **LEAP 2025**

Third through eighth graders in the East Baton Rouge Parish School System participate in the state-mandated LEAP 2025 summative assessments in all four core content areas. High school students also participate in the LEAP 2025 End of Course Testing. Statewide, schools saw improvement in test scores at an average rate of 2% in all tests and subjects during the spring 2021 testing cycle.

Third through eighth graders in the District participate in the state mandated LEAP 2025 summative assessments in all four core content areas. High school students also participate in the LEAP 2025 End of Course Testing. The District increased by 1% in one year in overall grades and subjects for mastery and above. ELA assessment data increased by an average of 2%, and math scores improved by 3% growth in mastery and above across all grade levels. District subgroups also saw similar increases across all grades and content areas.

### **Elementary and Middle Schools**

Third through eighth graders in the District participated in the LEAP 2025 summative assessments in all four core content areas. District wide elementary and middle grades student assessment data saw a 1% increase in mastery and above for all grades and subject areas combined. ELA (+2%), math (+3%) and science (+1%) all saw steady overall increases while there was no change in overall social studies percent mastery and above. The Economically Disadvantaged subgroup grew by +1% while the Black or African American and Asian subgroups grew by +2% in overall mastery and above achievement levels. There was relatively no change in averages for students with disabilities, and English Learner mastery levels saw a slight decrease. District level, school level, content level and subgroup data as well as school and district level participation rates for statewide assessments are posted publicly in the Louisiana Department of Education's online data library.

## **High Schools**

High school students participate in the LEAP 2025 High School Assessments and ACT assessments annually. High School ELA assessment data increased by +1% in English II, but declined by the same number in English I. Mathematics end of year assessments also declined by -1% in Algebra I and -2% in Geometry. High School biology assessments increased by +2% growth in mastery and above scores while US History students increased mastery and above levels by 6%. The last state reported composite average for ACT is 17.4 (a -.5 decline from previous year) for district high school students.

The district demonstrates additional gains to promote college and career readiness. The most recently released graduation rate for the Class of 2021 is 73.3%, a 2.2% decline from the previous year. The district average (77.5%) remains above the state average (72.8%) in first-time freshmen data (% of HS Graduates enrolled in the 1<sup>st</sup> Fall for 4 year universities after high school graduation) according to Board of Regents annual college enrollment reports. School and District level high school assessment data and participation rates, ACT data and participation numbers and other forms of college and career readiness indicators may be found online in the Louisiana Department of Education's online data library.

## **RECOGNITIONS FOR THE DISTRICT'S SCHOOLS DURING 2021-2022 INCLUDED:**

- Baton Rouge Magnet High School had 10 National Merit Scholarship Semi Finalists announced in September 2021, and three National Merit Scholars announced in May 2022.
- Baton Rouge Magnet High School had 8 students chosen as Presidential Scholar candidates as announced in March 2022.
- The following schools were named 2022 Magnet Schools of Excellence: Baton Rouge Magnet High School, The Dufrocq School, and Westdale Heights Academic Magnet.
- The following schools were named 2022 Schools of Distinction: Baton Rouge Center for Visual and Performing Arts, Belfair Montessori Magnet, Mayfair Laboratory School, McKinley Middle Magnet School, and Woodlawn Middle School.
- Baton Rouge Foreign Language Academic Magnet was recognized for having a Magnet Schools of America Regional Teacher of the Year (2022).
- Villa Del Rey Elementary received the U.S. Department of Education Green Ribbon School Award.

## **EDUCATIONAL PROGRAMS/AWARDS**

Magnet programs are specialized, accelerated programs which offer students an opportunity to explore an enhanced curriculum in the visual and performing arts, the Montessori Method, Foreign Language Immersion, engineering, medical, and academic models with a strong focus on science, technology, and math. Gifted classes provide a high degree of complexity and extend beyond the prescribed curriculum offered in regular classes. Classes are taught by teachers certified in Gifted Education and have a reduced class size in order to individualize each student's educational program.

The Junior Reserve Officers' Training Corp (JROTC) continues to remain relevant and vibrant with ten (10) high schools, that are federally funded programs. The District currently has three (3) middle schools participating in the National Middle School Junior Cadet Corp Program, which is 100% district funded. The focus of Army JROTC is reflected in the mission, "To motivate young people to be better citizens". Some new initiatives that have been added to the JROTC programs during the past year to include the implementation of a new Cyber Security (Pilot Program) at one high school that will offer students certification credentials after completing the 4-year pilot program. As JROTC programs stand up robotics, drones, cyber patriot, archery and eSport teams throughout the district, we look forward to team competition at the annual State and National Level events. JROTC accomplishes its' mission by providing exceptional educational opportunities and lifelong skills as they perform countless community service hours and service learning projects throughout the city supporting our stakeholders and community partners. The Character

Education Partnership identifies programs that build character as those with less violence, higher self-esteem, less absenteeism, higher achievement scores and academic performance, more connected to school, engaged in lessons, and committed to success. The curriculum helps cadets develop life-long skills including project management, small group management and leadership development skills. These skills are exhibited on a daily basis and set a model for the student body to emulate. The curriculum supports the school's mission and mandates by integrating technology, linking content to state standards, integrating reading and writing, Science Technology Engineering and Math (STEM) activities, and financial management education in our curriculum. The co-curricular activities re-enforce the curriculum, along with developing team building, leadership skills as well as critical thinking. The benefits of this curriculum are not limited to JROTC cadets. In an evaluation that led to accreditation by the Southern Association of Colleges and Schools (SACS), the quality assurance review team noted, "JROTC serves to reinforce the competencies taught in the other academic subjects in which students are enrolled"

The District continues to develop strategic plans to expand high-quality pre-k seats to families. The District is one of the largest Early Childhood Networks in the state. Pre-K classes receive an accountability rating published by the Louisiana Department of Education (LDOE). Additionally, Pre-K classes have purchased Tier I/highly rated by the LDOE to provide instruction for a maximum of 6 hours. Some schools also offer before and after-care program. Transportation is provided to students residing in their attendance zones.

To expand high quality pre-k seats in our district, we partner with publicly funded early childcare providers in our network who have gone through a competitive application process and are rated as "proficient" using LDOE's accountability measure. Selected partners offer "Diverse Delivery" seats or "Microcenter" seats. With Diverse Delivery partnerships, our district pays the monthly tuition at a rate comparable to Louisiana's Child Care Assistance program tuition rate if students attend at least 74% of the time (aligned with LA4 attendance guidelines). Students in the diverse delivery program attend at the selected partner's site and we provide resources, professional development, and coaching.

With our microcenter partnership, our district provides the building and resources to the selected childcare partner. The childcare partner maintains licensing and staffing for the three-year old, while we provide monthly tuition reimbursement, professional development, coaching, and resources. Currently, our expansion efforts are focused at the three-year-old age level.

A range of services are offered based on mentally and/or physically disabled children. Exceptional students can be placed in the following settings: the regular education classroom with extra support available, resource classrooms, or the self-contained and community-based classes.

The Workforce Development Office supports school and district level teams by developing and cultivating workforce initiatives that increase the number of students earning industry-based credentials, technical degrees, and associate degrees.

High schools in the District are providing students with curriculum opportunities to pursue: 1) college degrees at the nation's colleges and universities; 2) college degrees after attending community colleges; 3) associate degrees at community and technical colleges; 4) employment opportunities; and 5) careers in the United States Military.

During the 2021-2022 school year, many high school students participated in dual enrollment courses in partnership with various colleges and universities around the state and country. Additionally, students took honors courses, advanced placement courses, and courses which were articulated with various colleges and universities. The District works with many educational institutions to offer its students rigorous and varied educational opportunities, allowing students the opportunity to earn industry-based certifications and other post-secondary credits. In addition to expanding individual course opportunities, the Pathways to Bright Futures Initiatives presents a new and exciting opportunity for students to take dual enrollment coursework that is intentionally aligned with post-secondary certificates, diplomas, and degrees. Students graduating high school in the future will have a variety of opportunities to earn industry-based certifications, certificates, diplomas, or potentially an Associate Degree in addition to their high school diploma. By offering students the opportunity to participate in the Pathways to Bright Futures they will graduate from an East Baton Rouge Parish High School prepared to enter the workforce in a high wage and high career job area or continue to additional post-secondary training or programs.

Jump Start is a graduation pathway for students who are making an intentional choice to prepare for career or post-secondary options that do not necessarily need a four year degree. With this program, students can attain industry credentials while still in high school as well as participate in the Pathway to Bright Futures programs choices. It also gives students the opportunity to complete career readiness courses, internships (either workplace or virtual workplace experiences), and develop financial literacy. With this program, students can continue their education after graduation through employer training, technical college, and eventually a four-year university. This degree option is available to all EBR high school students at all high school sites.

The District 's enrollment in Career and Technical Education (formerly vocational education) includes 16,105 career education pathway course seats filled by EBRPSS high school and middle school students. During the 2021-2022 school year, students earned 3,071 Industry Based Credentials during a challenging school year which saw our system operate in virtual and face-to-face models.

A variety of innovative programs prepare students for productive citizenship and life-long learning and are designed to assist all students in making a successful transition from school to the workplace or post-secondary education. A portion of funding for Career and Technical Education programs is obtained through the Carl Perkins IV Applied Technology Act of 2006. The Basic Grant and Tech Prep initiatives also aide in funding. In addition to Carl Perkins funding, the district receives approximately \$1,000,000 in Career Development Funds (CDF) for offering course seats and pathways that lead to high wage and high demand jobs.

### **CHILD NUTRITION PROGRAM**

One goal of the District's Child Nutrition Program (CNP) is to serve nutritious, appetizing, wholesome, affordable meals to students and staff. The administration believes that good nutrition is a key to learning and that every child has the right to a nutritious breakfast and lunch at the lowest possible price. In a normal school year, Food Service Department would provide 55,000 meals daily, including breakfast, lunch, and snacks; we have not yet reached that number of meals as the district is pulling out of the pandemic. Through the U.S. Department of Agriculture (USDA) Community Eligibility Provision, the Child Nutrition Program offered students a breakfast and lunch at no charge to parents.

Twenty-two elementary schools participated in the Fresh Fruit and Vegetable Program allowing students to receive 1/2 cup fresh fruit or vegetables at no cost and at a time other than at breakfast or lunch but within the school day. School meals are planned to comply with the District Wellness Policy and all federal/state regulations for nutritious meals.

The USDA, through the Louisiana Department of Education, Division of Nutrition Support, provides regulatory guidance and monitoring of the District 's Child Nutrition Program.

The CNP Director is a registered dietitian and holds a doctorate degree in Food Systems Management from Texas Woman's University. Another registered dietitian oversees the special diets area and works with parents, nurses and physicians to modify menu adjustments and trains CNP on the needed menu changes. Prior to the pandemic, the district managed 497 special meals for students across the district. Forty-eight (48) CNP staff hold a trade/technical school certificate. Forty-eight (48) CNP staff have an Associate or Bachelor degree. Six (6) staff have a master's degree. The majority of the cooks and assistant cooks hold a high school diploma.

**FACILITIES MANAGEMENT PARTNERSHIP CONTRACT**

Approximately seventeen years ago, following extensive investigation and research, the District developed a partnership arrangement with ServiceMaster to provide management services for some aspects of physical plant services, facilities, maintenance, and grounds. Subsequently, ServiceMaster was acquired by ARAMARK. The contract was amended slightly and the District continued a similar partnership with ARAMARK. On March 1, 2004, the School Board negotiated a five-year partnership arrangement with ARAMARK, with a five-year renewal option approved on March 1, 2009 to provide total Facilities Management Services. The contract was extended again on February 29, 2016 until June 30, 2017. On August 21, 2017, the School Board approved a new five-year partnership arrangement with ARAMARK, with the option to cancel after two year. The contract provides services in the following areas: maintenance, custodial, grounds, materials management/warehousing, and workforce management.

In June 2022, the District approved a contract with HES Facilities Management to replace the contract with ARAMARK. The new contract will provide for services in the following areas: maintenance, custodial, grounds, materials management/warehousing, and workforce management. In response to concerns expressed by the District’s Business Partners and School Board members, the new contract has language that requires HES to maintain a minimum of 50% participation by minority and women business enterprises in the value of services contracted by HES. Along with a significant decrease in cost to the District, HES has agreed to fund a community action plan in the amount of \$50,000 and annual facility improvement investments in the amount of \$100,000 annually.

**CHARTER SCHOOL DEMONSTRATION PROGRAMS**

The Louisiana Legislature passed Senate Bill 1305 (Act 192 of 1995) which established a Charter School Demonstration (pilot) program and gave parents, teachers, and citizens an opportunity to create independent public schools. The School Board received the Board of Elementary and Secondary Education’s (BESE) approval to be one of the eight demonstration Districts and in the fall of 1997 began operation of three charter schools each with approximately 54 students. Since that time eleven more charter schools have been created. Funding for enrollment increases have been approved by the School Board.

Presently, the Type I charter schools are:

Grade Level	School	Date of Operation	Feb 2022 Enrollment Number
K-7	BASIS Baton Rouge	2018	739
K-4	BASIS Mid City	2021	316
K-3	Community School for Apprenticeship Elem	2020	142
6-8	Community School for Apprenticeship	1997	300
K-3	Emerge School for Autism	2018	48
6	Helix Aviation	2021	53
6	Helix Legal	2021	19
K-9	IDEA – Bridge	2018	1,118
K-9	IDEA – Innovation	2018	953
K-6	IDEA – University Prep	2021	489
K-8	Inspire Charter Academy	2010	574
K-6	JK Haynes Charter, Inc.	1997	158
9-12	Mentorship STEAM	2010	394
K-8	South Baton Rouge Charter Academy	2014	760
	Total		6,063

The total General Fund appropriation to the Type I charter schools for the 2021-2022 fiscal year was \$75,611,133 million.

## **Truancy Initiative**

Through strong partnerships between the District, the East Baton Rouge District Attorney's Office, the local Sheriff's Office and the Office of the Mayor-President, the District is expanding the levels of care and concern for students and their families by taking specific steps in identifying and addressing truancy and all the familiar issues that may cause it. The truancy initiative was created to address problems associated with truancy systematically and create preventive measures involving parents. If a student receives five or more unexcused absences, parents or guardians are considered in violation of the truancy statute. This action is not meant to punish the parent but assist them and the students. The premise is that if parents and guardians work with law enforcement and the District on this matter as partners, then juvenile crime will decrease, learning will increase and students will have a better start in life and in their chosen careers.

The Truancy Assessment and Family Service Center is a community-based, one-stop site for truant students and their family members. The center provides assessable, blended and comprehensive services to meet their needs in a timely and effective manner. Its mission is to identify students who have exhibited truant tendencies, assess the causes and provide access to services for the identified students and their families. To meet this mission, the center provides health, education and human services programs, as well as support for families in need and assist their progress toward self-sufficiency.

## **FOR THE FUTURE**

### **PBIS, Multi-Tier System of Supports Model, and Social Emotional Learning (SEL)**

Each school must have a PBIS/Student Support Team in place. This meets the requirements of Act 473 which requires schools to address chronic student behavior with evidence-based interventions and supports. The role of tiered behavior supports and interventions is not simply to reward students, but to create a system of teaching expectation and reinforcing the positive decision-making process.

During the 2021-2022 school year the District began the process of integrating this fully into our Multi-Tier System of Supports (MTSS) model. The MTSS department is responsible for the development and implementation of the district Multi-Tiered System of Support Program and the Social Emotional Learning plan. The MTSS department supports schools in the development of academic and behavioral tiered systems of supports through relationship building and focused training. The department works to ensure school campuses have the systems needed to guarantee equitable access and outcomes for all students.

Multi-Tiered Systems of Support is a systematic, integrated and multilayer approach used to deliver instruction, assess student progress and provide needed supports and interventions.

During the 2021-2022 school year, the District began the Social Emotional Learning process. The District began working with CASEL (Collaborative for Academic, Social, and Emotional Learning) hosted a 10-part webinar series. The RethinkED was introduced to provide a direct universal instruction SEL curriculum to students. The curriculum K-12 has been implemented during Social Studies classes.

Tiered Behavior Supports works in conjunction with the district's SEL initiative. We are working for SEL to become the foundation of ALL work, both academic and behavior.

## **FOCUS CHOICE PROGRAMS**

The East Baton Rouge Parish School System is expanding its portfolio of schools that will offer students non-academic admission into the cohort of Focus Choice Schools, a model designed to provide competitive and engaging theme-based programs for the 2022-2023 school year.

The proposed Focus Choice School (FCS) model will provide opportunities for students who are interested in defined thematic programs that are aligned with the five career fields of the Pathways to Bright Futures program: Technology, Construction and Manufacturing, Medical and Pre-Med, Transportation and Logistics, and Liberal Arts and Management. In addition, each school will be supported by a community partner, who in turn, will assist the district with specialized expertise for each model. Students will be required to apply for non-academic admission for each school in the Focus Choice network; however, depending on the program, the retention requirement will range between 2.8 or 3.00.

Focus Choice Schools is a model concentrating on implementing choice schools that are innovative and provide a stimulating and challenging curriculum while capitalizing on integrating a postsecondary partnership. A centralized goal of the program recognizes that school choice is a critical and essential aspect of every urban school system; therefore, the purpose of this plan is to provide innovative programs, and enhanced opportunities throughout the school district to systematically implement themed-based programs.

Programs are aligned with the district's Strategic Plan to increase available seats, add or enhance innovative programs, promote systemic recruitment strategies and to increase seats at schools with capacity. In alignment with the Pathways to Bright Futures academic programming design, Focus Choice Schools specialized programs will provide students with the opportunity to participate in dual enrollment programs that will allow them to graduate from high school with an associate degree.

#### **Tax Plan - Phase IV**

In March 2018, the community elected once again to support the District by voting for the one-cent sales tax that will sustain for ten years. The continuance will again be in the form of three propositions, mirroring the form it took in 2008 with collections to begin in 2019 and continue through 2029. The Community Oversight Committee will continue to ensure that the money approved by the voters is spent appropriately. The Superintendent of Schools and the Community Oversight Committee are currently determining which projects will be included in Proposition 1. Propositions 2 and 3 have continued to fund the continuation of discipline programs and employee compensation at current levels for each Tax Plan phase.

#### **Internal Control**

Management of the District is responsible for establishing and maintaining an internal control structure designed to ensure that the assets of the District are protected from loss, theft, or misuse. Management also ensures that adequate accounting data is compiled to allow for the preparation of financial statements in conformity with generally accepted accounting principles. The internal control structure is designed to provide reasonable, but not absolute, assurance that these objectives are met. The concept of reasonable assurance recognizes that: 1) the costs of a control should not exceed the benefits likely to be derived; and 2) the valuation of costs and benefits requires estimates and judgments by management. The District utilizes a fully automated accounting system as well as an automated system of control for fixed assets and payroll. It is believed that the District's internal controls adequately safeguard assets and provide reasonable and proper recording of financial transactions.

#### **Single Audit**

As a recipient of Federal and State financial assistance, the District is responsible for ensuring that an adequate internal control structure is in place to ensure compliance with applicable laws and regulations related to these programs. This internal control structure is subject to periodic evaluation by management and the internal audit staff of the District.

### **Budgeting Controls and Policy**

The District maintains budgetary controls. The objective of this system control is to ensure compliance with legal provisions embodied in the annual appropriated budget approved by the District's governing body. Activities of the General Fund and Special Revenue Funds are included in the annual appropriated budget. The level of budgetary control (the level at which expenditures cannot exceed the appropriated amount) is established at the individual fund level for all funds.

The District also maintains an encumbrance accounting system as one technique of accomplishing budgetary control. Remaining encumbered amounts in the General Fund at year-end are re-appropriated as part of the next year's budget. The approved budget presents revenues by source and expenditures by function as defined by the Louisiana Board of Elementary and Secondary Education's Bulletin #1929. The Superintendent is authorized to transfer amounts between line items in accordance with budget policy established by the District's governing body. However, budget amendments are required when total revenues drop 5% or more below expectations, total expenditures exceed budget estimates by 5% or more, and when beginning fund balance is less than 5% or more of its projected amount. Budget to actual comparisons are provided in this report for the General Fund and each Special Revenue Fund.

### **Capital Projects Funds**

Proposition 1 - Capital Projects Fund is funded by 51% of a one-cent sales tax in Proposition 1 for facilities and technology as approved by the voters in November 1998 as mentioned previously. The effective collection date for this proposition was July 1, 1999. The collection of this tax was for a five-year period and was for the purpose of funding repairs and renovations, enhancing technology, and constructing new schools and classrooms. On May 2, 2003, the voters approved the continuation of the Tax Plan for an additional five (5) years, on March 8, 2008, voters approved an additional continuation of the Tax Plan for ten (10) years, and on March 10, 2018 voters once again approved a continuation of the Tax Plan for an additional ten (10) years. Total sales tax revenues in Proposition 1 for the year ended June 30, 2022 amounted to \$53.9 million.

### **Financial Policies**

The School Board adopted a Fund Balance policy for the General Fund in 2009-2010. A fund balance goal of 15% of total revenues was established. The primary reasons for this policy are to provide adequate resources for: 1) Cash Flow; 2) Unforeseen Events; 3) Financial Security; 4) Daily Operations; and 5) Compliance. For the years ended June 30, 2020 and June 30, 2021 the total General Fund balance was approximately \$56.1 million or 12% of total revenues and \$71.6 million or 15% of total revenues, respectively. For the year ending June 30, 2022, the total General Fund balance was approximately \$92.5 million or 19% of total revenues.

### **OTHER INFORMATION**

#### **Independent Audit**

State statutes require an annual audit by independent certified public accountants. The public accounting firm of Postlethwaite & Netterville, APAC was selected by the District several years ago to perform its annual financial audit. In addition to meeting the requirements set forth in State statutes, this audit was designed to comply with requirements of the Federal Single Audit Act Amendments of 1996 and related OMB Uniform Guidance. The auditors' reports on the basic financial statements are included in the financial section of this report. The auditors' reports related specifically to the single audit, internal control, and compliance with laws and regulations are included in a separate report and are available for review at the District.



## **AWARDS**

### **Government Finance Officers Association**

The Government Finance Officers Association (GFOA) of the United States and Canada awarded a Certificate of Achievement for Excellence in Financial Reporting to the District for its Annual Comprehensive Financial Annual Report (ACFR) for the fiscal year ended June 30, 2021. This was the thirty-sixth consecutive year that the District has received this prestigious award. In order to be awarded a Certificate of Achievement, the District published an easily readable and efficiently organized ACFR. This report satisfied both generally accepted accounting principles and applicable legal requirements.

A Certificate of Achievement is valid for a period of one year only. Management believes that the 2021-2022 ACFR continues to meet the Certificate of Achievement program's requirements and will submit it to the GFOA for review in determining eligibility for another certificate.

### **Association of School Business Officials**

The District has received the Association of School Business Officials (ASBO) Certificate of Excellence in Financial Reporting for the fiscal year ended June 30, 2021. This was the thirty-sixth consecutive year that the District has received this prestigious award. This award certifies that the ACFR, for the fiscal year ended June 30, 2021, substantially conforms to the principles and standards of financial reporting as recommended and adopted by the ASBO International. The award is granted only after an intensive technical review of financial reports by an expert panel of certified public accountants and practicing school business officials has been made. The Certificate of Excellence is the highest form of recognition in school financial reporting issued by the ASBO International.

A Certificate of Achievement is valid for a period of one year only. Management believes that the ACFR, for the fiscal year ended June 30, 2022, which will be submitted to ASBO for review, also conforms to its principles and standards.

## **ACKNOWLEDGEMENTS**

It is desired that this report contains the necessary information and data that will provide a better understanding of the operations of the District. It is further hoped that this report has been designed in such a manner as to be used as an administrative tool and general source of information to enhance the District's accountability to the public.

The preparation of this report in a timely manner could not have been achieved without a dedicated and highly qualified staff. I would like to take this opportunity to express my sincere appreciation to the entire Budget Management and Finance Department staff, whose extraordinary efforts and dedication contributed significantly in the timely, accurate preparation of this report. The professional, thorough, and timely manner in which our independent auditors, Postlethwaite & Netterville, conducted the audit is also appreciated. The Graphic Arts Department is to be commended on its creative input in the design and timely reproduction of this document. Additionally, members of the School Board are to be thanked for their interest and support in planning and conducting the financial operations of the District in a responsible and progressive manner.

Sincerely,



Kelly Lopez, MBA  
Chief Financial Officer



Government Finance Officers Association

Certificate of  
Achievement  
for Excellence  
in Financial  
Reporting

Presented to

**East Baton Rouge Parish School System  
Louisiana**

For its Annual Comprehensive  
Financial Report  
For the Fiscal Year Ended

June 30, 2021

*Christopher P. Morill*

Executive Director/CEO



---

ASSOCIATION OF  
SCHOOL BUSINESS OFFICIALS  
INTERNATIONAL

---

The Certificate of Excellence in Financial Reporting  
is presented to

## East Baton Rouge Parish School System

for its Annual Comprehensive Financial Report  
for the Fiscal Year Ended June 30, 2021.

The district report meets the criteria established for  
ASBO International's Certificate of Excellence in Financial Reporting.



A handwritten signature in black ink, reading 'William A. Sutter'.

---

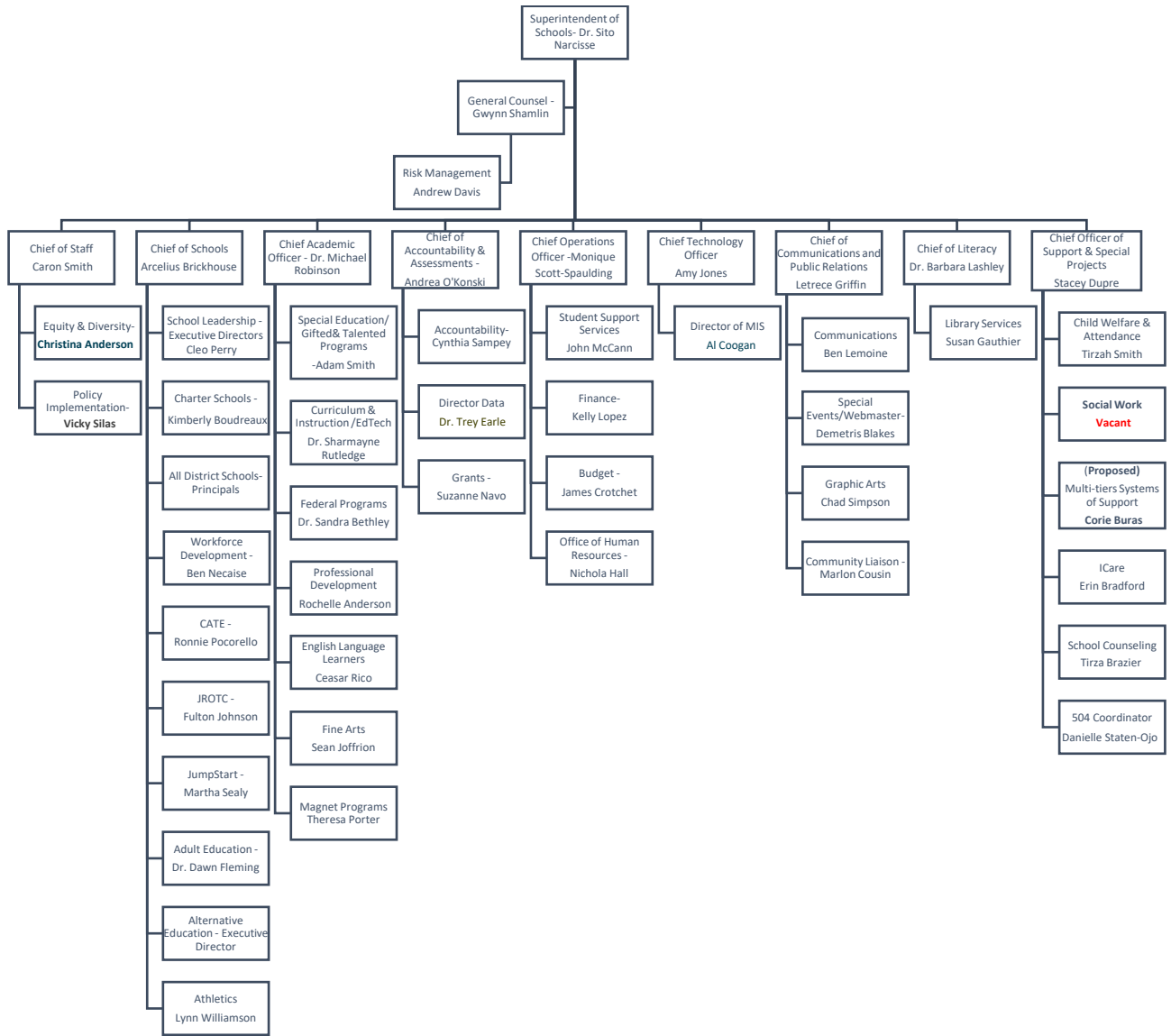
**William A. Sutter**  
President

A handwritten signature in black ink, reading 'David J. Lewis'.

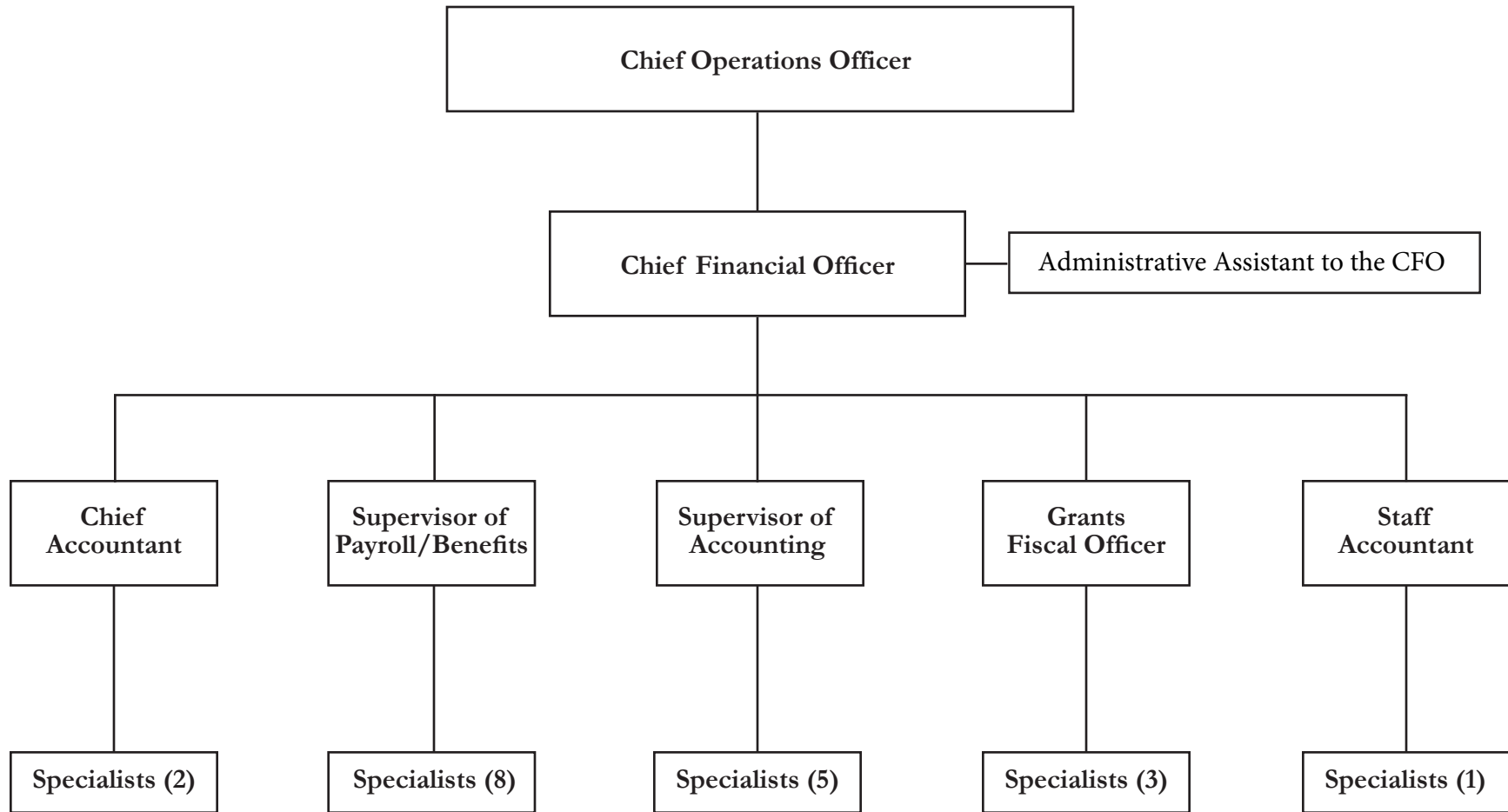
---

**David J. Lewis**  
Executive Director

# SUPERINTENDENT'S LEADERSHIP TEAM WITH DIVISIONS & DEPARTMENTS



# East Baton Rouge Parish School System Finance Department Chart



Page Intentionally Blank



# Financial Section



2021-2022 Annual Comprehensive Financial Report





## INDEPENDENT AUDITORS' REPORT

The East Baton Rouge Parish School System  
Baton Rouge, Louisiana

### **Report on the Audit of the Financial Statements**

#### **Opinion**

We have audited the accompanying financial statements of the governmental activities, each major fund, and the aggregate remaining fund information of the East Baton Rouge Parish School System (School System) as of and for the year ended June 30, 2022, and the related notes to the financial statements, which collectively comprise the School System's basic financial statements as listed in the table of contents.

In our opinion, the financial statements referred to above present fairly, in all material respects, the respective financial position of the governmental activities, each major fund, and the aggregate remaining fund information of the School System as of June 30, 2022, and the respective changes in financial position and, where applicable, cash flows thereof for the year then ended in accordance with accounting principles generally accepted in the United States of America.

#### ***Basis for Opinions***

We conducted our audit in accordance with auditing standards generally accepted in the United States of America (GAAS) and the standards applicable to financial audits contained in *Government Auditing Standards*, issued by the Comptroller General of the United States. Our responsibilities under those standards are further described in the Auditors' Responsibilities for the Audit of the Financial Statements section of our report. We are required to be independent of the School System and to meet our other ethical responsibilities, in accordance with the relevant ethical requirements relating to our audit. We believe that the audit evidence we have obtained is sufficient and appropriate to provide a basis for our audit opinions.

#### ***Responsibilities of Management for the Financial Statements***

Management is responsible for the preparation and fair presentation of these financial statements in accordance with accounting principles generally accepted in the United States of America; this includes the design, implementation, and maintenance of internal control relevant to the preparation and fair presentation of financial statements that are free from material misstatement, whether due to fraud or error.

In preparing the financial statements, management is required to evaluate whether there are conditions or events, considered in the aggregate, that raise substantial doubt about the School System's ability to continue as a going concern for twelve months beyond the financial statement date, including any currently known information that may raise substantial doubt shortly thereafter.

### ***Auditors' Responsibilities for the Audit of the Financial Statements***

Our objectives are to obtain reasonable assurance about whether the financial statements as a whole are free from material misstatement, whether due to fraud or error, and to issue an auditors' report that includes our opinion. Reasonable assurance is a high level of assurance but is not absolute assurance and therefore is not a guarantee that an audit conducted in accordance with generally accepted auditing standards will always detect a material misstatement when it exists. The risk of not detecting a material misstatement resulting from fraud is higher than for one resulting from error, as fraud may involve collusion, forgery, intentional omissions, misrepresentations, or the override of internal control. Misstatements, including omissions, are considered material if there is a substantial likelihood that, individually or in the aggregate, they would influence the judgment made by a reasonable user based on the financial statements.

In performing an audit in accordance with generally accepted auditing standards and Government Auditing Standards, we:

- Exercise professional judgment and maintain professional skepticism throughout the audit.
- Identify and assess the risks of material misstatement of the financial statements, whether due to fraud or error, and design and perform audit procedures responsive to those risks. Such procedures include examining, on a test basis, evidence regarding the amounts and disclosures in the financial statements.
- Obtain an understanding of internal control relevant to the audit in order to design audit procedures that are appropriate in the circumstances, but not for the purpose of expressing an opinion on the effectiveness of the School System's internal control. Accordingly, no such opinion is expressed.
- Evaluate the appropriateness of accounting policies used and the reasonableness of significant accounting estimates made by management, as well as evaluate the overall presentation of the financial statements.
- Conclude whether, in our judgment, there are conditions or events, considered in the aggregate, that raise substantial doubt about the School System's ability to continue as a going concern for a reasonable period of time.

We are required to communicate with those charged with governance regarding, among other matters, the planned scope and timing of the audit, significant audit findings, and certain internal control related matters that we identified during the audit.

### ***Required Supplementary Information***

Accounting principles generally accepted in the United States of America require that Management's Discussion and Analysis on pages xxxii through xlv, the schedule of changes in total other post-employment liability and related ratios on page 52, the schedule of the School System's proportionate share of the net pension liability for the retirement systems on page 53, the schedule of employer contributions to the retirement systems on page 54, budgetary comparison information on pages 55 through 62, and the related notes to the required supplementary information on pages 63 through 67 be presented to supplement the basic financial statements

Such information, although not a part of the basic financial statements, is required by the Governmental Accounting Standards Board, who considers it to be an essential part of financial reporting for placing the basic financial statements in an appropriate operational, economic, or historical context. We have applied certain limited procedures to the required supplementary information in accordance with auditing standards generally accepted in the United States of America, which consisted of inquiries of management about the methods of preparing the information and comparing the information for consistency with management's responses to our inquiries, the basic financial statements, and other knowledge we obtained during our audit of the basic financial statements. We do not express an opinion or provide any assurance on the information because the limited procedures do not provide us with sufficient evidence to express an opinion or provide any assurance.

### ***Supplementary Information***

Our audit was conducted for the purpose of forming opinions on the financial statements that collectively comprise the School System’s basic financial statements. The accompanying schedules of revenue, expenditures and changes in fund balance – budget and actual for non-major governmental funds, combining non-major fund financial statements and schedules, the schedule of compensation, benefits, and other payments to the superintendent, the schedule of board members’ compensation are presented for purposes of additional analysis and are not a required part of the basic financial statements. Such information is the responsibility of management and was derived from and relates directly to the underlying accounting and other records used to prepare the basic financial statements. The information has been subjected to the auditing procedures applied in the audit of the basic financial statements and certain additional procedures, including comparing and reconciling such information directly to the underlying accounting and other records used to prepare the basic financial statements or to the basic financial statements themselves, and other additional procedures in accordance with auditing standards generally accepted in the United States of America. In our opinion, the accompanying schedules of revenue, expenditures and changes in fund balance – budget and actual for non-major governmental funds, combining non-major fund financial statements and schedules, the schedule of compensation, benefits, and other payments to the superintendent, the schedule of board members’ compensation are fairly stated, in all material respects, in relation to the basic financial statements as a whole.

### ***Other Information***

Management is responsible for the other information included in the annual report. The other information comprises the introductory section on pages i through xxviii and the statistical section presented on pages 108 through 142 but does not include the basic financial statements and our auditor's report thereon. Our opinions on the basic financial statements do not cover the other information, and we do not express an opinion or any form of assurance thereon.

In connection with our audit of the basic financial statements, our responsibility is to read the other information and consider whether a material inconsistency exists between the other information and the basic financial statements, or the other information otherwise appears to be materially misstated. If, based on the work performed, we conclude that an uncorrected material misstatement of the other information exists, we are required to describe it in our report.


### ***Other Reporting Required by Government Auditing Standards***

In accordance with *Government Auditing Standards*, we have also issued our report dated December 20, 2022 on our consideration of the East Baton Rouge Parish School System’s internal control over financial reporting and on our tests of its compliance with certain provisions of laws, regulations, contracts, and grant agreements and other matters. The purpose of that report is to describe the scope of our testing of internal control over financial reporting and compliance and the results of that testing, and not to provide an opinion on internal control over financial reporting or on compliance. That report is an integral part of an audit performed in accordance with *Government Auditing Standards* in considering the School System’s internal control over financial reporting and compliance.

*Postlethwaite & Netterville*

Baton Rouge, Louisiana  
December 20, 2022

Page Intentionally Blank



# Required Supplemental Information

## Part 1



2021-2022 Annual Comprehensive Financial Report



East Baton Rouge Parish School System  
Baton Rouge, Louisiana

**MANAGEMENT’S DISCUSSION AND ANALYSIS**  
**June 30, 2022**

The Management’s Discussion and Analysis (MD&A) of the East Baton Rouge Parish School System’s (District) financial performance provides an overall review, objective and easily readable analysis of the District’s financial activities for the fiscal year-ended June 30, 2022. The intent of the MD&A is to look at the District’s overall financial performance as a whole and to assist readers in assessing the financial position as a result of the year’s operations in comparison to the prior year. Therefore, readers should read the MD&A in conjunction with the Annual Comprehensive Financial Report’s (ACFR) Letter of Transmittal (beginning on page ix) of the Introductory Section, the District’s Basic Financial Statements (Financial Section, beginning on page 1), and the Notes to the Basic Financial Statements.

**FINANCIAL HIGHLIGHTS**

1. Total liabilities and deferred inflows of resources exceeded total assets and deferred outflows of resources at June 30, 2022 by \$(103.1) million (net position). The unrestricted portion of net position was \$(697.1) million. Negative net position is largely a result of significant pension and other retirement related liabilities.
2. Net position increased \$152.6 million as of June 30, 2022, primarily as a result of increases in tax revenues and grant revenue and a decrease in expenses.
3. Restricted net position increased by a net amount of \$36.2 million primarily from an increase in amounts held for capital improvements of \$17.8 million and compensation of \$9.9 million. Restricted net position for discipline increased by \$3.5 million. The restricted net position for federal, state, and local grant programs increased by \$1.9 million. The restricted net position for student activities increased by \$0.9 million. The restricted fund balance for child nutrition increased by \$2.2 million.

**USING THE BASIC FINANCIAL STATEMENTS**

The District’s basic financial statements consist of the government-wide financial statements, the fund financial statements, the associated notes to those statements, while the entire annual comprehensive financial report includes those statements, as well as the capital asset schedules, statistical schedules, and the required supplemental information of the MD&A and budgetary comparison schedules of the major funds. The statements are organized so the reader can understand the operations of the District as a financial whole, i.e., an entire operating entity, its funds, and its fiduciary responsibilities. The government-wide financial statements, consisting of the Statement of Net Position and the Statement of Activities (pages 1-3), provide highly consolidated financial information and render a government-wide perspective of the District’s financial position and results of operations for the year. The Fund Financial Statements (pages 4-5, 7-10, and 12-15) provide the next level of detail and look at the District’s most significant funds and a total of all other non-major funds.

***Reporting the District as a Whole***

*Comparative Statement of Net Position and Statement of Activities*

The Statement of Net Position and the Statement of Activities present an aggregate view of the District’s finances and a long-term view of those finances. These statements seek to answer the question, “How did the District as a whole do financially during the 2021-2022 fiscal year?” These statements include *all non-fiduciary assets and liabilities* using the *accrual basis* of accounting used by most private-sector enterprises. The *accrual basis* considers all of the District’s current year revenues when earned and expenses when incurred regardless of when they are received or paid. These two statements report the District’s net position and changes in net position. By showing the change in net position for the year, the reader may ascertain whether the District’s financial condition has improved or deteriorated. The causes of the change may be the result of many factors, both financial and non-financial in nature. Non-financial factors which may have an impact on the District’s financial condition include the District’s property and sales tax base, student enrollment, facility conditions, required educational programs for which little or no funding is provided or other external factors.

East Baton Rouge Parish School System  
Baton Rouge, Louisiana

**MANAGEMENT'S DISCUSSION AND ANALYSIS**  
**June 30, 2022**

The following table reflects the condensed Statement of Net Position for 2022 and 2021:

**Table I**

Comparative Statement of Net Position

Years-ended June 30, 2022 and June 30, 2021

(In millions)

	<u>2022</u>	<u>2021</u>	<b>Increase (Decrease)</b>
<u>Assets</u>			
Current & Other Assets	\$ 324.9	\$ 255.8	\$ 69.1
Capital Assets	<u>473.2</u>	<u>474.6</u>	<u>(1.4)</u>
Total Assets	\$ 798.1	\$ 730.4	\$ 67.7
<u>Deferred Outflows of Resources</u>			
Deferred Outflow Amounts Related to OPEB Liability	\$ 84.4	\$ 105.9	\$ (21.5)
Deferred Outflow Amounts Related to Pension Liability	<u>105.4</u>	<u>152.5</u>	<u>\$ (47.1)</u>
Total Deferred Outflows of Resources	\$ 189.8	\$ 258.4	\$ (68.6)
<u>Liabilities</u>			
Current Liabilities	\$ 61.3	\$ 72.8	\$ (11.5)
Long-Term Liabilities	<u>695.1</u>	<u>1,089.9</u>	<u>(394.8)</u>
Total Liabilities	\$ 756.4	\$ 1,162.7	\$ (406.3)
<u>Deferred Inflows of Resources</u>			
Deferred Inflow Amounts Related to OPEB Liability	\$ 125.7	\$ 47.6	\$ 78.1
Deferred Inflow Amounts Related to Pension Liability	<u>\$ 208.9</u>	<u>\$ 34.2</u>	<u>174.7</u>
Total Deferred Inflows of Resources	\$ 334.6	\$ 81.8	\$ 252.8
<u>Net Position</u>			
Net Investment in Capital Assets	\$ 462.1	\$ 460.7	\$ 1.4
Restricted	131.9	95.7	36.2
Unrestricted	<u>(697.1)</u>	<u>(812.1)</u>	<u>115.0</u>
Total Net Position	<u>\$ (103.1)</u>	<u>\$ (255.7)</u>	<u>\$ 152.6</u>

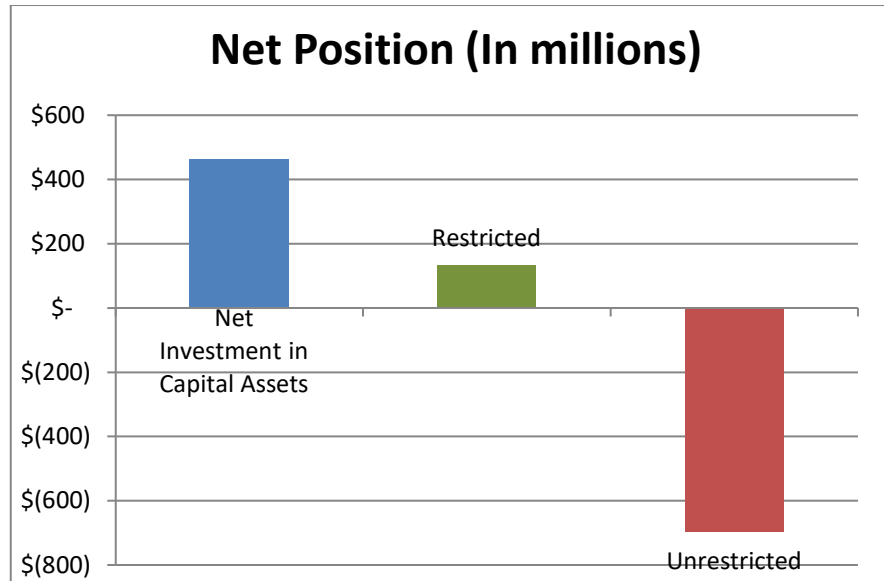
*For more detailed information, refer to pages 1-2.*



East Baton Rouge Parish School System  
Baton Rouge, Louisiana

**MANAGEMENT’S DISCUSSION AND ANALYSIS**  
**June 30, 2022**

The following table reflects an overview of Net Position for the year-ended June 30, 2022:



*For more detailed information, refer to pages 1-2.*

Total assets and deferred outflows of resources decreased by \$0.9 million from the previous fiscal year. Deferred outflows of resources decreased by \$68.6 from the previous year due to the changes in the pension and OPEB liabilities that are not yet recognized through revenue or expense. Cash and cash equivalents increased \$67.9 million, while receivables increased \$6.3 million. Ad valorem tax receivable increased by approximately \$0.64 million and sales tax receivable increased by \$3.95 million. Accounts and miscellaneous receivables increased by \$2.3 million. Due from governments decreased by \$5.0 million mainly from fluctuations in outstanding grant reimbursement claims for FEMA and a decrease in outstanding claims from ESSERF due to the COVID 19 pandemic.

Total liabilities and deferred inflows of resources decreased by a net amount of \$153.5 million from the previous fiscal year. The net pension liability decreased by \$295.3 million, and related deferred outflow amounts related to pension liability decreased \$47.1 million and the deferred inflow amounts related to pension increased \$174.7 million. Additionally, the long-term obligation for retiree benefits other than pensions decreased by \$106.3 million, and related deferred outflow amounts related to OPEB liability decreased \$21.5 million and deferred inflow amounts related to the OPEB liability increased \$78.1 million due to changes in assumptions.

As a result of debt service payments, a decrease of \$2.8 million in the long-term obligation of the Qualified School Construction Bonds (QSCB) occurred. Current liabilities decreased by a net amount of \$11.5 million. This is largely attributable to the decrease in current liability for total other post-employment benefit liability (OPEB) due in one year of \$11.5 million. The current portion of claims payable decreased \$3.5 million, which was a result of less claims in the Worker’s Compensation and Risk Management Funds. Further, the long-term portion of claims payable decreased \$1.2 million. The decreases in claims payable are due to better claims experience and less open claims at the School System.

East Baton Rouge Parish School System  
Baton Rouge, Louisiana

**MANAGEMENT'S DISCUSSION AND ANALYSIS**  
**June 30, 2022**

*Governmental Activities*

The Condensed Statement of Changes in Net Position presented in Table II presents the revenue and the cost of the District's governmental activities for the year-ended June 30, 2022 of \$796.8 million and \$644.2 million, respectively which is a 14.7% increase in revenues and a 4.14% decrease in expenses from the prior year. This statement portrays the activity in a traditional revenue over expense format and the numbers are derived from those presented in the Statement of Activities on page 3. The Statement of Activities shows the detailed cost of program services and the charges for services, grants, and contributions offsetting some of the costs of those program expenses. Operating grants and contributions totaling \$171.6 million subsidized certain programs of the District.

The ESSERF Program is the largest federally funded program with \$70.7 million in federal revenue compared to Title I with \$22.4 million and the Child Nutrition Program with \$40.5 million. In addition, Charges for Services - such as fees from other governmental agencies, school systems, and students, for transportation services, school lunches, extended day tuition, summer school tuition, and student activity fees totaling \$11.7 million – were collected to help cover the costs of certain programs of the District.

The net increase of \$49.4 million in operating grants and contributions is primarily attributable to federal grant reimbursements to the District through the ESSERF grants and the Child Nutrition department. Due to the COVID-19 Pandemic, the District received ESSERF funding in order to begin reopening the schools safely for all employees and students. The ESSERF funding was also used to combat learning loss due to the COVID-19 pandemic. The District was awarded \$243.7 million in ESSERF funding for 2021-2024. These funds were to be available to all schools, inclusive of all charter schools, and were able to be used over a three-year period. As with Title I funding, the ESSERF grant is on a reimbursement basis. For the 2021-2022 fiscal year, the District had expenditures totaling \$56.3 million and indirect costs to the General Fund of \$14.3 million.

The repairs from the Flood of 2016 began to come to an end and the final repairs are completed. The District is working with CSRS consultants to receive the final funding through GOHSEP. The Flood Relief Capital Projects fund saw an increase of \$5.7 million in comparison to revenues the previous year due to additional obligations on project worksheets being approved during the 2021-2022 fiscal year. The Child Nutrition Fund had an increase in fund balance of \$2.2 million for the fiscal year due to additional revenues generated from pandemic-related services.

The program expenses were also funded by the taxpayers in East Baton Rouge Parish through ad- valorem and sales and use taxes totaling \$407.9 million and unrestricted intergovernmental revenues totaling \$3.9 million. The MFP revenue from the State of Louisiana was \$187.6 million, interest and investment earnings was \$0.9 million. E-Rate revenue, Medicaid reimbursement, and other general revenues contributed \$8.1 million. Ad valorem taxes increased by approximately \$0.2 million or 0.2% as compared to prior year collections, which reflects growth in both commercial and residential properties for the parish. Sales tax collections increased as compared to prior year's collections by \$30.7 million or 15.8% due to the lowered COVID-19 restrictions and an increase in local COVID-19 stimulus monies.

State revenue sources from unrestricted grants-in-aid MFP, reflect an increase of \$10.8 million or 6.1%. This increase in MFP funding was due to the increase in Type I charter school enrollment; as well as, the State department funded raise to all personnel. Each certificated staff member received a \$1,500 yearly raise and each support staff member received a \$750 yearly raise. The District also received funding for the retirement system portion of the raises. Earnings on investments increased \$0.5 million or 125% due to the increase in earnings by the District from higher cash values in interest earning accounts due to increased sales tax; as well as an increase in QSCB bond interest earned. Miscellaneous revenue increased by approximately \$1.3 million or 18.1% due to a \$1.9 million increase in Medicaid reimbursements.

East Baton Rouge Parish School System  
Baton Rouge, Louisiana

**MANAGEMENT'S DISCUSSION AND ANALYSIS**  
**June 30, 2022**

Expenses, or costs of services, experienced a decrease for 2022. Several factors contributed to the net decrease in the cost of services by \$27.8 million from the previous year. Total instructional expenses decreased by \$46.1 million in 2021-2022, while total support service and appropriations expenses increased by a net of \$18.4 million. Instructional and support expense fluctuations were largely attributable to the decrease in pension and OPEB expense due to investment gains during 2021.

The key elements of the increase of the District's Net Position for the year-ended June 30, 2022 with comparative figures from 2021 are as follows:

East Baton Rouge Parish School System  
Baton Rouge, Louisiana

**MANAGEMENT'S DISCUSSION AND ANALYSIS**  
**June 30, 2022**

**Table II**

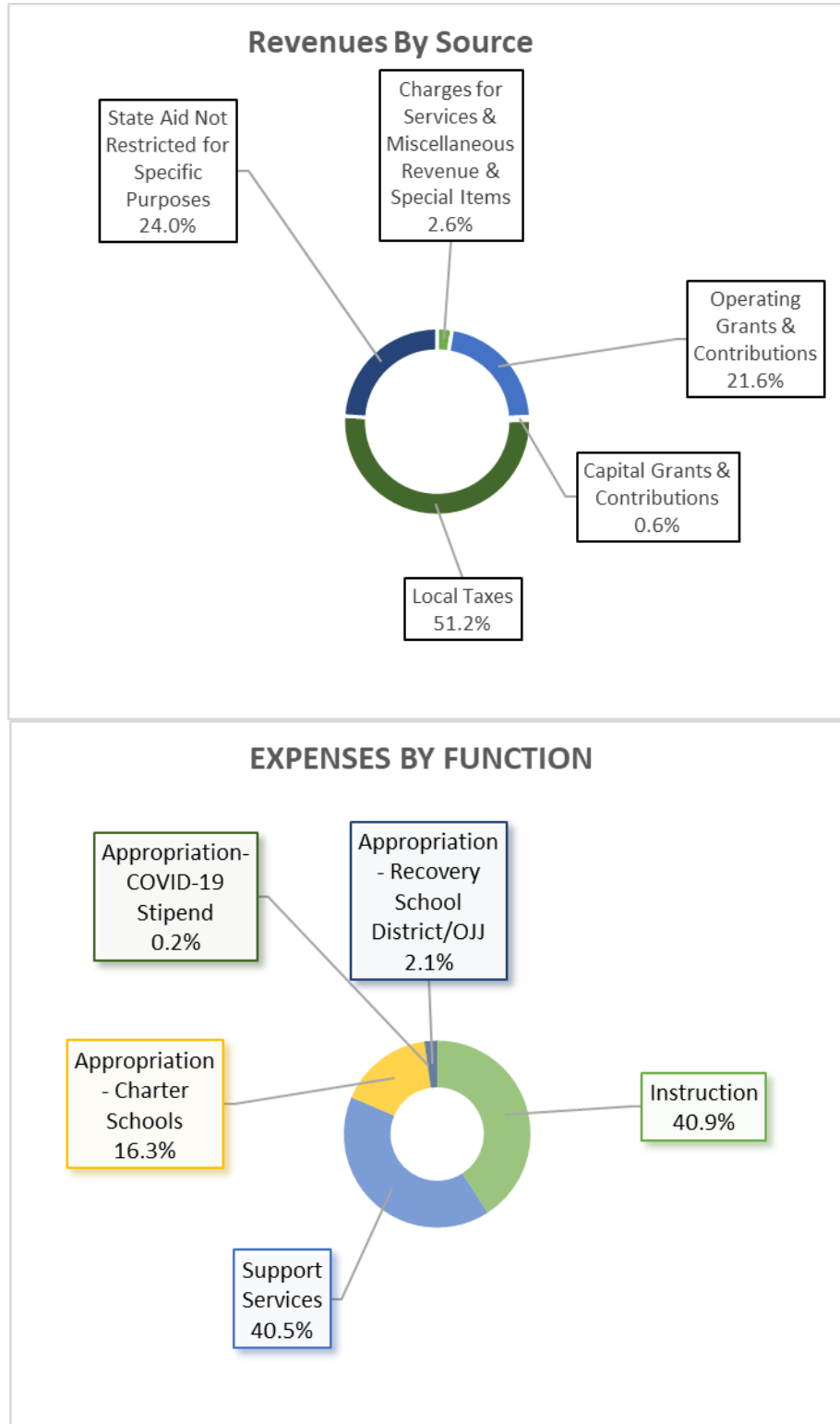
Condensed Statement of Changes in Net Position  
Years-ended June 30, 2022 and June 30, 2021

	(In millions)		<b>Increase</b>
<b>Revenue</b>	<b><u>2022</u></b>	<b><u>2021</u></b>	<b><u>(Decrease)</u></b>
<b>Program revenues:</b>			
Charges for services	\$ 11.7	\$ 7.5	\$ 4.2
Operating grants and contributions	171.6	122.2	49.4
Capital grants and contributions	5.1	0.1	5.0
<b>General revenues:</b>			
Ad Valorem taxes	182.5	182.3	0.2
Unrestricted intergovernmental revenues	3.9	3.9	-
Sales and use taxes	225.4	194.7	30.7
State aid not restricted (MFP)	187.6	176.8	10.8
Interest and investment earnings	0.9	0.4	0.5
Miscellaneous	8.1	6.8	1.3
Total revenues	<u>\$ 796.8</u>	<u>\$ 694.7</u>	<u>\$ 102.1</u>
<b>Expenses</b>			
<b>Instruction:</b>			
Regular education programs	\$ 161.5	\$ 192.9	\$ (31.4)
Special education programs	45.9	59.6	(13.7)
Other education programs	56.3	57.4	(1.1)
<b>Support Services:</b>			
Pupil support services	39.0	41.9	(2.9)
Instructional staff services	41.4	36.7	4.7
General administration services	15.1	14.1	1.0
School administration services	23.0	27.8	(4.8)
Business and central services	15.3	16.6	(1.3)
Plant operating and maintenance	54.1	46.8	7.3
Transportation	33.7	35.6	(1.9)
Child nutrition	38.8	38.6	0.2
Debt service - interest and bank charges	0.4	0.3	0.1
<b>Appropriations:</b>			
Charter Schools - Type 1	75.7	57.4	18.3
Charter Schools - Type 2	29.4	30.9	(1.5)
Office of Juvenile Justice	0.1	0.1	-
Recovery School District	13.4	13.5	(0.1)
COVID-19 Stipends	1.1	1.8	(0.7)
Total expenses	<u>\$ 644.2</u>	<u>\$ 672.0</u>	<u>\$ (27.8)</u>
<b>Change in net position</b>	<b>\$ 152.6</b>	<b>\$ 22.7</b>	<b>\$ 129.9</b>
<b>Net Position - beginning</b>	<b>(255.7)</b>	<b>(278.4)</b>	<b>22.7</b>
<b>Net Position - ending</b>	<b><u>\$ (103.1)</u></b>	<b><u>\$ (255.7)</u></b>	<b><u>\$ 152.6</u></b>

East Baton Rouge Parish School System  
Baton Rouge, Louisiana

**MANAGEMENT'S DISCUSSION AND ANALYSIS**  
**June 30, 2022**

The following reflects revenue and expense components in proportion to the respective totals included in the Statement of Activities:



*For more detailed information, refer to page 3.*

East Baton Rouge Parish School System  
Baton Rouge, Louisiana

**MANAGEMENT’S DISCUSSION AND ANALYSIS**  
**June 30, 2022**

***Reporting the District’s Most Significant Funds***

*Fund Financial Statements*

The analysis of the District’s major funds begins on page 4. Fund Financial Statements provide more in-depth reporting of the District’s short-term financial position and the results of operations. Fund basis financial information is presented in the “Fund Financial Statements” Section. The District uses many funds to account for the numerous funding sources provided annually. However, the Fund Financial Statements look at the District’s most significant funds with all non-major funds presented in total in one column. These statements report governmental activities on a more current basis rather than a long-term basis, indicating sources and uses of funding, and resources available for spending in future periods.

Fund Financial Statements provide more in-depth data on the District’s most significant funds, such as its General Fund, Title I Fund, Proposition 1 “Capital Projects Fund,” Proposition 2 “Discipline Fund,” Proposition 3 “Compensation Fund,” Flood Relief Capital Projects Fund, ESSERF, and the Child Nutrition Fund. These funds are considered “major funds” under GASB Statement No. 34.

*Governmental Funds* – Most of the District’s governmental activities are reported in governmental funds, which generally focus on how money flows in and out of those funds, the balances that are left at year-end, and the amount available for spending in future periods. These funds are reported using the modified accrual basis of accounting, which measures cash and all other financial assets that can readily be converted to cash.

**THE DISTRICT’S FUNDS**

The relationship between governmental activities reported in the Basic Financial Statements and the governmental funds reported in the Fund Financial Statements are reconciled to provide a more comprehensive picture of the District’s financial position.

*Proprietary Funds* – Proprietary funds use the accrual basis of accounting which is the same basis used by the private sector. Proprietary funds attempt to recover costs through charges to the user. The District uses the Internal Services Funds (proprietary funds) to account for activities for workers’ compensation, risk management, and medical insurance.

*Fiduciary Funds* –Fiduciary Funds are custodial funds that follow the accrual basis of accounting. These funds contain resources held by the government in a temporary, purely custodial capacity for others.

The District uses governmental funds to control and permit measurement in the short-term of revenues and expenditures of a particular activity or purpose (e.g., dedicated taxes and grant programs). The Governmental Fund Financial Statements allow the District to demonstrate its stewardship over and accountability for resources provided by taxpayers and other entities. These statements also allow the reader to obtain more insight into the financial management of the District and assess further the District’s overall financial stability.

East Baton Rouge Parish School System  
Baton Rouge, Louisiana

**MANAGEMENT’S DISCUSSION AND ANALYSIS**  
**June 30, 2022**

The fund balances for all major and non-major funds in the aggregate for the fiscal year-ended June 30, 2022 are as follows:

- As the District completed the fiscal year-ended June 30, 2022, its major funds report fund balances of \$209.5 million as compared to \$149.5 million as of June 30, 2021. The fund balances include the General Fund at \$92.5 million, Propositions 1, 2, and 3 at \$86.9 million, \$7.1 million and \$19.5 million, respectively, as of June 30, 2022. The Child Nutrition Fund reported a fund balance as of June 30, 2022 of \$3.4 million. The Flood Relief Capital Projects Fund reported a fund balance as of June 30, 2022 of \$0.2 million including all expenditures related to flood recovery, FEMA reimbursements, and insurance proceeds. The fund balance for the Proposition 1, “Capital Projects Fund,” increased by \$17.8 million when compared to the prior year, which is primarily a result of the increase in sales taxes for the fiscal year. The fund balance for the Child Nutrition Fund increased by \$2.2 million, which is a result of the reimbursement amount returning to previous levels and the continuation of providing meals to students on non-school days. The fund balance for the Proposition 3, “Compensation Fund,” increased by \$9.9 million, which is primarily attributable to the increase in sales tax. The fund balance for the Proposition 2, “Discipline Fund,” increased by \$3.5 million due to an increase in sales taxes collected.
- General Fund revenues increased \$27.7 million when compared to the prior year.
  - Ad valorem tax revenue increased \$0.3 million over last year with a 2021 assessment roll increase of approximately 4.0% and an overall collection rate of 99%. This shows a continued growth in both commercial and residential properties for the parish. This amount is anticipated to be higher in the 2022-2023 fiscal year since the District did roll forward the millage in March 2022. Sales tax collections increased as compared to prior year’s collections by \$15.1 million.
  - Sales and use tax collection increased due to the lowered COVID-19 restrictions and an increase in local COVID-19 stimulus monies.
  - State Minimum Foundation Program (MFP) funding increased by approximately \$10.5 million when compared to the prior year. This increase in MFP funding was due to the increase in Type I charter school enrollment; as well as, the State department funded raise to all personnel. Each certificated staff member received a \$1,500 yearly raise and each support staff member received a \$750 yearly raise. The District also received funding for the retirement system portion of the raises.
- General Fund expenditures increased by \$24.5 million from the prior year. The most significant reasons for the increase in expenditures were:
  - General Administration costs increased approximately \$2.2 million,
  - School Administration costs increased approximately \$1.5 million,
  - Plant operations and maintenance costs increased approximately \$5.9 million,
  - Charter school and RSD charter school appropriations increased approximately \$16.8 million.
- The unassigned fund balance of \$56.9 million is approximately 11.7 % of annual expenditures. This fund balance will be necessary to support increased retirement costs and other unforeseen emergencies.
- Non-major governmental fund balances were \$15.6 million for the fiscal year-ended June 30, 2022 as compared to \$12.8 million as of June 30, 2021. The increase is primarily as a result of the Cecil Picard LA 4 Early Childhood Program, whose fund balance increased by \$1.1 million from the previous year due to an increase in pre-school students in the District. Further, the Education Excellence Fund (EEF) fund balance increased by \$0.5 million compared to the previous year.
- The Internal Service Funds ended the year with a net position at June 30, 2022 of \$47.2 million. The Worker’s Compensation, Risk Management, and Medical Insurance Funds net position balances were \$5.0 million, \$14.6 million, and \$27.6 million, respectively.

East Baton Rouge Parish School System  
Baton Rouge, Louisiana

**MANAGEMENT'S DISCUSSION AND ANALYSIS**  
**June 30, 2022**

*General Fund Budgetary Highlights*

The District's budget is prepared according to Louisiana law. During the course of the year, the District revises its budget to take into consideration significant changes in revenues or expenditures. Louisiana Revised Statute 39:1311 requires a budget amendment if either expected revenues are less or anticipated expenditures are in excess of budgetary goals by five percent (5%) or more. The original budget for the District was adopted on June 17, 2021 and the final revised budget was adopted on May 19, 2022. A statement showing the District's original and final budget compared with actual operating results is provided in this ACFR beginning on page 57. The District's year-end actual results were improved when compared to the budget, as conservative budgetary practices are customary. Revenues are forecasted conservatively and expenditures are budgeted in anticipation of all possible costs and projects.

The General Fund's actual revenues of \$501.1 million exceeded projections of \$495.8 million by \$5.3 million and increased \$27.7 million when compared to the prior year.

Sales tax collections of \$119.9 million increased as compared to prior year's collections by \$15.2 million or 14.5% and exceeded projections of \$115.5 million by \$4.4 million or 3.9 %. Sales tax began to increase significantly in March 2021 due to the COVID 19 Pandemic restrictions being lifted and an increase in local COVID-19 stimulus monies.

Medicaid reimbursement increased by \$0.9 million, when compared to the prior year, due to an increase in claims by working with a vendor to capture all Medicaid reimbursements available to the District inclusive of Special Education transportation. Earnings on Investments increased by \$0.5 million, when compared to the prior year, due to increase in the Treasury bond rate due to the in order maintain the economy and slow inflation. Other local revenue increased by a net amount of approximately \$1.2 million when compared to the prior year, which mainly represents increases in transportation fees, extended day collections, administrative fees from charters, and other miscellaneous revenues.

One of the more significant costs to the General Fund and to the School System as a whole is health benefits to current and retired employees. Health insurance benefits have been under constant review. Medical and pharmacy cost trends for the District's self-insured health plan for active and retired employees and their dependents continue to increase by approximately 1% annually. The District is constantly reviewing its health plan for cost avoidance and cost reduction measures, such as, the implementation of the Medicare Advantage Program effective January 1, 2014 for Medicare eligible retirees.

An analysis of the General Fund expenditures by function indicates actual expenditures were less than the revised budget expenditures by \$9.3 million. Regular education instruction costs were less than budgeted amounts by approximately \$6.4 million dollars due to strategically using federal funding to support instructional goals. Pupil Support costs were less than budgeted amounts by approximately \$1.2 million. Business and Central Services costs were less than budgeted amounts by approximately \$0.7 million. Transportation costs were less than budgeted amounts by approximately \$2.0 million dollars. This decrease aligns with the District's plan to reduce routes to increase efficiencies within the department.

The appropriation – Type I charter schools' expenditures increased by \$18.4 million as compared to the prior year. This increase is largely attributable to the growth of grade levels at three IDEA charter schools, two BASIS BR charter schools, two Helix charter schools, and CSAL elementary in the 2021-2022 school year. The appropriation – Type II charter schools' expenditures decreased by \$1.5 million. The COVID 19 pandemic slowed the growth of Type II charters during the fiscal year. The appropriation – Recovery School District expenditures decreased by \$0.1 million due to decreased enrollment.

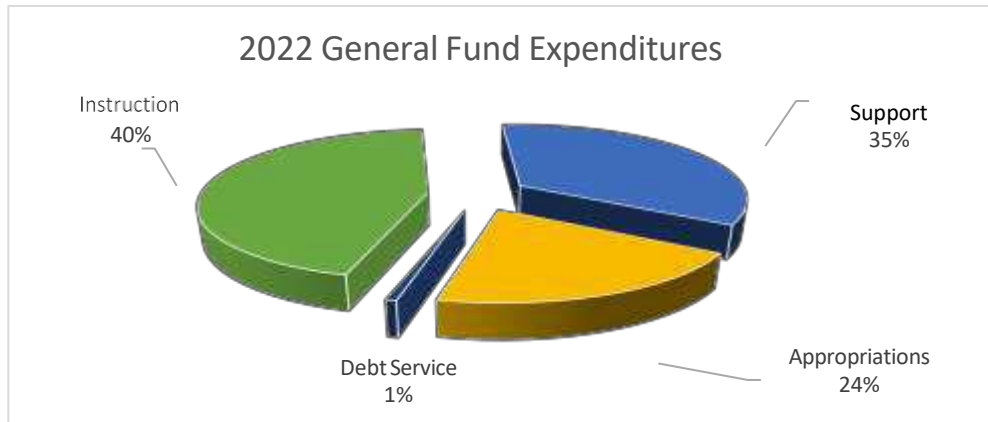


East Baton Rouge Parish School System  
Baton Rouge, Louisiana

**MANAGEMENT'S DISCUSSION AND ANALYSIS**  
**June 30, 2022**



*For more detailed information, refer to page 57*



*For more detailed information, refer to page 57*

East Baton Rouge Parish School System  
Baton Rouge, Louisiana

**MANAGEMENT’S DISCUSSION AND ANALYSIS**  
**June 30, 2022**

**CAPITAL ASSETS AND DEBT ADMINISTRATION**

*Capital Assets*

At June 30, 2022, the District had approximately \$473.2 million invested in a broad range of capital assets, including land, buildings, furniture, vehicles, computers, and other equipment. This amount is net of accumulated depreciation to date. Increases during the year represent additional purchases and capital outlays for construction, the effect of depreciable assets and retirements of assets. During the 2021-2022 fiscal year, one major construction projects, McKinley Elementary was in progress.

**Table III**

Capital Assets

Years ended June 30, 2022 and June 30, 2021 (In Millions)

	<u>2022</u>	<u>2021</u>	<u>Increase (Decrease)</u>
Land	\$ 20.9	\$ 12.3	\$ 8.6
Buildings and Improvements	417.6	437.6	(20.0)
Furniture and Equipment	22.1	21.8	0.3
Construction in Progress	<u>12.6</u>	<u>2.9</u>	<u>9.7</u>
<b>TOTALS</b>	<u>\$ 473.2</u>	<u>\$ 474.6</u>	<u>\$ (1.4)</u>

*For more detailed information, refer to footnote 5 to the financial statements.*

Accumulated depreciation as of June 30, 2022 was \$410.9 million for buildings and improvements and \$52.7 million for furniture and equipment. Major construction and renovation projects will continue for the 2022-2023 fiscal year and will be funded with the Proposition 1 “pay-as-you-go” sales tax initially approved by the voters in 1998 for a five-year period and renewed on May 2, 2003 for an additional five years, and on March 8, 2008 for an additional ten years. It was renewed for an additional ten years on April 28, 2018.

***Debt Administration***

As a part of the American Recovery and Reinvestment Act (ARRA), school boards were authorized to issue Qualified School Construction Bonds (QSCB). A direct allocation was made to the District for the authority to issue \$21.4 million in QSCBs that were issued in December 2009 and another \$21.7 million issued in August 2010. The QSCBs are scheduled for complete repayment in December 2025 with debt service payments of \$1.3 million and \$1.4 million due annually in December for both the 2009 QSCBs and the 2010 QSCBs, respectively. At June 30, 2022, the District had outstanding \$5.4 million and \$5.8 million for the 2009 QSCBs and the 2010 QSCBs, respectively.

In accordance with LA-R.S.39: 554 (D), the District is legally restricted from incurring long-term bonded debt in excess of 35% of the assessed value of the taxable property (including homestead exempt and nonexempt property) within the parish. At June 30, 2022, the statutory limit was \$ 1,779,766,958.

The District applies Governmental Accounting Standards Board (GASB) Statement Number 75, *Accounting and Financial Reporting for Postemployment Benefits Other Than Pensions* requiring the recording of a total other post-employment benefit liability. This results in a total OPEB liability of \$384.7 million as of the end of the fiscal year. More detailed information is available in Note 7 to the financial statements.

East Baton Rouge Parish School System  
Baton Rouge, Louisiana

**MANAGEMENT’S DISCUSSION AND ANALYSIS**  
**June 30, 2022**

Government Accounting Standards Board (GASB) Statement Number 68, “Accounting and Financial Reporting for Pensions”, an amendment of GASB Statement No. 27 and Statement Number 71, “Pension Transition for Contributions Made Subsequent to the Measurement Date”, an amendment of GASB Statement No. 68 was adopted in previous fiscal years and continues to significantly impact the District’s net position. The standards require recognition of the District’s proportionate share of state-wide pension plan liabilities, which resulted in a net pension liability of \$286.6 million for the year. More detailed information is available in Note 6 to the financial statements.

Other long-term obligations include accrued sick leave and annual leave. The balance at June 30, 2022 of both current and long-term portions of these accrued benefits was \$21.4 million. More detailed information is available in Note 8.

**ECONOMIC FACTORS AND NEXT YEAR’S BUDGET**

The financial well-being of the District is tied in large measure to the State funding formula and the sales and property tax base, which represents the majority of general revenues.

Actual October 1, 2022, student enrollment approved for the purpose of funding by the State was 38,915 students as compared to October 1, 2021, enrollment of 39,457 or 542 students below the prior year. Additionally, student funding adjustments were made for District schools that remain under the jurisdiction of the Recovery School District and charter schools – Type II. The initial unassigned fund balance projected for the General Fund for the fiscal year- ending June 30, 2023 is \$54.6 million. The 2022-2023 budgeted revenues are projected to increase by \$16.5 million as compared to the actual prior year. This is largely attributable to an increase in State MFP revenue due to the \$800 per certificated employee and \$400 non-certification employee raise and an increase in indirect cost due to the ESSERF funds. The 2022-2023 budgeted expenditures are projected to increase by \$27.3 million as compared to the prior year, which is largely attributable to increases in Type 1 Charter school funding and the aforementioned raises.

The Teachers’ Retirement System’s rate decreased from 25.2% to 24.8% effective July 1, 2022. The Louisiana School Employees’ Retirement System provided notification that the employer contribution rate decreased from 28.7% to 27.6% for the 2022- 2023 fiscal year. The change in retirement contribution rates effective July 1, 2022 will result in lower contributions.

Health insurance benefits have been under constant review. Medical and pharmacy cost trends for the District’s self-insured health plan for active and retired employees and their dependents continue to increase by approximately 3.0% annually for the 2022 plan year. EBRPSS is constantly reviewing its health plan for cost avoidance and cost reduction measures.


All of the factors and conditions cited above are encompassed in the 2022-2023 budget, which projects an operating surplus (revenue exceeds expenditures) of approximately \$2.0 million. The unassigned general fund balance of \$54.6 million for fiscal year-ended 2022-2023 may increase in the upcoming year due to the surplus. Maintaining, and even restoring, unassigned fund balance will be imperative for future budgets to support increased retirement costs, health care premiums, and other unforeseen emergencies.

East Baton Rouge Parish School System  
Baton Rouge, Louisiana

**MANAGEMENT'S DISCUSSION AND ANALYSIS**  
**June 30, 2022**

**CONTACTING THE DISTRICT'S FINANCIAL MANAGEMENT**

This ACFR is designed to provide full and complete disclosure of the financial condition and operations of the District. However, citizen groups, taxpayers, parents, students, other parish officials, investors or creditors may need further detail. To obtain such details, please contact Kelly Lopez, Chief Financial Officer, East Baton Rouge Parish School System, Post Office Box 2950, Baton Rouge, Louisiana, 70821. Feel free to also contact the Finance Department at (225) 922-5400 during regular office hours, Monday through Friday, 8:00 a.m. to 4:30 p.m., Central Standard Time, or e-mail at [klopez@ebrschools.org](mailto:klopez@ebrschools.org).



# Basic Financial Statements



2021-2022 Annual Comprehensive Financial Report



**EAST BATON ROUGE PARISH SCHOOL SYSTEM**

**Baton Rouge, Louisiana**

**STATEMENT OF NET POSITION**

**JUNE 30, 2022**

**ASSETS AND DEFERRED OUTFLOWS OF RESOURCES**

**ASSETS**

Cash and cash equivalents	\$ 258,331,138
Receivables	
Accounts	4,614,746
Sales tax	30,577,576
Ad valorem tax	439,682
Miscellaneous	40,687
Due from governments	29,385,312
Inventory	1,534,895
Capital Assets	
Land and construction in progress	33,528,869
Buildings and equipment, net of accumulated depreciation	<u>439,666,416</u>
 TOTAL ASSETS	 <u>798,119,321</u>

**DEFERRED OUTFLOWS OF RESOURCES**

Deferred outflow amounts related to OPEB liability	84,398,213
Deferred outflow amounts related to pension liability	<u>105,351,553</u>
	 <u>189,749,766</u>

<b>TOTAL ASSETS AND DEFERRED</b>	
<b>OUTFLOWS OF RESOURCES</b>	<b>\$ <u>987,869,087</u></b>

The accompanying notes to the basic financial statements are an integral part of these statements.

**LIABILITIES, DEFERRED INFLOWS OF RESOURCES, AND NET POSITION**

**LIABILITIES**

Accounts, salaries and other payables	\$ 35,651,134
Unearned revenues	1,446,223
Insurance claims payable	
Due within one year	8,896,025
Due in more than one year	6,613,784
Non-current liabilities:	
Due within one year (bonds and compensated absences)	4,786,615
Total other post-employment benefit liability (OPEB) - due in one year	10,546,324
Due in more than one year (bonds and compensated absences)	27,798,770
Total other post-employment benefit liability (OPEB) - due in more than one year	374,115,919
Net pension liability	286,558,259
	<hr/>
TOTAL LIABILITIES	756,413,053
	<hr/>

**DEFERRED INFLOWS OF RESOURCES**

Deferred inflow amounts related to OPEB liability	125,688,075
Deferred inflow amounts related to pension liability	208,937,027
	<hr/>
	334,625,102
	<hr/>

**NET POSITION**

Net investment in capital assets	462,057,039
Restricted for	
Capital improvements	86,908,640
Compensation	19,493,672
Discipline	7,078,915
Federal, state and local grant programs	7,639,827
Student activities	7,445,465
Child nutrition	3,357,336
Unrestricted	(697,149,962)
	<hr/>
TOTAL NET POSITION	(103,169,068)
	<hr/>

**TOTAL LIABILITIES, DEFERRED INFLOWS  
OF RESOURCES, AND NET POSITION**

\$ 987,869,087

---

---



**EAST BATON ROUGE PARISH SCHOOL SYSTEM**

**Baton Rouge, Louisiana**

**STATEMENT OF ACTIVITIES**

**FOR THE YEAR ENDED JUNE 30, 2022**

	Expenses	Program Revenues			Net (Expense)
		Charges for Services	Operating Grants and Contributions	Capital Grants and Contributions	Revenue and Changes in Net Position
				Governmental Unit	
<u>Functions/Programs</u>					
Instruction:					
Regular education programs	\$ 161,464,854	\$ -	\$ 28,467,172	\$ 752,546	\$ (132,245,136)
Special education programs	45,921,971	-	2,137,178	-	(43,784,793)
Other education programs	56,314,044	10,705,717	47,209,405	-	1,601,078
Support Services:					
Pupil support services	38,998,788	-	11,433,580	-	(27,565,208)
Instructional staff services	41,446,941	-	36,012,736	-	(5,434,205)
General administration services	15,130,153	-	1,583,554	-	(13,546,599)
School administration services	22,992,153	-	198,975	-	(22,793,178)
Business and central services	15,285,377	-	616,997	-	(14,668,380)
Plant operations and maintenance	54,111,860	-	1,359,819	4,158,261	(48,593,780)
Transportation	33,718,135	633,125	1,144,945	151,662	(31,788,403)
Child nutrition	38,746,891	390,456	41,406,188	-	3,049,753
Interest on long term debt	380,419	-	-	-	(380,419)
Community service	12,350	-	-	-	(12,350)
Appropriations:					
Charter schools - Type 1	75,672,567	-	-	-	(75,672,567)
Charter schools - Type 2	29,349,152	-	-	-	(29,349,152)
Office of Juvenile Justice	73,010	-	-	-	(73,010)
Recovery School District	13,424,854	-	-	-	(13,424,854)
COVID-19 Stipends	1,129,701	-	-	-	(1,129,701)
Total Governmental Activities	644,173,220	11,729,298	171,570,549	5,062,469	(455,810,904)
General Revenues					
Taxes:					
Ad valorem taxes					182,541,749
Sales and use taxes					225,383,582
State aid not restricted to specific programs (MFP)					187,546,304
Unrestricted intergovernmental revenues					3,851,331
Interest and investment earnings					945,498
Miscellaneous					8,120,731
					<u>608,389,195</u>
					Change in Net Position 152,578,291
					Net Position - July 1, 2021 (255,747,359)
					Net Position - June 30, 2022 <u>\$ (103,169,068)</u>

The accompanying notes to the basic financial statements are an integral part of this statement.

**EAST BATON ROUGE PARISH SCHOOL SYSTEM**  
**Baton Rouge, Louisiana**  
**GOVERNMENTAL FUNDS**  
**BALANCE SHEET**  
**JUNE 30, 2022**

	General	Title I	Proposition 1 Capital Projects	Proposition 2 Discipline
<b><u>ASSETS</u></b>				
Cash and cash equivalents	\$ 75,035,699	\$ -	\$ 82,133,577	\$ 5,925,559
Receivables:				
Accounts	4,276,005	29,078	-	3,747
Sales tax	16,176,751	-	7,416,671	1,171,466
Ad valorem tax	432,432	-	-	-
Miscellaneous	-	-	36,337	-
Due from other funds	24,812,077	-	-	-
Due from other governments	2,290,174	4,052,291	-	-
Inventory	84,624	-	-	-
TOTAL ASSETS	<u>\$ 123,107,762</u>	<u>\$ 4,081,369</u>	<u>\$ 89,586,585</u>	<u>\$ 7,100,772</u>
<b><u>LIABILITIES AND FUND BALANCES</u></b>				
Liabilities:				
Accounts payable	\$ 9,165,474	\$ 529,437	\$ 2,677,945	\$ 21,857
Salaries and benefits payable	18,308,197	-	-	-
Due to other funds	3,039,757	3,551,932	-	-
Unearned revenues	112,942	-	-	-
TOTAL LIABILITIES	<u>30,626,370</u>	<u>4,081,369</u>	<u>2,677,945</u>	<u>21,857</u>
Fund balances:				
Nonspendable				
Inventory	84,624	-	-	-
Restricted				
Grant programs and tax propositions	-	-	86,908,640	7,078,915
Student activities	-	-	-	-
Child nutrition	-	-	-	-
Assigned				
Coverage of medical claims	6,250,000	-	-	-
Coverage of risk management claims	13,000,000	-	-	-
Facilities	1,250,000	-	-	-
Current operations	15,000,000	-	-	-
Other	-	-	-	-
Unassigned	56,896,768	-	-	-
TOTAL FUND BALANCES	<u>92,481,392</u>	<u>-</u>	<u>86,908,640</u>	<u>7,078,915</u>
TOTAL LIABILITIES AND FUND BALANCES	<u>\$ 123,107,762</u>	<u>\$ 4,081,369</u>	<u>\$ 89,586,585</u>	<u>\$ 7,100,772</u>

The accompanying notes to the basic financial statements are an integral part of this statement.

Proposition 3 Compensation	Child Nutrition	ESSERF	Flood Relief Capital Projects	Other Non-major Governmental	Total
\$ 13,748,326	\$ 2,026,584	\$ -	\$ -	\$ 15,637,924	\$ 194,507,669
-	4,663	-	-	283,601	4,597,094
5,812,688	-	-	-	-	30,577,576
-	-	-	-	7,250	439,682
-	-	-	-	-	36,337
-	-	-	-	-	24,812,077
-	451,259	7,372,018	6,629,158	8,590,412	29,385,312
-	1,450,271	-	-	-	1,534,895
<u>\$ 19,561,014</u>	<u>\$ 3,932,777</u>	<u>\$ 7,372,018</u>	<u>\$ 6,629,158</u>	<u>\$ 24,519,187</u>	<u>\$ 285,890,642</u>
\$ 67,342	\$ 217,736	\$ 1,761,762	\$ 692,851	\$ 1,054,941	\$ 16,189,345
-	-	43,418	-	263	18,351,878
-	-	5,566,838	5,729,484	6,924,066	24,812,077
-	357,705	-	-	975,576	1,446,223
<u>67,342</u>	<u>575,441</u>	<u>7,372,018</u>	<u>6,422,335</u>	<u>8,954,846</u>	<u>60,799,523</u>
-	1,450,271	-	-	-	1,534,895
19,493,672	-	-	-	7,639,827	121,121,054
-	-	-	-	7,445,465	7,445,465
-	1,907,065	-	-	-	1,907,065
-	-	-	-	-	6,250,000
-	-	-	-	-	13,000,000
-	-	-	-	-	1,250,000
-	-	-	-	-	15,000,000
-	-	-	206,823	479,049	685,872
-	-	-	-	-	56,896,768
<u>19,493,672</u>	<u>3,357,336</u>	<u>-</u>	<u>206,823</u>	<u>15,564,341</u>	<u>225,091,119</u>
<u>\$ 19,561,014</u>	<u>\$ 3,932,777</u>	<u>\$ 7,372,018</u>	<u>\$ 6,629,158</u>	<u>\$ 24,519,187</u>	<u>\$ 285,890,642</u>

**EAST BATON ROUGE PARISH SCHOOL SYSTEM**  
**Baton Rouge, Louisiana**  
**RECONCILIATION OF THE GOVERNMENTAL FUNDS BALANCE SHEET**  
**TO THE STATEMENT OF NET POSITION**  
**JUNE 30, 2022**

Total Fund Balances at June 30, 2022 - Governmental Funds		\$ 225,091,119
Cost of capital assets at June 30, 2022	\$ 936,773,310	
Less: Accumulated depreciation as of June 30, 2022:		
Buildings	(410,867,813)	
Movable property	<u>(52,710,212)</u>	473,195,285
Consolidation of internal service funds		47,225,751
Elimination of interfund assets and liabilities		
Due from other funds	(24,812,077)	
Due to other funds	<u>24,812,077</u>	-
Long-term liabilities at June 30, 2022		
Compensated absences payable	(21,447,139)	
Bonds payable - QSCB	<u>(11,138,246)</u>	<u>(32,585,385)</u>
Total post-employment benefit liabilities and deferred inflows of resources		
Total other post-employment benefit liability	(384,662,243)	
Deferred outflows of resources related to OPEB liability	84,398,213	
Deferred inflows of resources related to OPEB liability	<u>(125,688,075)</u>	<u>(425,952,105)</u>
Pension liabilities, deferred inflows and deferred outflows of resources		
Net pension liability	(286,558,259)	
Deferred outflow amounts related to pension liability	105,351,553	
Deferred inflow amounts related to pension liability	<u>(208,937,027)</u>	<u>(390,143,733)</u>
Total net position at June 30, 2022 - Governmental Activities		<u><u>\$ (103,169,068)</u></u>

The accompanying notes to the basic financial statements are an integral part of this statement.

Page Intentionally Blank

**EAST BATON ROUGE PARISH SCHOOL SYSTEM**  
**Baton Rouge, Louisiana**  
**GOVERNMENTAL FUNDS**  
**STATEMENT OF REVENUES, EXPENDITURES AND CHANGES IN FUND BALANCE**  
**FISCAL YEAR ENDED JUNE 30, 2022**

<b><u>REVENUES</u></b>	<u>General</u>	<u>Title I</u>	<u>Proposition 1 Capital Projects</u>	<u>Proposition 2 Discipline</u>
Local sources:				
Ad valorem taxes	\$ 179,607,444	\$ -	\$ -	\$ -
Sales and use taxes	119,944,822	-	53,773,741	8,435,130
Earnings on investments	757,743	-	155,330	9,886
Extended day program tuition	989,663	-	-	-
Student activity fees	-	-	-	-
Other	7,880,770	-	-	-
State sources:				
Unrestricted state sources - other	186,796,304	-	-	-
Intergovernmental revenues	3,851,331	-	-	-
Restricted grants-in-aid	117,401	-	-	-
Federal grants	1,101,335	22,366,689	-	-
<b>TOTAL REVENUES</b>	<b>501,046,813</b>	<b>22,366,689</b>	<b>53,929,071</b>	<b>8,445,016</b>
<b><u>EXPENDITURES</u></b>				
Current:				
Instruction:				
Regular education programs	127,154,861	-	-	-
Special education programs	49,778,841	-	-	-
Other education programs	17,406,619	14,329,053	-	2,412,832
Support:				
Pupil support services	31,302,998	1,701,696	-	1,664,120
Instructional staff services	12,597,907	3,984,352	-	410,419
General administration services	13,404,849	4,877	536,087	84,190
School administration services	25,906,735	68,244	-	259,266
Business and central services	11,496,892	8,732	2,791,870	-
Plant operations and maintenance	46,197,358	237,929	3,349,575	92,263
Transportation	30,174,965	394,912	-	1,913
Community service operations	12,350	-	-	-
Child nutrition	-	-	-	-
Appropriations:				
Charter Schools - Type 1	75,611,133	-	-	-
Charter Schools - Type 2	29,349,152	-	-	-
Office of Juvenile Justice	73,010	-	-	-
Recovery School District	13,424,854	-	-	-
COVID-19 Stipends	1,129,701	-	-	-
Facilities and acquisition	24,788	-	29,412,700	-
Debt service - Principal retirement	2,784,563	-	-	-
Debt service - Interest and bank charges	380,419	-	-	-
<b>TOTAL EXPENDITURES</b>	<b>488,211,995</b>	<b>20,729,795</b>	<b>36,090,232</b>	<b>4,925,003</b>
<b>(DEFICIENCY) EXCESS OF REVENUES OVER (UNDER) EXPENDITURES</b>	<b>12,834,818</b>	<b>1,636,894</b>	<b>17,838,839</b>	<b>3,520,013</b>

The accompanying notes to the basic financial statements are an integral part of this statement.

Proposition 3 Compensation	Child Nutrition	ESSERF	Flood Relief Capital Projects	Other Non-major Governmental	Total
\$ -	\$ -	\$ -	\$ -	\$ 2,934,305	\$ 182,541,749
43,229,889	-	-	-	-	225,383,582
22,022	-	-	-	-	944,981
-	-	-	-	-	989,663
-	-	-	-	9,565,561	9,565,561
53,683	390,456	-	-	973,156	9,298,065
-	750,000	-	-	-	187,546,304
-	-	-	-	-	3,851,331
-	-	-	-	7,827,422	7,944,823
-	40,512,888	70,668,481	5,062,469	28,976,333	168,688,195
<u>43,305,594</u>	<u>41,653,344</u>	<u>70,668,481</u>	<u>5,062,469</u>	<u>50,276,777</u>	<u>796,754,254</u>

14,613,072	-	20,374,476	50,657	3,531,871	165,724,937
6,017,123	-	883,590	-	1,242,352	57,921,906
2,089,008	-	13,740,462	-	16,540,802	66,518,776
3,176,049	-	3,449,770	-	6,471,544	47,766,177
1,470,740	-	15,747,502	-	14,739,339	48,950,259
693,783	-	17,161	-	1,921,043	16,661,990
2,621,010	-	89,825	-	974	28,946,054
1,019,218	-	299,599	-	285,904	15,902,215
71,486	-	856,320	279,910	35,460	51,120,301
1,650,983	-	155,356	10,209	646,536	33,034,874
-	-	-	-	-	12,350
-	39,403,611	712,002	-	-	40,115,613
-	61,434	-	-	-	75,672,567
-	-	-	-	-	29,349,152
-	-	-	-	-	73,010
-	-	-	-	-	13,424,854
-	-	-	-	-	1,129,701
-	-	-	-	-	29,437,488
-	-	-	-	-	2,784,563
-	-	-	-	-	380,419
<u>33,422,472</u>	<u>39,465,045</u>	<u>56,326,063</u>	<u>340,776</u>	<u>45,415,825</u>	<u>724,927,206</u>
<u>9,883,122</u>	<u>2,188,299</u>	<u>14,342,418</u>	<u>4,721,693</u>	<u>4,860,952</u>	<u>71,827,048</u>

(continued)

**EAST BATON ROUGE PARISH SCHOOL SYSTEM**  
**Baton Rouge, Louisiana**  
**GOVERNMENTAL FUNDS**  
**STATEMENT OF REVENUES, EXPENDITURES AND CHANGES IN FUND BALANCE**  
**FISCAL YEAR ENDED JUNE 30, 2022**

	<u>General</u>	<u>Title I</u>	<u>Proposition 1 Capital Projects</u>	<u>Proposition 2 Discipline</u>
<b><u>OTHER FINANCING SOURCES (USES)</u></b>				
Transfers in	\$ 18,270,350	\$ -	\$ -	\$ -
Transfers out	<u>(10,200,000)</u>	<u>(1,636,894)</u>	<u>-</u>	<u>-</u>
TOTAL OTHER FINANCING SOURCES (USES)	<u>8,070,350</u>	<u>(1,636,894)</u>	<u>-</u>	<u>-</u>
<b><u>NET CHANGE IN FUND BALANCES</u></b>	20,905,168	-	17,838,839	3,520,013
Fund balances, June 30, 2021	<u>71,576,224</u>	<u>-</u>	<u>69,069,801</u>	<u>3,558,902</u>
FUND BALANCES, JUNE 30, 2022	<u>\$ 92,481,392</u>	<u>\$ -</u>	<u>\$ 86,908,640</u>	<u>\$ 7,078,915</u>

The accompanying notes to the basic financial statements are an integral part of this statement.



<u>Proposition 3 Compensation</u>	<u>Child Nutrition</u>	<u>ESSERF</u>	<u>Flood Relief Capital Projects</u>	<u>Other Non-major Governmental</u>	<u>Total</u>
\$ -	\$ -	\$ -	\$ 1,000,000	\$ 200,002	\$ 19,470,352
-	-	(14,342,418)	-	(2,291,040)	(28,470,352)
-	-	(14,342,418)	1,000,000	(2,091,038)	(9,000,000)
9,883,122	2,188,299	-	5,721,693	2,769,914	62,827,048
9,610,550	1,169,037	-	(5,514,870)	12,794,427	162,264,071
<u>\$ 19,493,672</u>	<u>\$ 3,357,336</u>	<u>\$ -</u>	<u>\$ 206,823</u>	<u>\$ 15,564,341</u>	<u>\$ 225,091,119</u> (concluded)

**EAST BATON ROUGE PARISH SCHOOL SYSTEM**  
**Baton Rouge, Louisiana**  
**RECONCILIATION OF THE GOVERNMENTAL FUNDS -**  
**STATEMENT OF REVENUES, EXPENDITURES AND**  
**CHANGES IN FUND BALANCE TO THE STATEMENT OF ACTIVITIES**  
**FISCAL YEAR ENDED JUNE 30, 2022**

Net Change in Fund Balances - Total Governmental Funds		\$ 62,827,048
Capital Assets:		
Capital outlay and other expenditures capitalized	31,814,429	
Depreciation expense for year ended June 30, 2022	(33,201,002)	
Proceeds on sale of assets	(3,257)	
Loss on fixed assets	<u>(32,442)</u>	(1,422,272)
Change in net position of internal service funds		7,528,072
Pension contributions in excess of pension expense		73,428,467
Benefit payments in excess amount than other post-employment benefit expense		6,788,587
Long Term Debt:		
Principal portion of debt service payments	2,784,563	
Excess of compensated absences earned over amounts used	<u>643,826</u>	<u>3,428,389</u>
Change in Net Position - Governmental Activities		<u>\$ 152,578,291</u>

The accompanying notes to the basic financial statements are an integral part of this statement.

**EAST BATON ROUGE PARISH SCHOOL SYSTEM**  
**Baton Rouge, Louisiana**  
**PROPRIETARY FUNDS - INTERNAL SERVICE**  
**STATEMENT OF NET POSITION**  
**JUNE 30, 2022**

	<u>Internal Service Funds</u>
<b><u>ASSETS</u></b>	
Current:	
Cash and cash equivalents	\$ 63,823,469
Reimbursements receivable	<u>22,002</u>
TOTAL ASSETS	<u><u>\$ 63,845,471</u></u>
<b><u>LIABILITIES AND NET POSITION</u></b>	
Liabilities:	
Current:	
Accounts payable	\$ 1,109,911
Claims payable	<u>8,896,025</u>
Total current liabilities	10,005,936
Noncurrent:	
Claims payable	<u>6,613,784</u>
Total noncurrent liabilities	6,613,784
TOTAL LIABILITIES	<u>16,619,720</u>
Net Position:	
Unrestricted	<u>47,225,751</u>
TOTAL LIABILITIES AND NET POSITION	<u><u>\$ 63,845,471</u></u>

The accompanying notes to the basic financial statements are an integral part of this statement.

**EAST BATON ROUGE PARISH SCHOOL SYSTEM**  
**Baton Rouge, Louisiana**  
**PROPRIETARY FUNDS - INTERNAL SERVICE**  
**STATEMENT OF REVENUES, EXPENSES AND CHANGES IN NET POSITION**  
**FISCAL YEAR ENDED JUNE 30, 2022**

	<u>Internal Service Funds</u>
<b><u>OPERATING REVENUES</u></b>	
Premiums received	\$ 80,168,806
Refunds received	40,716
TOTAL OPERATING REVENUES	<u>80,209,522</u>
<b><u>OPERATING EXPENSES</u></b>	
Claims expense	79,158,952
Materials and supplies	-
Administrative fees	2,523,013
TOTAL OPERATING EXPENSES	<u>81,681,965</u>
NET OPERATING LOSS	(1,472,443)
<b><u>NON-OPERATING REVENUES</u></b>	
Interest income	517
TOTAL NON-OPERATING REVENUES	<u>517</u>
LOSS BEFORE TRANSFERS	(1,471,926)
Transfers in (out)	9,000,000
<b>Change in net position</b>	<u>7,528,074</u>
Net Position, at June 30, 2021	<u>39,697,677</u>
<b>NET POSITION, AT JUNE 30, 2022</b>	<u><u>\$ 47,225,751</u></u>

The accompanying notes to the basic financial statements are an integral part of this statement.

**EAST BATON ROUGE PARISH SCHOOL SYSTEM**  
**Baton Rouge, Louisiana**  
**PROPRIETARY FUNDS - INTERNAL SERVICE**  
**STATEMENT OF CASH FLOWS**  
**FISCAL YEAR ENDED JUNE 30, 2022**

	<u>Internal Service Funds</u>
<b><u>CASH FLOWS FROM OPERATING ACTIVITIES:</u></b>	
Cash premiums received	\$ 80,221,349
Cash refunds received	78,216
Cash paid in claims and benefits	(83,840,270)
Cash paid for expenses	<u>(1,541,123)</u>
NET CASH USED IN OPERATING ACTIVITIES	<u>(5,081,828)</u>
<b><u>CASH FLOWS FROM NONCAPITAL FINANCING ACTIVITIES:</u></b>	
Interfund advances in	<u>9,000,000</u>
NET CASH PROVIDED BY NONCAPITAL FINANCING ACTIVITIES	<u>9,000,000</u>
<b><u>CASH FLOWS FROM INVESTING ACTIVITIES:</u></b>	
Interest income	<u>517</u>
NET CASH PROVIDED BY INVESTING ACTIVITIES	<u>517</u>
NET CHANGE IN CASH	3,918,689
Cash at beginning of year	<u>59,904,780</u>
Cash at end of year	<u><u>\$ 63,823,469</u></u>
<b><u>Reconciliation of operating loss to net cash used in operating activities</u></b>	
Operating loss	\$ (1,472,443)
Adjustments to reconcile operating loss to net cash used in operating activities:	
Changes in:	
Reimbursement receivables	90,043
Accounts and claims payable	<u>(3,699,428)</u>
NET CASH USED IN OPERATING ACTIVITIES	<u><u>\$ (5,081,828)</u></u>

The accompanying notes to the basic financial statements are an integral part of this statement.

**EAST BATON ROUGE PARISH SCHOOL SYSTEM**  
**Baton Rouge, Louisiana**  
**FIDUCIARY FUND**  
**STATEMENT OF FIDUCIARY NET POSITION**  
**JUNE 30, 2022**

	<u>TASC Custodial Fund</u>
<b><u>ASSETS</u></b>	
Due from other governments	\$ 179,876
TOTAL ASSETS	\$ 179,876
<b><u>LIABILITIES AND NET POSITION</u></b>	
Liabilities:	
Accounts Payable	\$ 179,876
TOTAL LIABILITIES	179,876
Net Position:	
Restricted	-
<b><u>TOTAL LIABILITIES AND NET POSITION</u></b>	<b><u>\$ 179,876</u></b>

The accompanying notes to the basic financial statements are an integral part of this statement.

**EAST BATON ROUGE PARISH SCHOOL SYSTEM**  
**Baton Rouge, Louisiana**  
**FIDUCIARY FUND**  
**STATEMENT OF CHANGES IN FIDUCIARY NET POSITION**  
**JUNE 30, 2022**

	TASC Custodial Fund
<b><u>ADDITIONS</u></b>	
Reimbursements from other governments	\$ 309,876
TOTAL ADDITIONS	309,876
<b><u>DEDUCTIONS</u></b>	
Payments to Truancy Assessment and Service Center	309,876
TOTAL DEDUCTIONS	309,876
CHANGE IN NET POSITION	-
NET POSITION - BEGINNING OF YEAR	-
NET POSITION - END OF YEAR	\$ -

The accompanying notes to the basic financial statements are an integral part of this statement.

Page Intentionally Blank





# Required Supplemental Information Part II



2021-2022 Annual Comprehensive Financial Report



**EAST BATON ROUGE PARISH SCHOOL SYSTEM**  
**Baton Rouge, Louisiana**

**NOTES TO BASIC FINANCIAL STATEMENTS**

1. **GENERAL INFORMATION**

The East Baton Rouge Parish School System (the School System) is a corporate body created under Louisiana Revised Statutes 17:51. A board consisting of 9 members (the Board) elected from legally established districts is charged with the management and operation of the School System.

The School System is composed of a central office, 83 schools, including Type I Charters in district buildings, and several support facilities. Student enrollment for the year ended June 30, 2022 was approximately 40,000 students in pre-kindergarten through Grade 12. The School System employs approximately 5,800 persons, approximately 3,500 of whom are directly involved in the instructional process. The remainder provides ancillary support such as general administration, bus transportation and food service. The regular school term normally begins during the first half of August and is completed by the end of May.

2. **SUMMARY OF SIGNIFICANT ACCOUNTING POLICIES**

The School System's basic financial statements are prepared in accordance with accounting principles generally accepted in the United States of America (GAAP) as applied to governmental units and promulgated by the Governmental Accounting Standards Board (GASB) Codification of Accounting and Financial Reporting Standards. Both the government-wide financial statements and the proprietary fund financial statements follow the guidance included in GASB Statement No. 62 – *Codification of Accounting and Financial Reporting Guidance Contained In Pre-November 30, 1989 FASB and AICPA Pronouncements*.

A. **Financial Reporting Entity**

The basic criterion established by GASB for determining whether a governmental department, agency, institution, commission, public authority, or other governmental organization should be included in a primary government unit's reporting entity for basic financial statements is financial accountability. Financial accountability includes the appointment of a voting majority of the organization's governing body and either the ability of the primary government to impose its will on the organization or if there is a financial benefit/burden relationship. In addition, an organization which is fiscally dependent on the primary government should be included in its reporting entity. The financial statements present the East Baton Rouge Parish School System (the primary government). Based on the aforementioned criteria, there are no component units included in the School System's reporting entity.

B. **Basis of Presentation**

The School System's *Basic Financial Statements* consist of the government-wide statements on all of the non-fiduciary activities and the fund financial statements (individual major funds and combined non-major funds). The statements are prepared in accordance with accounting principles generally accepted in the United States of America as applied to governmental units.

**Government-Wide Financial Statements**

The government-wide financial statements include the statement of net position and the statement of activities for all non-fiduciary activities. Interfund activity consists of interfund advances, transfers and charges from the internal service funds to the governmental funds. As a general rule, the effect of interfund activity has been eliminated from both the statement of net position and the statement of activities. Exceptions to the general rule are advances between fiduciary funds and the various functions of the School System and interfund services provided and used, which are not eliminated in the process of consolidation. Charges from the internal service funds to the governmental funds are eliminated in consolidation. The government-wide presentation focuses primarily on the long-term sustainability of the School System as an entity and the change in aggregate financial position resulting from the activities of the fiscal period.

**EAST BATON ROUGE PARISH SCHOOL SYSTEM**  
**Baton Rouge, Louisiana**

**NOTES TO BASIC FINANCIAL STATEMENTS**

2. **SUMMARY OF SIGNIFICANT ACCOUNTING POLICIES** (continued)

B. **Basis of Presentation** (continued)

**Government-Wide Financial Statements** (continued)

All programs of the School System are considered *Governmental Activities* which are normally supported by taxes and intergovernmental revenues.

The Statement of Activities demonstrates the degree to which the direct expenses of a given function are offset by program revenues. Program revenues included in the Statement of Activities are derived from parties outside the School System's taxpayers or citizenry, as a whole; program revenues reduce the cost of the function to be financed from the School System's general revenues.

The School System reports all direct expenses by function in the Statement of Activities. Direct expenses are those that are clearly identifiable with a function. Indirect expenses of other functions are not allocated to those functions but are reported separately in the Statement of Activities. Depreciation expense, which can be specifically identified by function, is included in the direct expenses of each function. Interest on general long-term debt is considered an indirect expense and is reported separately on the Statement of Activities.

**Fund Financial Statements**

The report includes all funds of the School System, each of which is considered a separate accounting entity. The operations of each fund are accounted for with a separate set of self-balancing accounts that comprise its assets, liabilities, equity, revenues, and expenditures or expenses, as appropriate. Government resources are allocated to and accounted for in individual funds based upon the purpose for which they are to be spent and the means by which spending activities are controlled.

The accounting and financial reporting treatment applied to a fund is determined by its measurement focus. All Governmental Funds are accounted for using a current financial resources measurement focus. With this measurement focus, only current assets and current liabilities generally are included on the balance sheet. Operating statements of these funds present increases (i.e., revenues and other financial sources) and decreases (i.e., expenditures and other financing uses) in current assets.

The funds of the School System are classified into three broad categories: Governmental, Proprietary and Fiduciary.

**Governmental Fund Types:**

The School System reports the following governmental funds as major funds:

*General Fund* - The General Fund is the primary operating fund of the School System. It is used to account for all financial resources except those required to be accounted for in another fund.

*Title I Fund* - *Title I* includes programs in the areas of language development, reading, and math. These programs strive to meet the special needs of economically and educationally deprived children through federal funds for teachers, aides, instructional materials, equipment, and parental involvement. This program is federally funded.

**EAST BATON ROUGE PARISH SCHOOL SYSTEM**  
**Baton Rouge, Louisiana**

**NOTES TO BASIC FINANCIAL STATEMENTS**

2. **SUMMARY OF SIGNIFICANT ACCOUNTING POLICIES** (continued)

B. **Basis of Presentation** (continued)

**Fund Financial Statements** (continued)

**Governmental Fund Types:** (continued)

*Proposition 1 – Capital Projects Fund – The Proposition 1 Fund* accounts for the proceeds of a \$0.51 cent sales tax approved as part of a plan to improve and construct school facilities, as well as enhance technology in the public school system in East Baton Rouge Parish Educational Facilities Improvement District.

*Proposition 2 – Discipline Funds – The Proposition 2 Fund* accounts for the proceeds of a \$0.08 cent sales tax approved as part of a plan to improve discipline in the schools. The intent of the plan is to remove disruptive and academically deficient students from the regular education classroom, reduce truancy, and provide more effective alternative education.

*Proposition 3 – Compensation Fund – The Proposition 3 Fund* accounts for the proceeds of a \$0.41 cent sales tax approved as part of a plan to improve compensation. The intent of the plan is to improve ability to recruit and retain certified and qualified teachers, assistant principals and principals; to have more productive support employees; and to have the ability to reward performance that meets and/or exceeds standards.

*Child Nutrition Fund – The Child Nutrition Fund* is used to account for the operations of the school food service program that operates during the regular school term and during the summer break. The majority of the child nutrition program is federally funded; state minimum foundation program (MFP) funding and local funding also support the program. The basic goals of the school food service program are to serve nutritionally adequate, attractive, and moderately priced meals, to help children grow socially and emotionally, to extend educational influences to the homes of school children, and to provide learning experiences that will improve children's eating habits with the ultimate goal of physically fit adults.

*ESSERF Fund* – Through the Coronavirus Aid, Relief, and Economic Security Act, also known as the CARES Act, the Elementary and Secondary School Emergency Relief Fund (ESSER Fund), is federally awarded by the Department of Education to State educational agencies for the purpose of providing local educational agencies, including charter schools, with emergency relief funds to address the impact that Novel Coronavirus Disease 2019 (COVID-19) has had, and continues to have on elementary and secondary schools across the nation.

Coronavirus Response and Relief Supplemental Appropriations Act, 2021 (CRRSA), was signed into law on December 27, 2020, and provides an additional \$54.3 billion for the Elementary and Secondary School Emergency Relief Fund (ESSER II Fund). Additionally, the American Rescue Plan Elementary and Secondary School Emergency Relief (ARP ESSER) Fund under the American Rescue Plan (ARP) Act of 2021, Public Law 117-2, enacted on March 11, 2021.

These Federal emergency resources are available for a wide range of activities to address diverse needs arising from or exacerbated by the COVID-19 pandemic, or to emerge stronger post-pandemic, including responding to students' social, emotional, mental health, and academic needs and continuing to provide educational services as States, LEAs, and schools respond to and recover from the pandemic. Some uses of these funds may be directly focused on health and safety—such as improving ventilation and implementing prevention strategies that are, to the extent practicable, consistent with the Centers for Disease Control and Prevention (CDC) guidance. Other allowable uses may be focused on meeting the social, emotional, mental health, and academic needs of students. That could be through preventing teacher layoffs; providing accelerated learning opportunities; implementing rigorous curricula; funding additional school counselors, school nurses, and school psychologists; increasing the number of full-service community schools; conducting any activities allowed under a number of Federal education programs.

**EAST BATON ROUGE PARISH SCHOOL SYSTEM**  
**Baton Rouge, Louisiana**

**NOTES TO BASIC FINANCIAL STATEMENTS**

2. **SUMMARY OF SIGNIFICANT ACCOUNTING POLICIES** (continued)

B. **Basis of Presentation** (continued)

**Fund Financial Statements** (continued)

**Governmental Fund Types:** (continued)

*Flood Relief Capital Projects Fund* – *The Flood Relief Capital Projects Fund* accounts for the proceeds of funds received from FEMA and insurance as part of a plan to rebuild school facilities damaged in the Flood of 2016.

**Proprietary Fund Type:**

*Internal Service Funds* – Internal Service Funds are used to account for the financing of services provided by one department or agency to other departments or agencies of the governmental unit, or to other governmental units, on a cost-reimbursement basis. The Workers' Compensation Fund, the Risk Management Fund and the Medical Insurance Fund are reported as Internal Service Funds on a combined basis.

**Fiduciary Fund Type:**

*Custodial Funds* – Custodial funds contain resources held by the government in a temporary, purely custodial capacity for others. The School System's custodial fund accounts for bridge funding for the Truancy Assessment and Service Center (TASC fund). The activities of the *TASC Fund* reflect the cooperative endeavor agreement between the School System and TASC. The agreement provides that the School System will serve as fiscal agent and provide bridge funding.

C. **Basis of Accounting/Measurement Focus**

**Government-Wide Financial Statements (GWFS)**

The GWFS were prepared using the economic resources measurement focus and the accrual basis of accounting. Revenues are recorded when earned and expenses are recorded when a liability has been incurred, regardless of the timing of related cash flows. Property taxes are recognized as revenues in the year for which they are levied. Sales taxes are recognized when the underlying sales transactions occur. Grants and similar items are recognized as revenue as soon as all eligibility requirements imposed by the provider have been met.

**Fund Financial Statements (FFS)**

The accounting and financial reporting treatment applied to a fund is determined by its measurement focus. The Proprietary Fund type is accounted for on a flow of economic resources measurement focus (accrual basis). With this measurement focus, all assets and all liabilities associated with the operation of these funds are included on the balance sheet. The Proprietary Fund type's operating statement presents increases (e.g., revenues) and decreases (e.g., expenses) in net total assets.

Custodial Funds use the economic resources measurement focus and follow the accrual basis of accounting.

**EAST BATON ROUGE PARISH SCHOOL SYSTEM**  
**Baton Rouge, Louisiana**

**NOTES TO BASIC FINANCIAL STATEMENTS**

2. **SUMMARY OF SIGNIFICANT ACCOUNTING POLICIES** (continued)

C. **Basis of Accounting/Measurement Focus** (continued)

**Fund Financial Statements (FFS)** (continued)

Governmental Funds are accounted for using a current financial resources measurement focus and the modified accrual basis of accounting. With this measurement focus, only current assets and current liabilities generally are included on the balance sheet. Operating statements of these funds present increases (i.e., revenues and other financial sources) and decreases (i.e., expenditures and other financing uses) in net current assets.

The following paragraphs describe the revenue recognition practices under the modified accrual basis of accounting:

**Revenues**

Governmental Fund revenues resulting from exchange transactions are recognized in the fiscal year in which the exchange takes place and meets the government's availability criteria (susceptible to accrual). Available means that the resources will be collected within the current fiscal year or are expected to be collected soon enough thereafter to be used to pay liabilities of the current fiscal year. Charges for services, fines and forfeits, and most governmental miscellaneous revenues, including investment earnings are recorded as earned since they are measurable and available. The School System's definition of available means expected to be received within six months of the end of the fiscal year, except for property taxes, for which the period is sixty days of the end of the fiscal year.

Non-exchange transactions in which the School System received value without directly giving value in return, includes sales tax, property tax, grants, entitlements, and donations. Property taxes are considered measurable in the calendar year of the tax levy and are recognized as revenue if collected soon enough to meet the availability criteria. Sales taxes are considered measurable when the underlying transaction occurs and are recognized as revenue if collected soon enough to meet the availability criteria. Anticipated refunds of such taxes are recorded as fund liabilities and reductions of revenue when they are measurable and valid. Revenue from grants, entitlements and donations is recognized in the fiscal year in which all eligibility requirements have been satisfied subject to the availability criteria. Eligibility requirements include timing requirements, which specify the year when the resources can be used.

Internal Service Funds consist solely of those established to account for self-insurance programs. Premium revenues are considered operating revenues while all other revenues are non-operating.

**Expenditures**

Expenditures are generally recognized under the modified accrual basis of accounting when the related fund liability is incurred. Costs of accumulated unpaid vacation, sick leave and other employee benefit amounts are reported in the period due and payable rather than the period earned by employees, and general long-term obligations principal and interest payments are recognized only when due.

D. **Encumbrances**

Encumbrances represent commitments related to unperformed contracts for goods or services. These outstanding encumbrances are added to the budget in the subsequent year and are reported as expenditures when incurred.

**EAST BATON ROUGE PARISH SCHOOL SYSTEM**  
**Baton Rouge, Louisiana**

**NOTES TO BASIC FINANCIAL STATEMENTS**

2. **SUMMARY OF SIGNIFICANT ACCOUNTING POLICIES** (continued)

E. **Cash and Cash Equivalents**

Cash and cash equivalents include interest-bearing demand deposits and short-term investments (usually time certificates of deposit with a maturity date within three (3) months of the date of acquisition).

State statutes authorize the School System to invest in United States bonds, treasury notes, or certificates and time deposits of state banks organized under Louisiana law and national banks having principal offices in Louisiana.

The School System maintains three checking accounts, exclusive of the individual schools' bank accounts, with the School System's fiscal agent bank. These three accounts are the consolidated cash account and two interest bearing imprest accounts for disbursements of payrolls and disbursements to vendors.

Interest earned on investments is distributed to the individual funds based on the invested balance of the participating fund during the year.

F. **Inventory**

**Government-Wide Level**

Inventory is stated at average cost and consists of expendable supplies held for consumption. The costs of inventory items are recognized as expenses when used.

**Fund Level**

Inventory of the general fund is stated at average cost and consists of expendable supplies held for consumption. The costs of inventory items are recognized as expenditures when used. The reportable inventories are equally offset by a non-spendable fund balance which indicates that they do not constitute "available spendable resources" even though they are a component of total assets.

Inventory of the Child Nutrition Special Revenue Fund consists of food purchased by the School System and commodities granted by the United States Department of Agriculture (USDA) through the Louisiana Department of Agriculture and Forestry. Inventory items purchased are valued at average cost. Costs are recorded as expenditures at the time individual items are consumed (consumption method). Commodities are assigned values based on information provided by the USDA, also on average cost basis.

G. **Capital Assets**

All capital assets are capitalized at historical cost or estimated historical cost for assets where actual historical cost is not available. Donated assets are recorded as capital assets at their acquisition value at the date of donation. The School System maintains threshold levels for capitalizing capital assets as follows:

Movable capital assets with a cost of \$5,000 or more per unit.

All land and land improvements with a cost of \$25,000 or more.

Buildings and building improvements that extend the useful life of a building with a cost of \$25,000 or more.

Capital assets are recorded in the GWFS, but are not reported in the FFS. All capital assets are depreciated using the straight-line method over their estimated useful lives. Since surplus assets are sold for an immaterial amount when declared as no longer needed for public school purposes by the School System, no salvage value is taken into consideration for depreciation purposes. Useful lives vary from 5 to 20 years for machinery and equipment and 10 to 50 years for buildings and improvements.



**EAST BATON ROUGE PARISH SCHOOL SYSTEM**  
**Baton Rouge, Louisiana**

**NOTES TO BASIC FINANCIAL STATEMENTS**

2. **SUMMARY OF SIGNIFICANT ACCOUNTING POLICIES** (continued)

H. **Restricted Net Position**

For the government-wide statement of net position, net positions are reported as restricted when constraints placed on assets use are either:

Externally imposed by creditors (such as debt covenants), grants, contributors, laws, or regulations of other governments; or

Imposed by law through constitutional provisions or enabling legislation.

When both restricted and unrestricted resources are available for use, it is the School System's policy to use restricted resources first, then unrestricted resources as they are needed.

I. **Fund Equity of Fund Financial Statements**

Accounting standards require governmental fund balances to be reported in as many as five classifications as listed below:

**Non-spendable** – Represents amounts that are not expected to be converted to cash because they are either not in spendable form or legally or contractually required to be maintained intact.

**Restricted** – Represents balances where constraints have been established by parties outside the School System or imposed by law through constitutional provisions or enabling legislation.

**Committed** – Represents balances that can only be used for specific purposes pursuant to constraints imposed by formal action of the School System's highest level of decision-making authority (the School Board).

**Assigned** – Represents balances that are constrained by the School System's intent to be used for specific purposes, but are not restricted nor committed. The procedure within the School System is for the Chief Business Operations Officer to assign fund balance based on needs of the School System or approved budget line items.

**Unassigned** – Represents balances that have not been assigned to other funds and that have not been restricted, committed, or assigned to specific purposes within the General Fund. The General fund is the only fund that reports a positive unassigned fund balance amount. In other governmental funds, if expenditures incurred for specific purposes exceeded the amounts restricted, committed, or assigned to those purposes, it may be necessary to report a negative unassigned fund balance in that fund.

**Minimum fund balance** – The School System has an internal policy that sets forth a minimum fund balance goal in the general fund of equal to fifteen percent of the current year's total revenues. The School System's fund balance at June 30, 2022 was approximately nineteen percent of total revenue and therefore the System has met this goal.

When expenditures are incurred for the purposes for which both restricted and unrestricted amounts are available, the School System reduces restricted amounts first, followed by unrestricted amounts. When expenditures are incurred for purposes for which committed, assigned, and unassigned amounts are available, the School System reduces committed amounts first, followed by assigned amounts and then unassigned amounts.

**EAST BATON ROUGE PARISH SCHOOL SYSTEM**  
**Baton Rouge, Louisiana**

**NOTES TO BASIC FINANCIAL STATEMENTS**

2. **SUMMARY OF SIGNIFICANT ACCOUNTING POLICIES** (continued)

J. Interfund Transactions

During the course of normal operations, the School System has numerous transactions between funds, including expenditures and transfers of resources to provide services, construct assets, and service debt. The accompanying fund financial statements generally reflect such transactions as transfers.

K. Compensated Absences

Teachers and other school employees accrue from 10 to 12 days of sick leave per year depending upon the number of months worked. Sick leave may be accumulated without limitation. Upon employees' death or retirement, unused accumulated sick leave of up to 25 days is paid to employees or their heirs at the employees' current rate of pay. The accrual for earned sick leave is calculated based on a 25-day maximum per employee. Sick leave is not payable upon discharge or termination (non-retirement). Upon retirement, accumulated sick leave may be used in the retirement benefit computation as earned service. Extended sick leave will be paid at 65% of salary with a maximum of 90 days allowed every six years for all employees.

All 12-month employees earn from 10 to 20 days of annual vacation leave per year depending on length of service with the School System. Such leave is credited on a pro rata basis at the end of each payroll reporting period and accumulates. A maximum of 400 hours of unused annual leave is carried over to future periods and may be paid to the employee upon termination of employment.

All amounts reported are salary related, and include no fringe benefits since the amount of said benefits would be immaterial.

Sabbatical leave may be granted for medical/professional purposes. Any employee with a professional teaching certificate is entitled, subject to approval by the School System, to one (1) semester of sabbatical leave after three (3) years of continuous service, or two (2) semesters of sabbatical leave after six (6) or more years of continuous service. Continuous service must be as an employee of the School System. Sabbatical leave will be paid at 65% of salary. Sabbatical leave, which involves professional and cultural improvement, provides a continuing benefit to the employer and should not be accrued. Since sabbatical leave for medical purposes requires a doctor's certificate prior to being granted, it is similar to an extended sick leave benefit and should not be accrued as sabbatical leave benefits. Consequently, sabbatical leave benefits are recorded as current expenditures (in the FFS) in the period paid.

L. Estimates

The preparation of financial statements in conformity with accounting principles generally accepted in the United States of America requires management to make estimates and assumptions that affect the reported amounts of assets and liabilities and disclosures of contingent assets and liabilities as of the date of the financial statements and the reported amounts of revenues and expenses during the reporting period. Actual results could differ from those estimates.

M. Non-Operating and Operating Revenues – Proprietary Funds

Premium revenues, claims expenses and administrative costs customarily associated with self-insurance programs are accounted for as operating revenues and expenses. All revenues and expenses not meeting this definition are reported as non-operating revenues and expenses. Interest income and grant income are reported as non-operating revenues.

**EAST BATON ROUGE PARISH SCHOOL SYSTEM**  
**Baton Rouge, Louisiana**

**NOTES TO BASIC FINANCIAL STATEMENTS**

2. **SUMMARY OF SIGNIFICANT ACCOUNTING POLICIES** (continued)

N. **Pension Plans**

The East Baton Rouge Parish School System is a participating employer in three defined benefit pension plans (plans) as described in Note 6. For purposes of measuring the net pension liability, deferred outflows of resources and deferred inflows of resources related to pensions, and pension expense, information about the fiduciary net position of each of the plans, and additions to/deductions from each plans' fiduciary net position have been determined on the same basis as they are reported by each of the plans. For this purpose, benefit payments (including refunds of employee contributions) are recognized when due and payable in accordance with the benefit terms. Investments have been reported at fair value within each plan.

O. **Current Year Adoption of New Accounting Standard**

The School System adopted GASB Statement No. 87 *Leases*, during the current year. Under this Statement, lease contracts, as defined, are financings of the right to use an underlying asset. A lessor is required to recognize a lease receivable and a deferred inflow of resources, and a lessee recognizes a lease liability and intangible right-to-use asset, thereby enhancing the relevance and consistency of information about governments' leasing activities. Lease receivables as well as lease liabilities are measured at the present value of lease payments over the term of each respective contract. Options to renew the lease are included in the lease term if reasonably certain to be exercised. The adoption of this standard did not have a material impact on the School System's financial statements and related note disclosures as of the implementation date and as of June 30, 2022.

**EAST BATON ROUGE PARISH SCHOOL SYSTEM**  
**Baton Rouge, Louisiana**

**NOTES TO BASIC FINANCIAL STATEMENTS**

3. **CASH AND CASH EQUIVALENTS**

Under Louisiana R.S. 33:2955, as amended, the School System may invest in obligations of the U.S. Treasury, U.S. Agencies and instrumentalities, repurchase agreements, certificates of deposit, and other investments as provided in the statute. However, the School System's only investments consist of bank demand deposits and certificates of deposit.

The carrying amount of the deposits at June 30, 2022 were as follows:

Governmental Funds:	
General Fund	\$ 75,035,699
Title I	-
Proposition 1 Fund	82,133,577
Proposition 2 Fund	5,925,559
Proposition 3 Fund	13,748,326
Child Nutrition Fund	2,026,584
ESSERF	-
Other Non-Major Governmental Funds	15,637,924
Subtotal – Governmental Funds	<u>194,507,669</u>
Proprietary Fund Types:	
Workers' Compensation Fund	12,619,044
Medical Insurance Fund	33,318,090
Risk Management Fund	17,886,335
Subtotal – Proprietary Funds	<u>63,823,469</u>
TOTAL	<u><u>\$ 258,331,138</u></u>

**Deposits**

Custodial credit risk for deposits is the risk that in the event of financial institution failure, the School System's deposits may not be returned to them. To mitigate this risk, state law requires deposits to be secured by federal deposit insurance or the pledge of securities owned by the fiscal agent financial institution. The School System has a written policy for custodial credit risk. In accordance with the policy, funds on deposit shall be collateralized in an amount at all times equal to 100% by pledged approved securities in accordance with state law to adequately protect the funds of the School System. The policy also calls for the School Board to periodically monitor the custodial credit risk. The School System had no custodial credit risk as of June 30, 2022.

Securities that may be pledged as collateral consist of obligations of the U.S. Government and its agencies, obligations of the State of Louisiana and its municipalities and school districts.

**Interest Rate Risk** – The School System's investment policy does not limit investment maturities as a means of managing its exposure to fair value losses arising from increasing interest rates.

**Credit Risk** – Under Louisiana R.S. 33:2955, as amended, the School System may invest in obligations of the U.S. Treasury, U.S. Agencies and instrumentalities, repurchase agreements, certificates of deposits, Louisiana Asset Management Pool (LAMP), and other investments as provided in the statute. The System's investment policy does not further limit its investment choices.

**EAST BATON ROUGE PARISH SCHOOL SYSTEM**  
**Baton Rouge, Louisiana**

**NOTES TO BASIC FINANCIAL STATEMENTS**

3. **CASH AND CASH EQUIVALENTS** (continued)

Concentration of Credit Risk – The School System’s investment policy does not limit the amount the School System may invest in any one issuer.

4. **AD VALOREM TAXES**

Ad valorem taxes were levied by the School System on April 22, 2021, for the calendar year 2021, based on the assessed valuation of property as of January 1 of the calendar year. The taxes become due on December 1 of each year, and become delinquent on December 31. However, before the taxes can be collected, the assessment list (tax roll) must be submitted to the Louisiana Tax Commission for approval. From the day the tax roll is filed in the parish Clerk of Court’s Office, it shall act as a lien on each specific piece of real estate thereon assessed, which shall be subject to a legal mortgage after the 31<sup>st</sup> day of December of the current year for the payment of the tax due on it. The taxes are generally collected in December, January, and February of the fiscal year. A list of property on which taxes have not been paid is published in the official journal by the East Baton Rouge Parish Tax Collector Office, which is a division of the East Baton Rouge Parish Sheriff’s Department. If taxes are not paid within the period stipulated in the public notice, the property is sold for taxes due at a tax sale, usually held prior to the end of the School System’s fiscal year.

The following is a summary of authorized and levied ad valorem taxes:

	<u>Authorized Millage</u>	<u>Levied Millage</u>	<u>Expires</u>
Parish-wide taxes:			
Constitutional tax	5.25	4.73	Not applicable
Special maintenance tax	1.04	0.99	2026
Special tax – additional aid to public schools	6.50	6.17	2023
Special tax – additional teachers	2.78	2.64	2024
Special tax – employee salaries and benefits	1.86	1.77	2024
Special tax – employee salaries and benefits	7.14	6.78	2028
Special tax – replacing reduced state and local receipts	4.98	4.98	2027
Special tax – employee salaries and benefits	5.99	5.69	2025
Special tax – employee salaries and benefits	7.19	6.82	2023
Special tax – support ADAPP	0.72	0.72	2026

Under the Louisiana Constitution, ad valorem taxes other than Constitutional and Bond taxes must be renewed by popular vote every ten (10) years.

All property taxes are recorded in the General and Alcohol and Drug Abuse Funds on the basis explained in Note 2C. Revenues in such funds are recognized in the accounting period in which they become measurable and available. Property taxes are considered measurable in the calendar year of the tax levy. Estimated uncollectible taxes are those taxes based on past experience which will not be collected in the subsequent year and are primarily due to subsequent adjustments to the tax roll. Available means due, or past due, and receivable within the current period and collected within the current period or expected to be collected soon enough thereafter to pay liabilities of the current period. The remaining property taxes receivable are considered available because they are substantially collected within 60 days subsequent to year end.

Historically, virtually all ad valorem taxes receivable were collected since they are secured by property; therefore, there is no allowance for uncollectible taxes.

**EAST BATON ROUGE PARISH SCHOOL SYSTEM**  
**Baton Rouge, Louisiana**

**NOTES TO BASIC FINANCIAL STATEMENTS**

5. **CAPITAL ASSETS**

Capital assets and depreciation activity as of and for the year ended June 30, 2022, are as follows:

	<u>Beginning Balance</u>	<u>Increases</u>	<u>Decreases</u>	<u>Ending Balance</u>
<b>Governmental activities:</b>				
Capital assets, not being depreciated:				
Land	\$ 12,319,612	\$ 8,561,534	\$ -	\$ 20,881,146
Construction in progress	<u>2,882,124</u>	<u>16,656,643</u>	<u>(6,891,044)</u>	<u>12,647,723</u>
Total capital assets, not being depreciated	<u>15,201,736</u>	<u>25,218,177</u>	<u>(6,891,044)</u>	<u>33,528,869</u>
Capital assets, being depreciated:				
Buildings and improvements	820,325,647	8,095,109	-	828,420,756
Machinery and equipment	<u>74,099,387</u>	<u>5,392,187</u>	<u>(4,667,889)</u>	<u>74,823,685</u>
Total capital assets, being depreciated	894,425,034	13,487,296	(4,667,889)	903,244,441
Total capital assets	909,626,770	38,705,473	(11,558,933)	936,773,310
Less accumulated depreciation for:				
Buildings and improvements	(382,761,395)	(28,106,418)	-	(410,867,813)
Machinery and equipment	<u>(52,247,815)</u>	<u>(5,094,584)</u>	<u>4,632,187</u>	<u>(52,710,212)</u>
Total accumulated depreciation	<u>(435,009,210)</u>	<u>(33,201,002)</u>	<u>4,632,187</u>	<u>(463,578,025)</u>
Total capital assets, being depreciated, net	<u>459,415,824</u>	<u>(19,713,706)</u>	<u>(35,702)</u>	<u>439,666,416</u>
Governmental activities capital assets, net	<u>\$ 474,617,560</u>	<u>\$ 5,504,471</u>	<u>\$ (6,926,746)</u>	<u>\$ 473,195,285</u>

Net depreciation expense for the year ended June 30, 2022 was charged to the following governmental functions:

Instruction:	
Regular education programs	\$ 28,404,860
Special education programs	3,154
Other educational programs	278,704
Support:	
Instructional staff services	108,778
General administration services	67,722
Business and central services	173,357
Transportation	3,546,861
Child nutrition	617,566
	<u>\$ 33,201,002</u>

**EAST BATON ROUGE PARISH SCHOOL SYSTEM**  
**Baton Rouge, Louisiana**

**NOTES TO BASIC FINANCIAL STATEMENTS**

6. **DEFINED BENEFIT PENSION PLANS**

The East Baton Rouge Parish School System (the School System) is a participating employer in several cost-sharing defined benefit pension plans. These plans are administered by three public employee retirement systems, the Teachers' Retirement System of Louisiana (TRSL), the Louisiana School Employees' Retirement System (LSERS) and the Louisiana State Employees' Retirement System (LASERS). Article X, Section 29(F) of the Louisiana Constitution of 1974 assigns the authority to establish and amend benefit provisions of these plans to the State Legislature. Each system is administered by a separate board of trustees and all Systems are component units of the State of Louisiana.

Each of the Systems issues an annual publicly available financial report that includes financial statements and required supplementary information for the system. These reports may be obtained by writing, calling or downloading the reports as follows:

TRSL:  
8401 United Plaza Blvd.  
P. O. Box 94123  
Baton Rouge, Louisiana 70804-9123  
(225) 925-6446  
www.trsl.org

LSERS:  
8660 United Plaza Blvd.  
Baton Rouge, LA 70804  
(225) 925-6484  
www.lasers.net

LASERS:  
8401 United Plaza Blvd.  
P. O. Box 44213  
Baton Rouge, Louisiana 70804-4213  
(225) 925-0185  
www.lasersonline.org

**Plan Descriptions:**

**Teachers' Retirement System of Louisiana (TRSL)** is the administrator of a cost-sharing defined benefit pension plan. The plan provides retirement, disability, and survivor benefits to employees who meet the legal definition of a "teacher" as provided for in LRS 11:701. Eligibility for retirement benefits and the calculation of retirement benefits are provided for in LRS 11:761.

**Louisiana State Employees' Retirement System (LASERS)** administers a cost-sharing defined benefit pension plan to provide retirement, disability, and survivor benefits to eligible state employees and their beneficiaries as defined in LRS 11:411-414. The age and years of creditable service required in order for a member to receive retirement benefits are established by LRS 11:441 and vary depending on the member's hire date, employer and job classification.

**Louisiana School Employees' Retirement System (LSERS)** is the administrator of a cost-sharing defined benefit pension plan. The plan provides retirement, disability, and survivor benefits to school employees as defined in LRS 11:1002. Eligibility for retirement benefits and the computation of retirement benefits are provided for in LRS 11:1141.

**EAST BATON ROUGE PARISH SCHOOL SYSTEM**  
**Baton Rouge, Louisiana**

**NOTES TO BASIC FINANCIAL STATEMENTS**

6. **DEFINED BENEFIT PENSION PLANS** (continued)

A brief summary of eligibility and benefits of the plans are provided in the following table:

	<b>TRSL</b>	<b>LSERS</b>	<b>LASERS</b>
<b>Final average salary</b>	Highest 36 or 60 months <sup>1</sup>	Highest 36 or 60 months <sup>1</sup>	Highest 36 or 60 months <sup>1</sup>
<b>Years of service required and/or age eligible for benefits</b>	30 years any age <sup>5</sup> 25 years age 55 20 years any age <sup>2</sup> 5 years age 60 5 years age 62 <sup>7</sup>	30 years any age 25 years age 55 20 years any age <sup>2</sup> 5-10 years age 60 <sup>6</sup> 5 years age 62 <sup>7</sup>	30 years any age 25 years age 55 20 years any age <sup>2</sup> 5-10 years age 60 <sup>6</sup> 5 years age 62 <sup>7</sup>
<b>Benefit percent per years of service</b>	2% to 3.0% <sup>4</sup>	2.5% to 3.33% <sup>4</sup>	2.5% to 3.5% <sup>3</sup>

<sup>1</sup> Employees hired after a certain date use the revised benefit calculation based on the highest 60 months of service

<sup>2</sup> With actuarial reduced benefits

<sup>3</sup> Members in regular plan 2.5%, hazardous duty plan 3.33%, and judges 3.5%

<sup>4</sup> Benefit percent varies depending on when hired

<sup>5</sup> For school food service workers, hired on or before 6/30/15, 30 years at age 55

<sup>6</sup> Five to ten years of creditable service at age 60 depending upon the plan or when hired

<sup>7</sup> Hired on or after 7/1/15, age eligibility is 5 years at age 62

**Cost of Living Adjustments**

The pension plans in which the School System participates have the authority to grant cost-of-living adjustments (COLAs) on an ad hoc basis. COLAs may be granted to these systems, (TRSL, LSERS, and LASERS) if approved with a two-thirds vote of both houses of the Legislature, provided the plan meets certain statutory criteria related to funded status and interest earnings.

**Contributions**

Article X, Section 29(E)(2)(a) of the Louisiana Constitution of 1974 assigns the Legislature the authority to determine employee contributions. Employer contributions are actuarially determined using statutorily established methods on an annual basis and are constitutionally required to cover the employer's portion of the normal cost and provide for the amortization of the unfunded accrued liability. Employer contributions are adopted by the Legislature annually upon recommendation of the Public Retirement Systems' Actuarial Committee. In accordance with state statute, TRSL receives ad valorem taxes and state revenue sharing funds. These additional sources of income are used as employer contributions and are considered support from non-employer contributing entities, but are not considered special funding situations.



**EAST BATON ROUGE PARISH SCHOOL SYSTEM**  
**Baton Rouge, Louisiana**

**NOTES TO BASIC FINANCIAL STATEMENTS**

6. **DEFINED BENEFIT PENSION PLANS** (continued)

**Contributions** (continued)

Contributions to the plans are required and determined by State statute (which may be amended) and are expressed as a percentage of covered payroll. The contribution rates in effect for the year ended June 30, 2022, for the School System and covered employees were as follows:

	School System	Employees
Teachers' Retirement System:		
Regular Plan	25.20%	8.00%
Plan A	25.20%	9.10%
School Employees' Retirement System	28.70%	7.50% - 8.00%
State Employees' Retirement System	39.50%	7.50% - 8.00% <sup>1</sup>

<sup>1</sup> Varies by employee

The contributions made to the Systems for the past three fiscal years, which equaled the required contributions for each of these years, were as follows:

	2022	2021	2020
Teachers' Retirement System:			
Regular Plan	\$ 64,874,844	\$ 62,842,935	\$ 61,311,079
Plan A	48,158	51,143	53,226
School Employees' Retirement System	3,797,630	3,880,052	3,995,071
State Employees' Retirement System	179,223	174,754	179,757

**Pension Liabilities, Pension Expense, and Deferred Outflows of Resources and Deferred Inflows of Resources Related to Pensions**

The following schedule lists the School System's proportionate share of the Net Pension Liability allocated by each of the pension plans based on the June 30, 2021 measurement date. The School System uses this measurement to record its Net Pension Liability and associated amounts as of June 30, 2022 in accordance with GASB Statement 68. The schedule also includes the proportionate share allocation rate used at June 30, 2021 along with the change compared to the June 30, 2020 rate. The School System's proportion of the Net Pension Liability was based on a projection of the Agency's long-term share of contributions to the pension plan relative to the projected contributions of all participating employers, actuarially determined.

	Net Pension Liability at June 30, 2021	Allocation Rate at June 30, 2021	Increase (Decrease) to June 30, 2020 Rate
Teachers' Retirement System	\$ 264,545,147	4.9552%	0.0660%
School Employees' Retirement System	21,010,233	4.4206%	(0.0976%)
State Employees' Retirement System	1,002,879	0.0182%	(0.0028%)
	\$ 286,558,259		

**EAST BATON ROUGE PARISH SCHOOL SYSTEM**  
**Baton Rouge, Louisiana**

**NOTES TO BASIC FINANCIAL STATEMENTS**

6. **DEFINED BENEFIT PENSION PLANS** (continued)

**Pension Liabilities, Pension Expense, and Deferred Outflows of Resources and Deferred Inflows of Resources Related to Pensions** (continued)

The following schedule list each pension plan's proportionate share of recognized pension expense for the School System for the year ended June 30, 2022:

Teachers' Retirement System	\$ (5,769,881)
School Employees' Retirement System	1,055,732
State Employees' Retirement System	<u>67,893</u>
	<u>\$ (4,646,256)</u>

At June 30, 2022, the School System reported deferred outflows of resources and deferred inflows of resources related to each pension plan and total from the following sources:

**Deferred Outflows:**

	<u>TRSL</u>	<u>LSERS</u>	<u>LASERS</u>	<u>Total</u>
Differences between expected and actual experience	\$ 1,351,146	\$ 454,450	\$ 990	\$ 1,806,586
Changes of assumptions	25,751,471	692,288	24,565	26,468,324
Changes in proportion	7,937,541	-	-	7,937,541
Differences between contributions and proportionate share of contributions	229,602	-	9,645	239,247
Employer contributions subsequent to the measurement date	64,923,002	3,797,630	179,223	68,899,855
Total	<u>\$ 100,192,762</u>	<u>\$ 4,944,368</u>	<u>\$ 214,423</u>	<u>\$ 105,351,553</u>

**Deferred Inflows:**

	<u>TRSL</u>	<u>LSERS</u>	<u>LASERS</u>	<u>Total</u>
Differences between expected and actual experience	\$ (4,000,080)	\$ (305,289)	\$ -	\$ (4,305,369)
Net difference between projected and actual earnings on pension plan investments	(178,575,623)	(7,993,522)	(233,875)	(186,803,020)
Changes in proportion	(15,774,634)	(997,719)	(100,921)	(16,873,274)
Differences between contributions and proportionate share of contributions	(924,053)	(31,311)	-	(955,364)
Total	<u>\$ (199,274,390)</u>	<u>\$ (9,327,841)</u>	<u>\$ (334,796)</u>	<u>\$ (208,937,027)</u>

**EAST BATON ROUGE PARISH SCHOOL SYSTEM**  
**Baton Rouge, Louisiana**

**NOTES TO BASIC FINANCIAL STATEMENTS**

6. **DEFINED BENEFIT PENSION PLANS** (continued)

**Pension Liabilities, Pension Expense, and Deferred Outflows of Resources and Deferred Inflows of Resources Related to Pensions** (continued)

The School System reported a total of \$68,899,855 as deferred outflow of resources related to pension contributions made subsequent to the measurement period of June 30, 2021 which will be recognized as a reduction in Net Pension Liability in the year ended June 30, 2023. The following schedule lists the pension contributions made subsequent to the measurement period for each pension plan:

	Subsequent Contributions
Teachers' Retirement System	\$ 64,923,002
School Employees' Retirement System (LSERS)	3,797,630
State Employees' Retirement System (LASERS)	179,223
	\$ 68,899,855

Other amounts reported as deferred outflows of resources and deferred inflows of resources related to pensions will be recognized in pension expense as follows:

Year	TRSL	LSERS	LASERS	Total
2022	\$ (36,724,280)	\$ (1,902,211)	\$ (106,360)	\$ (38,732,851)
2023	(33,946,814)	(1,189,916)	(36,039)	(35,172,769)
2024	(40,826,741)	(1,926,230)	(53,134)	(42,806,105)
2025	(52,506,743)	(3,162,746)	(104,115)	(55,773,604)
	\$ (164,004,578)	\$ (8,181,103)	\$ (299,648)	\$ (172,485,329)

**Actuarial Assumptions**

A summary of the actuarial methods and assumptions used in determining the total pension liability for each pension plan as of June 30, 2021 are as follows:

**EAST BATON ROUGE PARISH SCHOOL SYSTEM**  
**Baton Rouge, Louisiana**

**NOTES TO BASIC FINANCIAL STATEMENTS**

6. **DEFINED BENEFIT PENSION PLANS** (continued)

**Pension Liabilities, Pension Expense, and Deferred Outflows of Resources and Deferred Inflows of Resources Related to Pensions** (continued)

	<b>TRSL</b>	<b>LSERS</b>	<b>LASERS</b>
<b>Valuation Date</b>	June 30, 2021	June 30, 2021	June 30, 2021
<b>Actuarial Cost Method</b>	Entry Age Normal	Entry Age Normal Cost	Entry Age Normal
<b>Actuarial Assumptions:</b>			
<b>Expected Remaining Service Lives</b>	5 years	3 years	2 years
<b>Investment Rate of Return</b>	7.40% net of investment expenses*	6.90%, net of investment expense	7.40% per annum, net of investment expenses*
<b>Inflation Rate</b>	2.3% per annum	2.50% per annum	2.3% per annum
<b>Mortality</b>	<p>Active members – RP-2014 White Collar Employee tables, adjusted by 1.010 for males and by 0.997 for females.</p> <p>Non-Disabled retiree/inactive members – RP-2014 White Collar Healthy Annuitant tables, adjusted by 1.366 for males and by 1.189 for females.</p> <p>Disability retiree mortality – RP-2014 Disability tables, adjusted by 1.111 for males and by 1.134 for females.</p> <p>These base tables are adjusted from 2014 to 2018 using the MP-2017 generational improvement table, with continued future mortality improvement projected using the MP-2017 generational mortality improvement tables.</p>	<p>RP-2014 Healthy Annuitant Tables, RP-2014 Sex Distinct Employee Table, RP-2014 Sex Distinct Disabled Mortality Table</p>	<p>"Non-disabled members - The RP-2014 Blue Collar (males/females) and White Collar (females) Healthy Annuitant Tables projected on a fully generational basis by Mortality Improvement Scale MP-2018.</p> <p>Disabled members – Mortality rates based on the RP-2000 Disabled Retiree Mortality Table, with no projection for mortality improvement."</p>
<b>Termination, Disability, and Retirement</b>	<p>Termination, disability, and retirement assumptions were projected based on a 5-year (July 1, 2012 – June 30, 2017) experience study of the System's members.</p>		<p>Termination, disability, and retirement assumptions were projected based on a five-year (2014-2018) experience study of the System's members for 2019.</p>
<b>Salary Increases</b>	<p>3.1% - 4.6% varies depending on duration of service</p>	<p>3.25% based on a 2013-2017 experience study of the System's members</p>	<p>Salary increases were projected based on a 2014-2018 experience study of the System's members. The salary increase ranges for specific types of members are:</p>

**EAST BATON ROUGE PARISH SCHOOL SYSTEM**  
**Baton Rouge, Louisiana**

**NOTES TO BASIC FINANCIAL STATEMENTS**

6. **DEFINED BENEFIT PENSION PLANS** (continued)

**Pension Liabilities, Pension Expense, and Deferred Outflows of Resources and Deferred Inflows of Resources  
 Related to Pensions** (continued)

	<b>TRSL</b>	<b>LSERS</b>	<b>LASERS</b>																		
			<table border="1"> <thead> <tr> <th style="text-align: left;">Member Type</th> <th style="text-align: center;">Lower Range</th> <th style="text-align: center;">Upper Range</th> </tr> </thead> <tbody> <tr> <td>Regular</td> <td style="text-align: center;">3.0%</td> <td style="text-align: center;">12.8%</td> </tr> <tr> <td>Judges</td> <td style="text-align: center;">2.6%</td> <td style="text-align: center;">5.1%</td> </tr> <tr> <td>Corrections</td> <td style="text-align: center;">3.6%</td> <td style="text-align: center;">13.8%</td> </tr> <tr> <td>Hazardous Duty</td> <td style="text-align: center;">3.6%</td> <td style="text-align: center;">13.8%</td> </tr> <tr> <td>Wildlife</td> <td style="text-align: center;">3.6%</td> <td style="text-align: center;">13.8%</td> </tr> </tbody> </table>	Member Type	Lower Range	Upper Range	Regular	3.0%	12.8%	Judges	2.6%	5.1%	Corrections	3.6%	13.8%	Hazardous Duty	3.6%	13.8%	Wildlife	3.6%	13.8%
Member Type	Lower Range	Upper Range																			
Regular	3.0%	12.8%																			
Judges	2.6%	5.1%																			
Corrections	3.6%	13.8%																			
Hazardous Duty	3.6%	13.8%																			
Wildlife	3.6%	13.8%																			
<b>Cost of Living Adjustments</b>	None	<p>Cost-of-living raises may be granted from the Experience Account provided there are sufficient funds needed to offset the increase in the actuarial liability and the plan has met the criteria and eligibility requirements outline by ACT 399 of 2014.</p>	<p>The present value of future retirement benefits is based on benefits currently being paid by the System and includes previously granted cost of living increases. The projected benefit payments do not include provisions for potential future increases not yet authorized by the Board of Trustees as they were deemed not to be substantively automatic.</p>																		

**EAST BATON ROUGE PARISH SCHOOL SYSTEM**  
**Baton Rouge, Louisiana**

**NOTES TO BASIC FINANCIAL STATEMENTS**

6. **DEFINED BENEFIT PENSION PLANS** (continued)

**Pension Liabilities, Pension Expense, and Deferred Outflows of Resources and Deferred Inflows of Resources Related to Pensions** (continued)

The following schedule list the methods used by each of the retirement systems in determining the long term rate of return on pension plan investments:

<u>TRSL</u>	<u>LSERS</u>	<u>LASERS</u>
<p>The long-term expected rate of return on pension plan investments was determined using a building-block method in which best-estimate ranges of expected future real rates of return (expected returns, net of pension plan investment expenses and inflation) are developed for each major asset class. These ranges are combined to produce the long term expected rate of return by weighting the expected future real rates of return by the target asset allocation percentage and by adding expected inflation of 2.3% and an adjustment for the effect of rebalancing/diversification. The resulting expected long-term rate of return was 7.87% for 2021.</p>	<p>The long-term expected rate of return on pension plan investments was determined using a triangulation method which integrated the CAPM pricing model (top-down), a treasury yield curve approach (bottom-up) and an equity building-block model (bottom-up). Risk return and correlations are projected on a forward-looking basis in equilibrium, in which best-estimates of expected future real rates of return (expected returns, net of pension plan investment expense and inflation) are developed for each major asset class. These rates are combined to produce the long-term expected rate of return by weighting the expected future real rates of return by the target asset allocation percentage and by adding expected inflation.</p>	<p>The long-term expected rate of return on pension plan investments was determined using a building block method in which best-estimates ranges of expected future real rates of return (expected returns, net of pension plan investment expense and inflation) are developed for each major asset class. These ranges are combined to produce the long-term expected rate of return by weighting the expected future real rates of return by the target asset allocation percentage and by adding expected inflation of 2.3% and an adjustment for the effect of rebalancing/diversification. The resulting expected long-term rate of return is 7.61% for 2021.</p>

**EAST BATON ROUGE PARISH SCHOOL SYSTEM**  
**Baton Rouge, Louisiana**

**NOTES TO BASIC FINANCIAL STATEMENTS**

6. **DEFINED BENEFIT PENSION PLANS** (continued)

**Pension Liabilities, Pension Expense, and Deferred Outflows of Resources and Deferred Inflows of Resources Related to Pensions** (continued)

The following table provides a summary of the best estimates of arithmetic/geometric real rates of return for each major asset class included in each of the Retirement Systems target asset allocations as of June 30, 2021:

<b><u>Asset Class</u></b>	<b><u>Target Allocation</u></b>			<b><u>Long-Term Expected Real Rate</u></b>		
	<b><u>TRSL</u></b>	<b><u>LSERS</u></b>	<b><u>LASERS</u></b>	<b><u>TRSL</u></b>	<b><u>LSERS</u></b>	<b><u>LASERS</u></b>
Cash	-	-	1.00%	-	-	-0.29%
Domestic equity	27.00%	-	31.00%	4.21%	-	4.09%
International equity	19.00%	-	23.00%	5.23%	-	5.12%
Equity	-	39.00%	-	-	2.84%	-
Domestic fixed income	13.00%	-	3.00%	0.44%	-	0.49%
International fixed income	5.50%	-	18.00%	0.56%	-	3.94%
Global Multi-Sector	-	-	-	-	-	-
Emerging Market Debt	-	-	-	-	-	-
Fixed income	-	26.00%	-	-	0.76%	-
Alternatives	-	23.00%	24.00%	-	1.87%	6.93%
Alternative - private equity	25.50%	-	-	8.48%	-	-
Alternative - other equity	10.00%	-	-	4.27%	-	-
Real estate	-	12.00%	-	-	0.60%	-
Real assets	-	-	-	-	-	-
Absolute Return	-	-	-	-	-	-
Risk Parity	-	-	-	-	-	-
Total	<u>100.00%</u>	<u>100.00%</u>	<u>100.00%</u>	23.19%	6.07%	20.28%
Inflation				<u>N/A</u>	<u>2.10%</u>	<u>N/A</u>
Expected Arithmetic Nominal Return				<u>N/A</u>	<u>8.17%</u>	<u>N/A</u>

n/a - amount not provided by Retirement System

**Discount Rate**

The projection of cash flows used to determine the discount rate assumed that plan member contributions will be made at the current contribution rate and that sponsor contributions will be made at rates equal to the difference between actuarially determined contribution rates and the member rate. Based on those assumptions, each of the pension plan's fiduciary net positions was projected to be available to make all projected future benefit payments of current plan members. Therefore, the long-term expected rate of return on pension plan investments was applied to all periods of projected benefit payments to determine the total pension liability. The discount rate used to measure the total pension liability for TRSL, LSERS and LASERS was 7.40%, 6.9% and 7.40%, respectively for the year ended June 30, 2021. The discount rates for TRSL, LSERS and LASERS decreased by 0.05%, 0.1%, and 0.15% since the prior measurement date, respectively.

**EAST BATON ROUGE PARISH SCHOOL SYSTEM**  
**Baton Rouge, Louisiana**

**NOTES TO BASIC FINANCIAL STATEMENTS**

6. **DEFINED BENEFIT PENSION PLANS** (continued)

**Sensitivity of the Employer's Proportionate Share of the Net Pension Liability to Changes in the Discount Rate**

The following table presents the School System's proportionate share of the Net Pension Liability (NPL) using the discount rate of each Retirement System as well as what the School System's proportionate share of the NPL would be if it were calculated using a discount rate that is one percentage-point lower or one percentage-point higher than the current rate used by each of the Retirement Systems:

	<u>1.0% Decrease</u>	<u>Current Discount Rate</u>	<u>1.0% Increase</u>
<b>TRSL</b>			
Rates	6.40%	7.40%	8.40%
EBRPSS Share of NPL	\$ 437,795,393	\$ 264,545,147	\$ 118,823,468
<b>LSERS</b>			
Rates	5.90%	6.90%	7.90%
EBRPSS Share of NPL	\$ 32,356,863	\$ 21,010,233	\$ 11,311,313
<b>LASERS</b>			
Rates	6.40%	7.40%	8.40%
EBRPSS Share of NPL	\$ 1,358,826	\$ 1,002,879	\$ 700,014

**Payables to the Pension Plan**

The East Baton Rouge School System recorded accrued liabilities to each of the Retirement Systems for the year ended June 30, 2022 mainly due to the accrual for payroll at the end of each of the fiscal years. The amounts due are included in liabilities under the amounts reported as accounts, salaries and other payables. The balance due to each for the retirement systems at June 30, 2022 is as follows:

	<u>June 30, 2022</u>
TRSL	\$ 4,911,485
LSERS	240,603
LASERS	15,889
	<u>\$ 5,167,977</u>

7. **POSTEMPLOYMENT HEALTH CARE AND LIFE INSURANCE BENEFITS**

**General Information about the OPEB Plan**

*Plan description* – The East Baton Rouge Parish School System (the School System) provides certain continuing health care and life insurance benefits for its retirees, disabled retirees and their eligible beneficiaries. Current employees are eligible for these plan benefits if they retire as members of one of three School System sponsored retirement systems. These benefits are provided through an Other Post Employment Benefit Plan (the OPEB Plan) categorized as a single-employer defined benefit plan that the School System administers. The School System's board has the authority to establish and/or amend the obligation of the employer, employees and retirees as provided by Louisiana Revised Statute Title 17 Sections 1221 through 1224. No assets are accumulated in a trust that meets the criteria in paragraph 4 of Governmental Accounting Standards Board (GASB) Statement No. 75.



**EAST BATON ROUGE PARISH SCHOOL SYSTEM**  
**Baton Rouge, Louisiana**

**NOTES TO BASIC FINANCIAL STATEMENTS**

7. **POSTEMPLOYMENT HEALTH CARE AND LIFE INSURANCE BENEFITS** (continued)

**General Information about the OPEB Plan** (continued)

*Benefits Provided* – Medical and life insurance post-employment benefits are provided to employees who retire under one of the systems sponsored retirement systems. The benefits include premium subsidies and member contributions. The retirees or offered multiple plan options for pre-Medicare and additional Medicare options to eligible retirees.

Retiree premiums were provided directly from the School System were used to determine retiree cost projections. The "value of benefits" has been assumed to be the portion of the premium after the retirement date expected to be paid by the employer for each retiree and has been used as the basis for calculating the actuarial present value of OPEB benefits to be paid. The active employees and pre-Medicare and Medicare rates are offered multiples and were actuarially determined and were unblended.

Life insurance coverage is available to retirees in the same amount as before retirement up to a maximum of \$25,000. The premium is based on a blended rate (based on age specific rates) for active and a separate blended rate for retirees. The employer pays the cost of the retiree life insurance based on the blended rates. Since GASB 75 requires the use of "unblended" rates, we have used the Employee/Healthy Annuitant RP-2014 Table modified according to the most recent TRSL experience study, including allowance for future mortality improvement. All of the assumptions used for the valuation of the medical benefits have been used except for the trend assumption; zero trend was used for life insurance.

*Employees covered by benefit terms* – The June 30, 2022 total OPEB liability was determined using the July 1, 2021 actuarial valuation that included the following employees covered by the benefit terms:

Inactive employees or beneficiaries currently receiving benefit payments	5,658
Inactive employees entitled to but not yet receiving benefit payments	-
Active employees	5,335
Total	10,993

**Total OPEB Liability**

The School System's total OPEB liability of \$384,662,243 was measured as of June 30, 2022 and was determined by an actuarial valuation as of July 1, 2021.

*Actuarial Assumptions and other inputs* – The total OPEB liability as of June 30, 2022 was based on an actuarial valuation dated July 1, 2021 using the following actuarial assumptions and other inputs, applied to all periods included in the measurement, unless otherwise specified:

Inflation	2.5%
Salary increases	2.3%, including inflation
Discount rate	1.92% annually (beginning of year to determine ADC)
	3.54% (as of end of year measurement date)
Healthcare cost trend rates	The health care cost trend assumptions are used to project the cost of health care in future years. The following annual trends are based on the current HCA Consulting trend study and are applied on a select and ultimate basis. Select trends are reduced 0.25% each year until reaching the ultimate trend rate.

Expense Type	Select	Ultimate
Pre-Medicare Medical and Rx Benefits	7.0%	4.0%
Medicare Benefits	6.0%	4.0%
Stop Loss Fees	7.0%	4.0%
Administrative Fees	4.0%	4.0%

**EAST BATON ROUGE PARISH SCHOOL SYSTEM**  
**Baton Rouge, Louisiana**

**NOTES TO BASIC FINANCIAL STATEMENTS**

7. **POSTEMPLOYMENT HEALTH CARE AND LIFE INSURANCE BENEFITS** (continued)

**Total OPEB Liability** (continued)

The discount rate was based on the Fidelity AA 20 Year General Obligation municipal bond index on the applicable measurement dates.

Mortality rates were based on the PUB-2010 headcount weighted base mortality table, projected generationally using Scale MP-2021, applied on a gender-specific and job class basis (teacher, safety, or general, as applicable).

The actuarial assumptions used in the July 1, 2021 valuation were based on the results of ongoing evaluations of the assumptions from July 1, 2008 to June 30, 2022.

The actuarial assumptions did not assume any sharing of benefits with inactive employees.

**Changes in the Total OPEB Liability**

Balance at June 30, 2021	\$ 490,967,200
Changes for the year:	
Service cost	7,958,188
Interest	9,418,136
Differences between expected and actual experience	(60,647,365)
Changes in assumptions	(46,238,969)
Benefit payments	(16,794,947)
Net changes	(106,304,957)
Balance at June 30, 2022	\$ 384,662,243

The amount of total OPEB liability estimated to be due and payable within one year is \$10,546,324 with \$374,115,919 due thereafter.

*Sensitivity of the total OPEB liability to changes in the discount rate* – The following presents the total OPEB liability of the Entity, as well as what the School System’s total OPEB liability would be if it were calculated using a discount rate that is 1-percentage-point lower (2.54%) or 1-percentage-point higher (4.54%) than the current discount rate:

	<b>1.0% Decrease (2.54%)</b>	<b>Current Discount Rate (3.54 %)</b>	<b>1.0% Increase (4.54%)</b>
Total OPEB liability	\$ 438,951,000	\$ 384,662,243	\$ 340,501,000

*Sensitivity of the total OPEB liability to changes in the healthcare cost trend rates* – The following presents the total OPEB liability of the Entity, as well as what the School System’s total OPEB liability would be if it were calculated using healthcare cost trend rates that are 1-percentage-point lower (6.0%) or 1-percentage-point higher (8.0%) than the current healthcare trend rates:

	<b>1.0% Decrease (6.0%)</b>	<b>Current Healthcare Cost Trend Rate (7.0%)</b>	<b>1.0% Increase (8.0%)</b>
Total OPEB liability	\$ 338,291,000	\$ 384,662,243	\$ 441,790,000

**EAST BATON ROUGE PARISH SCHOOL SYSTEM**  
**Baton Rouge, Louisiana**

**NOTES TO BASIC FINANCIAL STATEMENTS**

7. **POSTEMPLOYMENT HEALTH CARE AND LIFE INSURANCE BENEFITS** (continued)

**OPEB Expense and Deferred Outflows of Resources and Deferred Inflows of Resources Related to OPEB**

For the year ended June 30, 2022, the School System recognized OPEB expense of \$10,006,364. At June 30, 2022, the School System reported deferred outflows of resources and deferred inflows of resources related to OPEB from the following sources:

	Deferred Outflows of Resources	Deferred Inflows of Resources
Differences between expected and actual experience	\$ 6,368,340	\$ (85,662,488)
Changes in assumptions	78,029,873	(40,025,587)
Total	\$ 84,398,213	\$ (125,688,075)

Amounts reported as deferred outflows of resources and deferred inflows of resources related to OPEB will be recognized in OPEB expense as follows:

Years ending June 30:	
2023	\$ (7,369,960)
2024	(7,369,960)
2025	2,646,597
2026	(4,243,800)
2027	(4,243,800)
Thereafter	(20,708,939)
	\$ (41,289,862)

8. **LONG-TERM LIABILITIES**

The following is a summary of the changes in general long-term obligations for the year ended June 30, 2022:

	Balance Beginning of Year	Additions	Reductions	Balance End of Year	Due Within One Year
Compensated Absences	\$ 22,090,965	\$ 8,234,777	\$ (8,878,603)	\$ 21,447,139	\$ 2,002,052
Qualified School Construction Bonds:					
2009 Series	6,697,809	-	(1,339,563)	5,358,246	1,339,563
2010 Series	7,225,000	-	(1,445,000)	5,780,000	1,445,000
Subtotal	36,013,774	8,234,777	(11,663,166)	32,585,385	4,786,615
Total Postemployment Benefits Liability	490,967,200	17,376,324	(123,681,281)	384,662,243	10,546,324
Net Pension Liability	581,889,759	-	(295,331,500)	286,558,259	-
Total	\$1,108,870,733	\$ 25,611,101	\$ (430,675,947)	\$ 703,805,887	\$ 15,332,939

**EAST BATON ROUGE PARISH SCHOOL SYSTEM**  
**Baton Rouge, Louisiana**

**NOTES TO BASIC FINANCIAL STATEMENTS**

8. **LONG-TERM OBLIGATIONS** (continued)

The majority of the compensated absence liability is liquidated through the General Fund, Title I, Child Nutrition, Proposition 2 funds, and Proposition 3 funds, as these funds expend a majority of the payroll. The outstanding bonds payable, the OPEB, and the net pension liability will be liquidated mostly through the General Fund as current yearly amounts come due. The net pension liability will be liquidated through those funds which pay payroll and benefits, which consists primarily of the General Fund, Proposition 2 Fund, Child Nutrition Fund, Title I Fund, and various other non-major special revenue funds.

For the purpose of construction, rehabilitation, and renovations, the School System issued \$21,675,000 and \$21,433,000 of bonds payable through the federally sponsored Qualified School Construction Bond Program during the year ended June 30, 2011 and 2010, respectively. The bonds are subject to mandatory sinking fund requirements prior to maturity, including interest accrued to the redemption date on an annual basis. The sinking fund deposits are held in accounts outside of the School System's control with balances of \$15,895,000 and \$16,074,750, for the Series 2010 and 2009 bonds, respectively, as of June 30, 2022 that will be used to redeem the bonds in December 2025. In accordance with GASB Codification section D20, *Debt Extinguishments and Troubled Debt Restructurings*, the payments into the sinking fund are accounted for as principal reductions of the bonds.

The bond issues outstanding at June 30, 2022, are as follows:

Bond Issue	Original Issue	Interest Rates	Final Due Date	Interest to Maturity	Principal Outstanding
Qualified School Construction Bonds, Series 2009 dated December 17, 2009	\$ 21,433,000	1.00	Dec. 1, 2025	\$ 750,155	\$ 5,358,246
Qualified School Construction Bonds, Series 2010 dated August 1, 2010	<u>21,675,000</u>	0.75	Dec. 16, 2025	<u>575,742</u>	<u>5,780,000</u>
	<u>\$ 43,108,000</u>			<u>\$ 1,325,897</u>	<u>\$ 11,138,246</u>

The School Board's outstanding bonds are from direct placements as defined in Statement 88 of the Governmental Accounting Standards Board (GASB). The official bond documents contain covenants and provisions that, in the event of default, outstanding amounts become immediately due if the School Board is unable to make payment.

The covenants outlined in the transcript of the Series 2009 and 2010 bonds include provisions that 100% of the available project proceeds will be spent for "qualified purposes" at public school facilities within the jurisdiction of the School System. Also, at the end of each fiscal year, the tax revenues shall not be less than 1.35 times the combined maximum annual debt service of the bonds tested on the basis of the School System's audited financial statements for the preceding fiscal year.

Events of default are outlined in the transcript of the Series 2009 and Series 2010 bonds and includes failure to pay the principal and to make sinking fund deposit requirements on the sinking fund date, and such failure continues for two days after receiving written notice. In addition, failure to observe or perform any other covenant or agreement contained in the Bonds or the Resolution that is not remedied within 30 days of receiving notice will be considered a default. The remedies in the event of default are also outlined in the Bond Resolution and include steps for the Owners to pursue such actions until the default is remedied. Such remedies include, but are not limited to, an action for mandamus that may exist at law or in equity.

**EAST BATON ROUGE PARISH SCHOOL SYSTEM**  
**Baton Rouge, Louisiana**

**NOTES TO BASIC FINANCIAL STATEMENTS**

8. **LONG-TERM OBLIGATIONS** (continued)

Principal and interest payments are due as:

Years Ending <u>June 30</u>	<u>Principal</u>	<u>Interest</u>	<u>Total</u>
2023	\$ 2,784,563	\$ 376,893	\$ 3,161,456
2024	2,784,563	376,893	3,161,456
2025	2,784,563	376,893	3,161,456
2026	<u>2,784,557</u>	<u>195,218</u>	<u>2,979,775</u>
Total	<u>\$ 11,138,246</u>	<u>\$ 1,325,897</u>	<u>\$ 12,464,143</u>

In accordance with LSA-R.S. 39:562(L), the School System is legally restricted from incurring long-term bonded debt in excess of 35 percent of the assessed value of taxable property (including homestead exempt and nonexempt property) within the parish. At June 30, 2022, the statutory limit is \$1,779,766,958.

9. **UNEARNED REVENUES**

Unearned revenues at June 30, 2022, were as follows:

	<u>Ad Valorem Taxes Paid in Protest</u>	<u>Miscellaneous Other</u>	<u>Total</u>
Major Governmental Funds:			
General Fund	\$ 112,942	\$ -	\$ 112,942
School Lunch Fund	-	357,705	357,705
ESSERF	-	-	-
Title I	<u>-</u>	<u>-</u>	<u>-</u>
	112,942	357,705	470,647
Non-major Governmental			
State Grants	-	222	222
TANF and ECE	-	41,184	41,184
LDH COVID-19 Testing	-	932,270	932,270
Alcohol and Drug Abuse	<u>-</u>	<u>1,900</u>	<u>1,900</u>
Subtotal – Non-major Governmental Funds	<u>-</u>	<u>975,576</u>	<u>975,576</u>
Total	<u>\$ 112,942</u>	<u>\$ 1,333,281</u>	<u>\$ 1,446,223</u>

Under a revised state law, ad valorem tax collectors are required to remit all taxes collected in protest to the taxing authority. If a protest is settled in favor of the taxpayer, the funds must be refunded to the taxpayer. The School System records as a liability all such collections until final settlement in favor of the School System occurs.

**EAST BATON ROUGE PARISH SCHOOL SYSTEM**  
**Baton Rouge, Louisiana**

**NOTES TO BASIC FINANCIAL STATEMENTS**

**10. INTERFUND TRANSFERS**

Interfund transfers for the year ended June 30, 2022, were as follows:

	Transfer from:				Total
	General Fund	Title I	ESSERF	Non-major Gov't	
Transfers to:					
General Fund	\$ 200,000	\$ 1,636,894	\$14,342,418	\$ 2,091,038	\$ 18,270,350
Flood Relief Capital Project	1,000,000	-	-	-	1,000,000
Non-major					
Governmental Funds	-	-	-	200,002	200,002
Proprietary Funds	9,000,000				9,000,000
Total	<u>\$ 10,200,000</u>	<u>\$ 1,636,894</u>	<u>\$14,342,418</u>	<u>\$ 2,291,040</u>	<u>\$ 28,470,352</u>

The purposes of interfund transfers generally are: (1) to transfer indirect costs to the general fund from the nonmajor governmental funds and (2) to transfer supplemental local funds for program operations from the general fund to other programs.

**11. DUE TO/FROM OTHER FUNDS**

The School System's consolidated cash account holds the cash of all funds. As a result, negative cash balances occur in certain funds and are in essence "financed" by the General Fund. Positive book cash balances are displayed on the Governmental Funds balance sheet as "cash and cash equivalents," while negative cash balances are included in "Due to other Funds" on the Governmental Funds balance sheet. Individual balances due to/from other funds at June 30, 2022, which represent short-term loans, are as follows:

**EAST BATON ROUGE PARISH SCHOOL SYSTEM**  
**Baton Rouge, Louisiana**

**NOTES TO BASIC FINANCIAL STATEMENTS**

11. **DUE TO/FROM OTHER FUNDS** (continued)

	Due From Other Funds	Due To Other Funds
Major Governmental Funds:		
General Fund	\$ 24,812,077	\$ (3,039,757)
Title I Fund	-	(3,551,932)
ESSERF	-	(5,566,838)
Flood Relief Capital Projects	-	(5,729,484)
Subtotal – Major Governmental Funds	24,812,077	(17,888,011)
Non-Major Governmental Funds:		
Career and Technical Education	-	(37,062)
Continuing Education	-	(65,271)
Gear Up Baton Rouge	-	(209,998)
LA Healthy Schools	-	(10,512)
Local Grants	-	(173,299)
Special Education (Exceptional Education Program)	-	(2,247,663)
State Grants	-	(952,380)
Striving Readers	-	(1,666,908)
TANF and ECE	-	(426,900)
MSAP	-	(213,123)
Title II	-	(367,783)
Title III	-	(31,973)
Title IV	-	(195,491)
Title X	-	(83,114)
21st Century	-	(190,623)
LSU Education Innovation and Research	-	(51,966)
Subtotal – Non-Major Governmental Funds	-	(6,924,066)
Proprietary Fund Types:		
Workers' Compensation Fund	-	-
Medical Insurance Fund	-	-
Risk Management	-	-
TOTAL	\$ 24,812,077	\$ (24,812,077)

12. **LITIGATION AND CONTINGENCIES**

The School System is a defendant in several general liability, automobile liability, workers' compensation, personal injury and certain personnel action lawsuits. Management and legal counsel for the School System believe that the potential claims against the School System not covered by insurance would not materially affect the System's financial position. In the normal course of operations, the School System receives grant funds from various Federal and State agencies. The grant programs are subject to audit by agents of the granting authority, the purpose of which is to ensure compliance with conditions precedent to the granting of funds. Such audits could lead to requests for reimbursement by the grantor agency for expenditures disallowed under the terms of the grants.

**EAST BATON ROUGE PARISH SCHOOL SYSTEM**  
**Baton Rouge, Louisiana**

**NOTES TO BASIC FINANCIAL STATEMENTS**

13. **COMMITMENTS**

At June 30, 2022, the School System had construction commitments of \$11,047,599. These commitments will ultimately be paid out of the Proposition 1 Capital Projects Fund.

14. **RISK MANAGEMENT**

The School System is exposed to various risks of loss related to torts; theft of, damage to, or destruction of assets; errors or omissions; workers' compensation and health insurance for its employees. The School System uses excess insurance to reduce its exposure to large losses on insured events. The School System does not report risks covered by excess insurance as liabilities unless it is probable that those risks will not be covered by excess insurance carriers. Settlements did not exceed excess insurance coverage for each of the past three fiscal years. Additionally, there were no significant reductions in insurance coverage for any of the categories of risk.

The School System has established the following internal service funds to account for and finance these uninsured risks of loss:

a. **Workers' Compensation Fund**

The Workers' Compensation Fund accounts for the School System's workers' compensation claims. The workers' compensation limit for each accident is the statutory amount. The School System's self-insured retention is \$1,000,000 per accident.

b. **Risk Management Fund**

The Risk Management Fund accounts for the School System's property, general liability and automobile liability. The School System has self-insured retention of \$250,000 per property occurrence and self-insured retention of \$500,000 per general liability and automobile occurrence. Currently, the maximum cumulative amount of self-retention which could be paid by the School System in any one year is unlimited. The School System has purchased commercial insurance for claims in excess of the self-insured retention levels from commercial insurance carriers with a \$1,000,000 per occurrence limit.

c. **Medical Insurance Fund**

The Medical Insurance Fund accounts for the School System's group health insurance program for its active and retired employees. The School System's stop-loss retention is \$1,500,000 per covered individual.



**EAST BATON ROUGE PARISH SCHOOL SYSTEM**  
**Baton Rouge, Louisiana**

**NOTES TO BASIC FINANCIAL STATEMENTS**

14. **RISK MANAGEMENT** (continued)

A reconciliation of the unpaid claims liabilities as of June 30, 2022 follows:

	Workers' Compensation Fund	Risk Management Fund	Medical Insurance Fund	Total
Unpaid claims as of July 1, 2021	\$ 8,769,935	\$ 4,061,222	\$ 7,359,970	\$ 20,191,127
Current year claims incurred and changes in estimates	2,093,885	1,586,945	77,417,661	81,098,491
Claims paid	(3,207,315)	(2,333,662)	(80,238,832)	(85,779,809)
	<u>(1,113,430)</u>	<u>(746,717)</u>	<u>(2,821,171)</u>	<u>(4,681,318)</u>
Unpaid claims as of June 30, 2022	<u>\$ 7,656,505</u>	<u>\$ 3,314,505</u>	<u>\$ 4,538,799</u>	<u>\$ 15,509,809</u>

A reconciliation of the unpaid claims liabilities as of June 30, 2021 follows:

	Workers' Compensation Fund	Risk Management Fund	Medical Insurance Fund	Total
Unpaid claims as of July 1, 2020	\$ 4,642,049	\$ 3,777,235	\$ 3,080,877	\$ 11,500,161
Current year claims incurred and changes in estimates	8,087,686	2,434,374	82,948,717	93,470,777
Claims paid	(3,959,800)	(2,150,387)	(78,669,624)	(84,779,811)
	<u>4,127,886</u>	<u>283,987</u>	<u>4,279,093</u>	<u>8,690,966</u>
Unpaid claims as of June 30, 2021	<u>\$ 8,769,935</u>	<u>\$ 4,061,222</u>	<u>\$ 7,359,970</u>	<u>\$ 20,191,127</u>

The above unpaid claims as of June 30 include amounts for claims incurred but not yet reported, as determined from actual claims paid subsequent to year-end as well as an estimate based upon historical lag trends.

The following is a summary of the current (due in one year or less) and the long-term (due in more than one year) portions of the unpaid claims liabilities:

	Workers' Compensation Fund	Risk Management Fund	Medical Insurance Fund	Total
<u>June 30, 2022</u>				
Current	\$ 3,297,327	\$ 1,059,899	\$ 4,538,799	\$ 8,896,025
Long - Term	4,359,178	2,254,606	-	6,613,784
Total	<u>\$ 7,656,505</u>	<u>\$ 3,314,505</u>	<u>\$ 4,538,799</u>	<u>\$ 15,509,809</u>

**EAST BATON ROUGE PARISH SCHOOL SYSTEM**  
**Baton Rouge, Louisiana**

**NOTES TO BASIC FINANCIAL STATEMENTS**

15. **NET POSITION AND FUND BALANCE CONSTRAINTS**

Restricted net position consists primarily of amounts held or unexpended whose revenue source was approved by the electorate for capital improvements, compensation, and school discipline initiatives.

Details of restricted, committed, and assigned fund balances at year-end are as follows:

	General	Proposition 1 Capital Projects	Proposition 2 Discipline	Proposition 3 Compensation	Child Nutrition	Flood Relief Capital Projects	Other Non-major Governmental	Total
<b>Fund balances:</b>								
<b>Nonspendable</b>								
Inventory	\$ 84,624	\$ -	\$ -	\$ -	\$ 1,450,271	\$ -	\$ -	\$ 1,534,895
<b>Restricted</b>								
Tax Propositions	-	86,908,640	7,078,915	19,493,672	-	-	-	113,481,227
State Grants	-	-	-	-	-	-	3,088,583	3,088,583
Alcohol and Drug Abuse	-	-	-	-	-	-	4,223,632	4,223,632
Local Grants	-	-	-	-	-	-	327,612	327,612
Student activities	-	-	-	-	-	-	7,445,465	7,445,465
Child Nutrition	-	-	-	-	1,907,065	-	-	1,907,065
Total Restricted	-	86,908,640	7,078,915	19,493,672	1,907,065	-	15,085,292	130,473,584
<b>Assigned</b>								
Coverage of medical claims	6,250,000	-	-	-	-	-	-	6,250,000
Coverage of risk management claims	13,000,000	-	-	-	-	-	-	13,000,000
Facilities	1,250,000	-	-	-	-	-	-	1,250,000
Current operations	15,000,000	-	-	-	-	-	-	15,000,000
<b>Other</b>								
Summer School	-	-	-	-	-	-	182,105	182,105
WBRH Radio Station	-	-	-	-	-	-	296,944	296,944
Flood Relief	-	-	-	-	-	206,823	-	206,823
Total Assigned	35,500,000	-	-	-	-	206,823	479,049	36,185,872
<b>Unassigned</b>	56,896,768	-	-	-	-	-	-	56,896,768
<b>Total fund balances</b>	<b>\$ 92,481,392</b>	<b>\$ 86,908,640</b>	<b>\$ 7,078,915</b>	<b>\$ 19,493,672</b>	<b>\$ 3,357,336</b>	<b>\$ 206,823</b>	<b>\$ 15,564,341</b>	<b>\$ 225,091,119</b>

Governmental Fund existing resources will be used to satisfy encumbrances, therefore, the following amounts are included in restricted, committed, or assigned fund balances at June 30, 2022:

General Fund	\$ 1,699,263
ESSERF	18,351
Title I	710,609
Proposition 1 Capital Projects	11,047,599
Proposition 2 Discipline	2,110
Child Nutrition	659,139
Flood Relief Capital Projects	315,727
Other Non-major Governmental	6,391,262
Total governmental fund encumbrances	<u>\$ 20,844,060</u>

**EAST BATON ROUGE PARISH SCHOOL SYSTEM**  
**Baton Rouge, Louisiana**

**NOTES TO BASIC FINANCIAL STATEMENTS**

**16. EDUCATION EXCELLENCE FUND**

Pursuant to Act #161 of the 2002 First Extraordinary Session of the Legislature, the State of Louisiana established the Education Excellence Fund (EEF) for the oversight, appropriation, and disposition of proceeds from the tobacco settlements. These funds are dedicated for use in educational programs, and are available to local school districts, subject to the approval of an expenditure plan by the Louisiana Department of Education. The funds are held and invested by the Treasurer of the State of Louisiana on behalf of local school districts and are disbursed in accordance with approved expenditure plans. At June 30, 2022, the School System's EEF funds invested through the Treasurer totaled approximately \$118,510. These funds are recognized as revenue to the School System upon submission and subsequent approval of an annual expenditure plan. The School System expended approximately \$182,000 during the 2021-2022 fiscal year in accordance with its respective expenditure plan.

**17. RECOVERY SCHOOL DISTRICT**

The Board of Elementary and Secondary Education (BESE) previously placed eight (8) School System schools under the jurisdiction of the Recovery School District (RSD) as provided by law. The schools are as follows: (1) Prescott Middle School, (2) Glen Oaks Middle School, (3) Capitol High School, (4) Dalton Elementary, (5) Lanier Elementary, (6) Crestworth Middle, (7) Kenilworth Middle, and (8) Istrouma High School. However, it should be noted that BESE placed Istrouma High back under the jurisdiction of the School System in 2015-2016. On May 19, 2016, the School System approved a \$21.4 million budget to renovate Istrouma High, which was opened in August 2017. This project was funded by the Proposition 1, Capital Projects Fund.

The RSD, pursuant to La. R.S. 17:1990(B)(3), is empowered to require the School System to provide school support services and student support services for a school transferred from its jurisdiction to the jurisdiction of the RSD, including but not limited to student transportation, school food services and student assessment for special education eligibility. The RSD reimburses the School System for the actual cost of services, which affects various expenditure line items.

During the year ended June 30, 2022, the School System was reimbursed \$388,902 for services provided to these schools. An appropriation of \$13,424,854 has been recorded for the RSD schools at June 30, 2022 to record the transfer of sales and ad valorem taxes.

**18. TAX REVENUES ABATED**

The Louisiana Industrial Ad Valorem Tax Exemption program (Louisiana Administrative Code, Title 13, Chapter 5) is a state incentive program which abates, up to ten years, local ad valorem taxes on a manufacturer's new investment and annual capitalized additions related to the manufacturing site. Applications to exempt qualified property for five years are approved by the Board of Commerce and Industry and the School Board. The exemption may be renewed for an additional three years up to 80% of the tax that would be due. For the fiscal year ending June 30, 2022, \$8,955,192 in East Baton Rouge Parish School System ad valorem tax revenues were abated by the state of Louisiana through the Louisiana Industrial Ad Valorem Tax Exemption program.

**EAST BATON ROUGE PARISH SCHOOL SYSTEM**  
**Baton Rouge, Louisiana**

**NOTES TO BASIC FINANCIAL STATEMENTS**

**19. DISAGGREGATION OF ACCOUNTS PAYABLE AND ACCRUED LIABILITIES**

Accounts, salaries and other payables as of June 30, 2022, were as follows:

<u>Governmental Funds</u>	
Vendors	\$ 15,176,728
Salaries and benefits	18,351,878
Retainage payable	818,677
Sales tax payable	193,940
Total governmental fund liabilities	<u>\$ 34,541,223</u>
 <u>Internal Service Funds</u>	
Vendors	<u>\$ 1,109,911</u>
Total governmental activity liabilities	<u>\$ 35,651,134</u>

**20. APPROPRIATIONS TO CHARTER SCHOOLS**

Appropriations to Type I and Type 2 Charter Schools during the year ended June 30, 2022 were as follows:

	General Fund	Child Nutrition	Total
Type I Charter Schools			
Community School for Apprenticeship	\$ 5,139,312	\$ 12,299	\$ 5,151,611
Helix Network of Educational Choices	5,950,051	6,143	5,956,194
Inspire Charter Academy, Inc.	7,284,180	7,816	7,291,996
J.K. Haynes Charter School	1,826,574	2,919	1,829,493
Emerge School for Autism	751,365	899	752,264
IDEA Innovation	12,099,913	446	12,100,359
IDEA Bridge	14,276,308	10,252	14,286,560
IDEA UniversityPrep	5,984,325	5,834	5,990,159
BASIS Baton Rouge	12,810,970	11,864	12,822,834
South Louisiana Charter Foundation	9,488,135	2,962	9,491,097
Subtotal - Type I Charter Schools	<u>75,611,133</u>	<u>61,434</u>	<u>75,672,567</u>
Type 2 Charter Schools			
Madison Prep Academy	4,091,801	-	4,091,801
Louisiana Key Academy	2,461,667	-	2,461,667
GEO Prep Mid City	5,380,265	-	5,380,265
Impact Charter School	1,350,886	-	1,350,886
Advantage Charter Academy	1,794,794	-	1,794,794
Iberville Charter Academy	189,359	-	189,359
Acadiana Renaissance	8,233	-	8,233
GEO Prep Academy	5,450,246	-	5,450,246
GEO Next Generation High	2,239,376	-	2,239,376
Collegiate Academy	3,284,967	-	3,284,967
Louisiana Virtual Charter Academy	955,852	-	955,852
University View Academy	2,141,706	-	2,141,706
Subtotal - Type 2 Charter Schools	<u>29,349,152</u>	<u>-</u>	<u>29,349,152</u>
Grand Total	<u>\$ 104,960,285</u>	<u>\$ 61,434</u>	<u>\$ 105,021,719</u>

**EAST BATON ROUGE PARISH SCHOOL SYSTEM**  
**Baton Rouge, Louisiana**

**NOTES TO BASIC FINANCIAL STATEMENTS**

21. **FUTURE ACCOUNTING CHANGES**

Following is a summary of accounting standards adopted by the Governmental Accounting Standards Board (GASB) that are scheduled to be implemented in the future that may affect the School System's basic financial statements:

The Governmental Accounting Standards Board issued GASB Statement 91, *Conduit Debt Obligations*. The primary objectives of this Statement are to provide a single method of reporting conduit debt obligations by issuers and eliminate diversity in practice associated with (1) commitments extended by issuers, (2) arrangements associated with conduit debt obligations, and (3) related note disclosures. This Statement achieves those objectives by clarifying the existing definition of a conduit debt obligation; establishing that a conduit debt obligation is not a liability of the issuer; establishing standards for accounting and financial reporting of additional commitments and voluntary commitments extended by issuers and arrangements associated with conduit debt obligations; and improving required note disclosures. The requirements of this Statement are effective for reporting periods beginning after December 15, 2021. The School System will include the requirements of this standard, as applicable, in its June 30, 2023 financial statement. The effect of this standard or its applicability to the School System are unknown at this time.

The Governmental Accounting Standards Board issued GASB Statement No. 96 *Subscription-Based Information Technology Arrangements (SBITAs)*. This Statement (1) defines a SBITA; (2) establishes that a SBITA results in a right-to-use subscription asset—an intangible asset—and a corresponding subscription liability; (3) provides the capitalization criteria for outlays other than subscription payments, including implementation costs of a SBITA; and (4) requires note disclosures regarding a SBITA. To the extent relevant, the standards for SBITAs are based on the standards established in Statement No. 87 *Leases*, as amended. The requirements of this Statement are effective for reporting periods beginning after June 15, 2022. The School System will include the requirements of this standard, as applicable, in its June 30, 2023 financial statement. The effect of this standard or its applicability to the School System are unknown at this time.

**EAST BATON ROUGE PARISH SCHOOL SYSTEM**  
**Baton Rouge, Louisiana**  
**SCHEDULE OF CHANGES IN TOTAL OTHER POST-EMPLOYMENT LIABILITY AND RELATED RATIOS**  
**FOR THE YEAR ENDED JUNE 30, 2022**

Financial statement reporting date	6/30/2018	6/30/2019	6/30/2020	6/30/2021	6/30/2022
Measurement date	6/30/2018	6/30/2019	6/30/2020	6/30/2021	6/30/2022
Service cost	\$ 6,798,646	\$ 6,910,221	\$ 7,588,376	\$ 7,661,175	\$ 7,958,188
Interest	15,127,048	14,285,293	15,551,473	10,983,958	9,418,136
Differences between expected and actual experience	(11,141,323)	11,463,012	(62,614,545)	(4,246,937)	(60,647,365)
Changes of assumptions	-	89,636,070	12,531,757	38,698,922	(46,238,969)
Benefit payments	(18,304,488)	(17,868,243)	(22,259,327)	(20,909,483)	(16,794,947)
<b>Net change in total OPEB liability</b>	<u>(7,520,117)</u>	<u>104,426,353</u>	<u>(49,202,266)</u>	<u>32,187,635</u>	<u>(106,304,957)</u>
<b>Total OPEB liability - beginning</b>	<u>411,075,595</u>	<u>403,555,478</u>	<u>507,981,831</u>	<u>458,779,565</u>	<u>490,967,200</u>
<b>Total OPEB liability - ending</b>	<u>\$ 403,555,478</u>	<u>\$ 507,981,831</u>	<u>\$ 458,779,565</u>	<u>\$ 490,967,200</u>	<u>\$ 384,662,243</u>
Covered-employee payroll	\$ 189,487,389	\$ 193,376,201	\$ 194,873,949	\$ 202,668,907	\$ 245,418,751
Total OPEB liability as a percentage of covered payroll	212.97%	262.69%	235.42%	242.25%	156.74%

This schedule is intended to report information for 10 years. Additional years will be displayed as they become available.

There are no assets accumulated in a trust that meets the criteria of paragraph 4 of GASB 75 for this OPEB plan.

*Differences between expected and actual experience:*

The average remaining service life changed from 9 years to 5 years for the measurement date 6/30/20.

The average remaining service life changed from 5 years to 7.4 years for the measurement date 6/30/22.

*Changes of Assumptions.*

The changes in assumptions balance was a result of changes in the discount rate, mortality rate, and healthcare trends. The following are the assumptions used in each measurement of total OPEB liability.

<u>Measurement Date</u>	<u>Discount Rate</u>	<u>Mortality</u>	<u>Trend</u>	<u>Salary Scale</u>
6/30/2022	3.54%	MP-2021	Variable	2.30%
6/30/2021	1.92%	RP-2014	Variable	4.00%
6/30/2020	2.45%	RP-2014	Variable	4.00%
6/30/2019	3.13%	RP-2014	5.50%	4.00%
6/30/2018	3.62%	RP-2000	5.50%	3.00%

**EAST BATON ROUGE PARISH SCHOOL SYSTEM**  
**Baton Rouge, Louisiana**

**SCHEDULE OF THE SCHOOL SYSTEM'S PROPORTIONATE SHARE**  
**OF THE NET PENSION LIABILITY FOR THE RETIREMENT SYSTEMS**

	<u>Proportion of net pension liability (asset)</u>	<u>Proportionate share of net pension liability (asset)</u>	<u>Employer's covered payroll</u>	<u>Proportionate share of the net pension liability as a percentage of covered payroll</u>	<u>Plan fiduciary net position as a percentage of the total pension liability</u>
<b><u>TRSL</u></b>					
2022	4.9552%	\$ 264,545,147	\$ 242,802,219	108.9550%	83.90%
2021	4.8891%	543,846,592	236,304,379	230.1466%	65.60%
2020	5.1262%	508,754,128	243,284,803	209.1187%	68.60%
2019	5.0570%	497,097,121	234,325,503	212.1396%	68.20%
2018	5.1370%	526,644,875	230,836,173	228.1466%	65.60%
2017	5.1642%	606,120,770	234,597,693	258.3660%	59.90%
2016	5.1919%	558,252,109	231,314,955	241.3385%	62.50%
2015	5.0802%	519,267,765	226,547,533	229.2092%	63.70%
<b><u>LSERS</u></b>					
2022	4.4206%	21,010,233	13,596,246	154.5297%	82.51%
2021	4.5182%	36,301,530	13,588,679	267.1454%	69.67%
2020	4.7614%	33,332,419	13,842,078	240.8050%	73.49%
2019	4.4578%	29,783,986	12,877,335	231.2900%	74.44%
2018	4.7118%	30,163,574	13,531,562	222.9127%	75.03%
2017	4.2610%	34,897,447	13,195,110	264.4726%	70.09%
2016	4.6742%	29,640,675	13,124,380	225.8444%	74.49%
2015	4.5931%	26,625,308	12,914,936	206.1590%	76.18%
<b><u>LASERS</u></b>					
2022	0.0182%	1,002,879	435,795	230.1261%	72.80%
2021	0.0211%	1,741,637	441,663	394.3360%	58.00%
2020	0.0185%	1,339,005	430,386	311.1172%	62.90%
2019	0.0169%	1,152,568	433,864	265.6519%	64.30%
2018	0.0206%	1,449,999	409,969	353.6850%	62.50%
2017	0.0196%	1,538,393	398,569	385.9791%	57.70%
2016	0.0196%	1,335,408	367,312	363.5623%	62.70%
2015	0.0103%	646,674	238,887	270.7029%	65.00%

(\*) The amounts presented have a measurement date of the previous fiscal year end.

This schedule is intended to report information for 10 years. Additional years will be displayed as they become available.

**EAST BATON ROUGE PARISH SCHOOL SYSTEM**  
**Baton Rouge, Louisiana**

**SCHEDULE OF EMPLOYER CONTRIBUTIONS TO THE RETIREMENT SYSTEMS**

	<u>Contractually Required Contribution <sup>1</sup></u>	<u>Contributions in relation to the actuarially determined Contribution <sup>2</sup></u>	<u>Contribution deficiency/ (excess)</u>	<u>Covered payroll <sup>3</sup></u>	<u>Contributions as a percentage of Covered Payroll</u>
<b><u>TRSL</u></b>					
2022	\$ 64,923,003	\$ 64,923,003	\$ -	\$ 256,690,832	25.2923%
2021	62,894,078	62,894,078	-	242,802,219	25.9034%
2020	61,364,306	61,364,306	-	236,304,379	25.9468%
2019	65,062,079	65,062,079	-	243,284,803	26.7432%
2018	62,454,773	62,454,773	-	234,325,503	26.6530%
2017	58,917,148	58,917,148	-	230,836,173	25.5234%
2016	61,857,996	61,857,996	-	234,597,693	26.3677%
2015	64,884,522	64,884,522	-	231,314,955	28.0503%
<b><u>LSERS</u></b>					
2022	3,797,630	3,797,630	-	13,232,160	28.7000%
2021	3,880,052	3,880,052	-	13,596,246	28.5377%
2020	3,995,071	3,995,071	-	13,588,679	29.4000%
2019	3,875,785	3,875,785	-	13,842,078	28.0000%
2018	3,477,245	3,477,245	-	12,877,335	27.0028%
2017	3,694,117	3,694,117	-	13,531,562	27.3000%
2016	3,984,923	3,984,923	-	13,195,110	30.2000%
2015	4,331,045	4,331,045	-	13,124,380	33.0000%
<b><u>LASERS</u></b>					
2022	179,223	179,223	-	453,728	39.5000%
2021	174,754	174,754	-	435,795	40.1000%
2020	179,757	179,757	-	441,663	40.7000%
2019	164,242	164,242	-	430,386	38.1616%
2018	164,435	164,435	-	433,864	37.9001%
2017	146,534	146,533	-	409,969	37.7427%
2016	148,268	148,268	-	398,569	37.2001%
2015	136,883	136,883	-	367,312	37.2661%

Schedule is intended to show information for 10 years. Additional years will be displayed as they become available.

***For reference only:***

<sup>1</sup> Employer contribution rate multiplied by employer's covered payroll

<sup>2</sup> Actual employer contributions remitted to LASERS

<sup>3</sup> Employer's covered payroll amount for the fiscal year ended June 30 of each year



**EAST BATON ROUGE PARISH SCHOOL SYSTEM**

**Baton Rouge, Louisiana**

**BUDGETARY COMPARISON SCHEDULES**

**MAJOR FUND DESCRIPTIONS**

Budgetary comparison schedules are reported for the following General and Special Revenue Funds:

**GENERAL FUND**

The General Fund accounts for all financial transactions except those required to be accounted for in another fund.

**TITLE I FUND**

*Title I* includes programs in the areas of language development, reading, and math. These programs strive to meet the special needs of economically and educationally deprived children through federal funds for teachers, aides, instructional materials, equipment and parental involvement.

**PROPOSITION 2 - DISCIPLINE FUND**

*Proposition 2* is a locally funded initiative to improve discipline. The intent is to remove disruptive and academically deficient students from the regular education classroom, reduce truancy and provide more effective alternative education.

**PROPOSITION 3 - COMPENSATION FUND**

*Proposition 3* is a locally funded initiative to improve compensation. The intent is to improve ability to recruit and retain certified and qualified teachers, assistant principals and principals; to have more productive support employees; and to have the ability to reward performance that meets and/or exceeds standards.

**CHILD NUTRITION FUND**

The *Child Nutrition Fund* is used to account for the operations of the school food service program in the parish school system during the regular school term and during the summer break. The basic goals of the school food service program are to serve nutritionally adequate, attractive and moderately priced meals, to help children grow socially and emotionally, to extend educational influences to the homes of school children, and to provide learning experiences that will improve children's eating habits with the ultimate goal of physically fit adults.

**ESSERF FUND**

Through the Coronavirus Aid, Relief, and Economic Security Act, also known as the CARES Act, the Elementary and Secondary School Emergency Relief Fund (ESSER Fund), is federally awarded by the Department of Education to State educational agencies for the purpose of providing local educational agencies, including charter schools, with emergency relief funds to address the impact that Novel Coronavirus Disease 2019 (COVID-19) has had, and continues to have on elementary and secondary schools across the nation.

Coronavirus Response and Relief Supplemental Appropriations Act, 2021 (CRRSA), was signed into law on December 27, 2020, and provides an additional \$54.3 billion for the Elementary and Secondary School Emergency Relief Fund (ESSER II Fund). Additionally, the American Rescue Plan Elementary and Secondary School Emergency Relief (ARP ESSER) Fund under the American Rescue Plan (ARP) Act of 2021, Public Law 117-2, enacted on March 11, 2021.

**EAST BATON ROUGE PARISH SCHOOL SYSTEM**  
**Baton Rouge, Louisiana**

**BUDGETARY COMPARISON SCHEDULES**  
**MAJOR FUND DESCRIPTIONS**

**ESSERF FUND** (continued)

These Federal emergency resources are available for a wide range of activities to address diverse needs arising from or exacerbated by the COVID-19 pandemic, or to emerge stronger post-pandemic, including responding to students' social, emotional, mental health, and academic needs and continuing to provide educational services as States, LEAs, and schools respond to and recover from the pandemic. Some uses of these funds may be directly focused on health and safety—such as improving ventilation and implementing prevention strategies that are, to the extent practicable, consistent with the Centers for Disease Control and Prevention (CDC) guidance. Other allowable uses may be focused on meeting the social, emotional, mental health, and academic needs of students. That could be through preventing teacher layoffs; providing accelerated learning opportunities; implementing rigorous curricula; funding additional school counselors, school nurses, and school psychologists; increasing the number of full-service community schools; conducting any activities allowed under a number of Federal education programs.

**EAST BATON ROUGE PARISH SCHOOL SYSTEM**

**Baton Rouge, Louisiana**

**GENERAL FUND**

**BUDGETARY COMPARISON SCHEDULE**

**FISCAL YEAR ENDED JUNE 30, 2022**

	<u>Original</u>	<u>Final</u>	<u>Actual</u>	<u>Variance with Final Budget</u>
<b><u>REVENUES</u></b>				
Local sources:				
Ad valorem taxes	\$ 181,620,000	\$ 181,329,730	\$ 179,607,444	\$ (1,722,286)
Sales and use taxes	97,750,000	115,500,000	119,944,822	4,444,822
Earnings on investments	400,000	575,000	757,743	182,743
Extended day program tuition	816,500	695,500	989,663	294,163
Other	5,224,000	5,444,000	7,880,770	2,436,770
State sources:				
Unrestricted state sources - other	186,485,831	187,092,649	186,796,304	(296,345)
Revenue sharing	4,000,000	4,000,000	3,851,331	(148,669)
Restricted grants-in-aid	216,000	130,000	117,401	(12,599)
Federal grants	1,000,000	1,000,000	1,101,335	101,335
TOTAL REVENUES	<u>477,512,331</u>	<u>495,766,879</u>	<u>501,046,813</u>	<u>5,279,934</u>
<b><u>EXPENDITURES</u></b>				
Current:				
Instruction:				
Regular education programs	122,292,286	133,569,966	127,154,861	6,415,105
Special education programs	54,791,916	49,622,182	49,778,841	(156,659)
Other education programs	19,262,858	17,758,518	17,406,619	351,899
Support:				
Pupil support services	30,438,844	32,545,704	31,302,998	1,242,706
Instructional staff services	11,080,905	12,935,619	12,597,907	337,712
General administration services	12,952,896	13,353,027	13,404,849	(51,822)
School administration services	25,073,525	25,075,582	25,906,735	(831,153)
Business and central services	11,079,434	12,154,801	11,496,892	657,909
Plant operations and maintenance	40,984,331	45,444,308	46,197,358	(753,050)
Transportation	32,355,413	32,206,265	30,174,965	2,031,300
Community service operations	12,350	12,350	12,350	-
Child Nutrition	-	-	-	-
Appropriations:				
Charter schools - Type 1	81,227,839	76,751,763	75,611,133	1,140,630
Charter schools - Type 2	31,430,691	29,349,152	29,349,152	-
Office of Juvenile Justice	103,540	73,010	73,010	-
Recovery School District	13,087,915	13,424,854	13,424,854	-
COVID Stipends	-	-	1,129,701	(1,129,701)
Facilities and acquisition	-	153,572	24,788	128,784
Debt service - Principal retirement	2,784,562	2,784,562	2,784,563	(1)
Debt service - Interest and bank charges	285,000	285,000	380,419	(95,419)
TOTAL EXPENDITURES	<u>489,244,305</u>	<u>497,500,235</u>	<u>488,211,995</u>	<u>9,288,240</u>
(DEFICIENCY) EXCESS OF REVENUES OVER (UNDER) EXPENDITURES	<u>(11,731,974)</u>	<u>(1,733,356)</u>	<u>12,834,818</u>	<u>14,568,174</u>
<b><u>OTHER FINANCING SOURCES (USES)</u></b>				
Transfers in	14,000,000	14,770,551	18,270,350	3,499,799
Transfers out	(200,000)	(2,400,000)	(10,200,000)	(7,800,000)
TOTAL OTHER FINANCING SOURCES (USES)	<u>13,800,000</u>	<u>12,370,551</u>	<u>8,070,350</u>	<u>(4,300,201)</u>
NET CHANGE IN FUND BALANCE	2,068,026	10,637,195	20,905,168	10,267,973
Fund balance, June 30, 2021	<u>50,615,426</u>	<u>53,988,200</u>	<u>71,576,224</u>	<u>17,588,024</u>
FUND BALANCE, JUNE 30, 2022	<u>\$ 52,683,452</u>	<u>\$ 64,625,395</u>	<u>\$ 92,481,392</u>	<u>\$ 27,855,997</u>

**EAST BATON ROUGE PARISH SCHOOL SYSTEM**

**Baton Rouge, Louisiana**

**TITLE I**

**BUDGETARY COMPARISON SCHEDULE**

**FISCAL YEAR ENDED JUNE 30, 2022**

	<u>Original</u>	<u>Final</u>	<u>Actual</u>	<u>Variance with Final Budget</u>
<b><u>REVENUES</u></b>				
Local sources:				
Ad valorem taxes	\$ -	\$ -	\$ -	\$ -
Sales and use taxes	-	-	-	-
Earnings on investments	-	-	-	-
Extended day program tuition	-	-	-	-
Student activities	-	-	-	-
Other	-	-	-	-
State sources:				
Unrestricted state sources - other	-	-	-	-
Revenue sharing	-	-	-	-
Restricted grants-in-aid	-	-	-	-
Federal grants	22,796,988	22,796,988	22,366,689	(430,299)
TOTAL REVENUES	<u>22,796,988</u>	<u>22,796,988</u>	<u>22,366,689</u>	<u>(430,299)</u>
<b><u>EXPENDITURES</u></b>				
Current:				
Instruction:				
Regular education programs	-	-	-	-
Special education programs	-	-	-	-
Other education programs	15,065,096	15,065,096	14,329,053	736,043
Support:				
Pupil support services	1,355,737	1,355,737	1,701,696	(345,959)
Instructional staff services	3,924,131	3,924,131	3,984,352	(60,221)
General administration services	23,400	23,400	4,877	18,523
School administration services	70,957	70,957	68,244	2,713
Business and central services	22,079	22,079	8,732	13,347
Plant operations and maintenance	225,596	225,596	237,929	(12,333)
Transportation	433,028	433,028	394,912	38,116
Community service operations	-	-	-	-
Child nutrition	-	-	-	-
Appropriations:				
Charter schools - Type 1	-	-	-	-
Charter schools - Type 2	-	-	-	-
Office of Juvenile Justice	-	-	-	-
Recovery School District	-	-	-	-
COVID-19 Stipends	-	-	-	-
Facilities and acquisition	-	-	-	-
Debt service - Principal retirement	-	-	-	-
Debt service - Interest and bank charges	-	-	-	-
TOTAL EXPENDITURES	<u>21,120,024</u>	<u>21,120,024</u>	<u>20,729,795</u>	<u>390,229</u>
(DEFICIENCY) EXCESS OF REVENUES OVER (UNDER) EXPENDITURES	<u>1,676,964</u>	<u>1,676,964</u>	<u>1,636,894</u>	<u>(40,070)</u>
<b><u>OTHER FINANCING SOURCES (USES)</u></b>				
Transfers in	-	-	-	-
Transfers out	(1,676,964)	(1,676,964)	(1,636,894)	40,070
TOTAL OTHER FINANCING SOURCES (USES)	<u>(1,676,964)</u>	<u>(1,676,964)</u>	<u>(1,636,894)</u>	<u>40,070</u>
NET CHANGE IN FUND BALANCE	-	-	-	-
Fund balance, June 30, 2021	-	-	-	-
FUND BALANCE, JUNE 30, 2022	<u>\$ -</u>	<u>\$ -</u>	<u>\$ -</u>	<u>\$ -</u>

**EAST BATON ROUGE PARISH SCHOOL SYSTEM**

**Baton Rouge, Louisiana**

**PROPOSITION 2- DISCIPLINE FUND**

**BUDGETARY COMPARISON SCHEDULE**

**FISCAL YEAR ENDED JUNE 30, 2022**

	<u>Original</u>	<u>Final</u>	<u>Actual</u>	<u>Variance with Final Budget</u>
<b><u>REVENUES</u></b>				
Local sources:				
Ad valorem taxes	\$ -	\$ -	\$ -	\$ -
Sales and use taxes	6,904,000	8,132,233	8,435,130	302,897
Earnings on investments	2,000	26,000	9,886	(16,114)
Extended day program tuition	-	-	-	-
Student activities	-	-	-	-
Other	-	-	-	-
State sources:				
Unrestricted state sources - other	-	-	-	-
Revenue sharing	-	-	-	-
Restricted grants-in-aid	-	-	-	-
Federal grants	-	-	-	-
TOTAL REVENUES	<u>6,906,000</u>	<u>8,158,233</u>	<u>8,445,016</u>	<u>286,783</u>
<b><u>EXPENDITURES</u></b>				
Current:				
Instruction:				
Regular education programs	-	-	-	-
Special education programs	-	-	-	-
Other education programs	3,173,100	3,045,257	2,412,832	632,425
Support:				
Pupil support services	2,042,600	1,828,348	1,664,120	164,228
Instructional staff services	580,200	528,000	410,419	117,581
General administration services	56,000	56,000	84,190	(28,190)
School administration services	425,200	382,915	259,266	123,649
Business and central services	-	-	-	-
Plant operations and maintenance	95,000	95,000	92,263	2,737
Transportation	-	56	1,913	(1,857)
Community service operations	-	-	-	-
Child Nutrition	-	-	-	-
Appropriations:				
Charter schools - Type 1	-	-	-	-
Charter schools - Type 2	-	-	-	-
Office of Juvenile Justice	-	-	-	-
Recovery School District	-	-	-	-
COVID-19 Stipends	-	-	-	-
Facilities and acquisition	-	-	-	-
Debt service - Principal retirement	-	-	-	-
Debt service - Interest and bank charges	-	-	-	-
TOTAL EXPENDITURES	<u>6,372,100</u>	<u>5,935,576</u>	<u>4,925,003</u>	<u>1,010,573</u>
(DEFICIENCY) EXCESS OF REVENUES OVER (UNDER) EXPENDITURES	<u>533,900</u>	<u>2,222,657</u>	<u>3,520,013</u>	<u>1,297,356</u>
<b><u>OTHER FINANCING SOURCES (USES)</u></b>				
Transfers in	-	-	-	-
Transfers out	-	-	-	-
TOTAL OTHER FINANCING SOURCES (USES)	<u>-</u>	<u>-</u>	<u>-</u>	<u>-</u>
NET CHANGE IN FUND BALANCE	533,900	2,222,657	3,520,013	1,297,356
Fund balance, June 30, 2021	<u>3,558,902</u>	<u>3,558,902</u>	<u>3,558,902</u>	<u>-</u>
FUND BALANCE, JUNE 30, 2022	<u>\$ 4,092,802</u>	<u>\$ 5,781,559</u>	<u>\$ 7,078,915</u>	<u>\$ 1,297,356</u>

**EAST BATON ROUGE PARISH SCHOOL SYSTEM**

**Baton Rouge, Louisiana**

**PROPOSITION 3- COMPENSATION FUND**

**BUDGETARY COMPARISON SCHEDULE**

**FISCAL YEAR ENDED JUNE 30, 2022**

	<u>Original</u>	<u>Final</u>	<u>Actual</u>	<u>Variance with Final Budget</u>
<b><u>REVENUES</u></b>				
Local sources:				
Ad valorem taxes	\$ -	\$ -	\$ -	\$ -
Sales and use taxes	31,413,000	41,279,034	43,229,889	1,950,855
Earnings on investments	86,000	4,200	22,022	17,822
Extended day program tuition	-	-	-	-
Student activities	-	-	-	-
Other	32,000	40,000	53,683	13,683
State sources:				
Unrestricted state sources - other	-	-	-	-
Revenue sharing	-	-	-	-
Restricted grants-in-aid	-	-	-	-
Federal grants	-	-	-	-
TOTAL REVENUES	<u>31,531,000</u>	<u>41,323,234</u>	<u>43,305,594</u>	<u>1,982,360</u>
<b><u>EXPENDITURES</u></b>				
Current:				
Instruction:				
Regular education programs	14,390,800	14,901,118	14,613,072	288,046
Special education programs	6,867,400	6,000,666	6,017,123	(16,457)
Other education programs	2,005,900	2,080,121	2,089,008	(8,887)
Support:				
Pupil support services	3,245,290	3,162,957	3,176,049	(13,092)
Instructional staff services	1,397,600	1,428,959	1,470,740	(41,781)
General administration services	462,800	441,495	693,783	(252,288)
School administration services	2,577,200	2,508,029	2,621,010	(112,981)
Business and central services	927,600	977,811	1,019,218	(41,407)
Plant operations and maintenance	65,000	67,804	71,486	(3,682)
Transportation	1,965,500	1,675,771	1,650,983	24,788
Community service operations	-	-	-	-
Child nutrition	-	-	-	-
Appropriations:				
Charter schools - Type 1	-	-	-	-
Charter schools - Type 2	-	-	-	-
Office of Juvenile Justice	-	-	-	-
Recovery School District	-	-	-	-
COVID-19 Stipends	-	-	-	-
Facilities and acquisition	-	-	-	-
Debt service - Principal retirement	-	-	-	-
Debt service - Interest and bank charges	-	-	-	-
TOTAL EXPENDITURES	<u>33,905,090</u>	<u>33,244,731</u>	<u>33,422,472</u>	<u>(177,741)</u>
(DEFICIENCY) EXCESS OF REVENUES OVER (UNDER) EXPENDITURES	<u>(2,374,090)</u>	<u>8,078,503</u>	<u>9,883,122</u>	<u>1,804,619</u>
<b><u>OTHER FINANCING SOURCES (USES)</u></b>				
Transfers in	-	-	-	-
Transfers out	-	-	-	-
TOTAL OTHER FINANCING SOURCES (USES)	<u>-</u>	<u>-</u>	<u>-</u>	<u>-</u>
NET CHANGE IN FUND BALANCE	<u>(2,374,090)</u>	<u>8,078,503</u>	<u>9,883,122</u>	<u>1,804,619</u>
Fund balance, June 30, 2021	<u>9,610,550</u>	<u>9,610,550</u>	<u>9,610,550</u>	<u>-</u>
FUND BALANCE, JUNE 30, 2022	<u>\$ 7,236,460</u>	<u>\$ 17,689,053</u>	<u>\$ 19,493,672</u>	<u>\$ 1,804,619</u>

**EAST BATON ROUGE PARISH SCHOOL SYSTEM**

**Baton Rouge, Louisiana**

**CHILD NUTRITION FUND**

**BUDGETARY COMPARISON SCHEDULE**

**FISCAL YEAR ENDED JUNE 30, 2022**

	<u>Original</u>	<u>Final</u>	<u>Actual</u>	<u>Variance with Final Budget</u>
<b><u>REVENUES</u></b>				
Local sources:				
Ad valorem taxes	\$ -	\$ -	\$ -	\$ -
Sales and use taxes	-	-	-	-
Earnings on investments	-	-	-	-
Extended day program tuition	-	-	-	-
Student activities	-	-	-	-
Other	965,500	1,170,070	390,456	(779,614)
State sources:				
Unrestricted state sources - other	500,000	750,000	750,000	-
Revenue sharing	-	-	-	-
Restricted grants-in-aid	-	-	-	-
Federal grants	27,900,000	40,154,114	40,512,888	358,774
TOTAL REVENUES	<u>29,365,500</u>	<u>42,074,184</u>	<u>41,653,344</u>	<u>(420,840)</u>
<b><u>EXPENDITURES</u></b>				
Current:				
Instruction:				
Regular education programs	-	-	-	-
Special education programs	-	-	-	-
Other education programs	-	-	-	-
Support:				
Pupil support services	-	-	-	-
Instructional staff services	-	-	-	-
General administration services	-	-	-	-
School administration services	-	-	-	-
Business and central services	-	-	-	-
Plant operations and maintenance	-	-	-	-
Transportation	-	-	-	-
Community service operations	-	-	-	-
Child nutrition	29,093,573	39,355,263	39,403,611	(48,348)
Appropriations:				
Charter schools - Type 1	-	-	-	-
Charter schools - Type 2	250,000	418,000	61,434	356,566
Office of Juvenile Justice	-	-	-	-
Recovery School District	-	-	-	-
COVID-19 Stipends	-	-	-	-
Facilities and acquisition	-	-	-	-
Debt service - Principal retirement	-	-	-	-
Debt service - Interest and bank charges	-	-	-	-
TOTAL EXPENDITURES	<u>29,343,573</u>	<u>39,773,263</u>	<u>39,465,045</u>	<u>308,218</u>
(DEFICIENCY) EXCESS OF REVENUES OVER (UNDER) EXPENDITURES	<u>21,927</u>	<u>2,300,921</u>	<u>2,188,299</u>	<u>(112,622)</u>
<b><u>OTHER FINANCING SOURCES (USES)</u></b>				
Transfers in	-	-	-	-
Transfers out	-	-	-	-
TOTAL OTHER FINANCING SOURCES (USES)	<u>-</u>	<u>-</u>	<u>-</u>	<u>-</u>
NET CHANGE IN FUND BALANCE	21,927	2,300,921	2,188,299	(112,622)
Fund balance, June 30, 2021	<u>1,169,037</u>	<u>1,169,037</u>	<u>1,169,037</u>	<u>-</u>
FUND BALANCE, JUNE 30, 2022	<u>\$ 1,190,964</u>	<u>\$ 3,469,958</u>	<u>\$ 3,357,336</u>	<u>\$ (112,622)</u>

**EAST BATON ROUGE PARISH SCHOOL SYSTEM**

**Baton Rouge, Louisiana**

**ESSERF**

**BUDGETARY COMPARISON SCHEDULE**

**FISCAL YEAR ENDED JUNE 30, 2022**

	<u>Original</u>	<u>Final</u>	<u>Actual</u>	<u>Variance with Final Budget</u>
<b><u>REVENUES</u></b>				
Local sources:				
Ad valorem taxes	\$ -	\$ -	\$ -	\$ -
Sales and use taxes	-	-	-	-
Earnings on investments	-	-	-	-
Extended day program tuition	-	-	-	-
Student activities	-	-	-	-
Other	-	-	-	-
State sources:				
Unrestricted state sources - other	-	-	-	-
Revenue sharing	-	-	-	-
Restricted grants-in-aid	-	-	-	-
Federal grants	81,707,705	81,707,705	70,668,481	(11,039,224)
TOTAL REVENUES	<u>81,707,705</u>	<u>81,707,705</u>	<u>70,668,481</u>	<u>(11,039,224)</u>
<b><u>EXPENDITURES</u></b>				
Current:				
Instruction:				
Regular education programs	24,635,357	24,635,357	20,374,476	4,260,881
Special education programs	541,299	541,299	883,590	(342,291)
Other education programs	16,867,954	16,867,954	13,740,462	3,127,492
Support:				
Pupil support services	2,695,953	2,695,953	3,449,770	(753,817)
Instructional staff services	20,466,760	20,466,760	15,747,502	4,719,258
General administration services	276	276	17,161	(16,885)
School administration services	34,316	34,316	89,825	(55,509)
Business and central services	334,482	334,482	299,599	34,883
Plant operations and maintenance	1,232,916	1,232,916	856,320	376,596
Transportation	49,666	49,666	155,356	(105,690)
Community service operations	-	-	-	-
Child nutrition	363,986	363,986	712,002	(348,016)
Appropriations:				
Charter schools - Type 1	-	-	-	-
Charter schools - Type 2	-	-	-	-
Office of Juvenile Justice	-	-	-	-
Recovery School District	-	-	-	-
COVID-19 Stipends	-	-	-	-
Facilities and acquisition	-	-	-	-
Debt service - Principal retirement	-	-	-	-
Debt service - Interest and bank charges	-	-	-	-
TOTAL EXPENDITURES	<u>67,222,965</u>	<u>67,222,965</u>	<u>56,326,063</u>	<u>10,896,902</u>
(DEFICIENCY) EXCESS OF REVENUES OVER (UNDER) EXPENDITURES	<u>14,484,740</u>	<u>14,484,740</u>	<u>14,342,418</u>	<u>(142,322)</u>
<b><u>OTHER FINANCING SOURCES (USES)</u></b>				
Transfers in	-	-	-	-
Transfers out	(14,484,740)	(14,484,740)	(14,342,418)	142,322
TOTAL OTHER FINANCING SOURCES (USES)	<u>(14,484,740)</u>	<u>(14,484,740)</u>	<u>(14,342,418)</u>	<u>142,322</u>
NET CHANGE IN FUND BALANCE	-	-	-	-
Fund balance, June 30, 2021	-	-	-	-
FUND BALANCE, JUNE 30, 2022	<u>\$ -</u>	<u>\$ -</u>	<u>\$ -</u>	<u>\$ -</u>



**EAST BATON ROUGE PARISH SCHOOL SYSTEM**  
**Baton Rouge, Louisiana**

**NOTES TO REQUIRED SUPPLEMENTAL INFORMATION**

**1. BUDGET AND BUDGETARY ACCOUNTING**

The School System follows these procedures in establishing the budgetary data reflected in the financial statements:

The General Fund and the Special Revenue Funds are the only funds with legally required budgets. The General Fund budget and the Special Revenue Funds' budgets are adopted on an annual basis. These budgets include proposed expenditures and the means of financing them.

The Capital Projects fund's budget is adopted on a project basis, since such projects may be started and completed at any time during the year or may extend beyond one fiscal year and is not required to be presented as supplementary information and therefore not included in these statements.

While the Local Government Budget Act (LGBA) Revised Statute 39:1301-1315 directs school systems as to the manner in which the budget of the school system should be adopted, implemented and amended, Revised Budget Statute 17:414.2 sets forth the regulations for school activity funds. The provisions applicable to the School System in the Local Government Budget Act do not apply to school activity funds; therefore, school activity funds are not required to be part of the budgeting process. As such, there is no budgetary comparison for the School Activity Fund included within these statements.

Prior to September 15, the Superintendent submits to the Finance Committee a proposed annual appropriated budget for the General Fund for the fiscal year commencing the prior July 1. Public hearings are conducted to obtain taxpayer comments. Upon submission to the Board, the General Fund budget is legally enacted through adoption by the Board. Formal budgetary integration is employed as a management control device during the year for the General Fund and Special Revenue Funds. For the Capital Projects Fund, the level of budget control is at the fund, department or project level, and expenditures/encumbrances by policy should not exceed appropriations. The School System approves budgets at the fund level, and the Superintendent is authorized to transfer amounts between line items within any fund.

Budgets are prepared on the modified accrual basis of accounting. Unencumbered appropriations in the General Fund lapse at the end of the fiscal year. Encumbered appropriations at year end that have been approved by the Board are generally expended during the next fiscal year's operations, assuming that the underlying liability is ultimately incurred. Budgeted amounts are as originally adopted or as amended by the Board. Legally, the Board must adopt a balanced budget; that is, total budgeted revenues and other financing sources including fund balance must equal or exceed total budgeted expenditures and other financing uses. State statutes require the School System to amend its budgets when revenues plus projected revenues within a fund are expected to be less than budgeted revenues by five percent or more and/or expenditures within a fund are expected to exceed budgeted expenditures by five percent or more. The School System amended its General Fund budget once during the year, reflecting an increase of total budgeted revenues of approximately \$18.3 million and an increase of total budgeted expenditures of approximately \$8.3 million.

Special Revenue Funds' budgets that are not grant-oriented have annual appropriated budgets adopted prior to September 15 by the Board. Grant Funds are included in Special Revenue Funds, and their budgets are adopted at the time the grant applications are approved by the grantor. Unencumbered appropriations of grant-oriented Special Revenue Funds are reappropriated at the beginning of the following fiscal year. Unencumbered appropriations of certain non grant-oriented Special Revenue Funds lapse at the end of the fiscal year. Special Revenue Funds' budgets were amended for insignificant amounts as necessary to comply with state law.

**EAST BATON ROUGE PARISH SCHOOL SYSTEM**  
**Baton Rouge, Louisiana**

**NOTES TO REQUIRED SUPPLEMENTAL INFORMATION**

2. **CHANGES IN BENEFIT TERMS AND ASSUMPTIONS RELATED TO DEFINED PENSION PLANS**

**Changes of Benefit Terms include:**

Following is a listing of changes in benefit terms, as applicable, for the three pension plans for the years presented.

Teachers Retirement System of Louisiana and Louisiana State Employees' Retirement System

- 2015 - A 1.5% COLA, effective July 1, 2014, provided by Act 204 of the 2014 Louisiana Regular Legislative Session
- 2016 - Members employed on or after July 1, 2015 – can retire at age 62 with a 2.5% benefit factor with at least 5 years of service credit or at any age after 20 years of service credit (actuarially reduced)
- 2017 - A 1.5% COLA, effective July 1, 2016, provided by Acts 93 and 512 of the 2016 Louisiana Regular Legislative Session

Louisiana School Employees Retirement System

- 2016 - Act 93 of the 2016 provides for an up to 2.0% COLA on the first \$60,000 of a recipient's benefit for eligible members effective 7/1/16.

Louisiana State Employees' Retirement System

- 2015 – A 1.5% COLA, effective July 1, 2014, provided by Act 204 of the 2014 Louisiana Regular Legislative Session
- 2015 – Improved benefits for certain members employed by the Office of Adult and Parole within the Department of Public Safety and Corrections per Act 852 of 2014
- 2016 – Members employed on or after July 1, 2015 – can retire at age 62 with a 2.5% benefit factor with at least 5 years of service credit or at any age after 20 years of service credit (actuarially reduced)
- 2017 – A 1.5% COLA, effective July 1, 2016, provided by Acts 93 and 512 of the 2016 Louisiana Regular Legislative Session
- 2017 – Added benefits for members of the Harbor Police Retirement System which was merged with LASERS effective July 1, 2015

**EAST BATON ROUGE PARISH SCHOOL SYSTEM**  
**Baton Rouge, Louisiana**

**NOTES TO REQUIRED SUPPLEMENTAL INFORMATION**

2. **CHANGES IN BENEFIT TERMS AND ASSUMPTIONS RELATED TO DEFINED PENSION PLANS** (continued)

**Changes of Assumptions**

The following discount rate changes were made to the pension plans identified in the following table:

Discount Rate:

<u>Year (*)</u>	<u>Rate</u>	<u>Change</u>	<u>Year (*)</u>	<u>Rate</u>	<u>Change</u>
<u>TRSL</u>			<u>LSERS</u>		
2021	7.400%	-0.050%	2021	6.900%	-0.100%
2020	7.450%	-0.100%	2020	7.000%	0.000%
2019	7.550%	-0.100%	2019	7.000%	-0.062%
2018	7.650%	-0.050%	2018	7.063%	-0.063%
2017	7.700%	-0.050%	2017	7.125%	0.125%
2016	7.750%	0.000%	2016	7.000%	-0.250%
2015	7.750%		2015	7.250%	
<u>LASERS</u>					
2021	7.400%	-0.150%			
2020	7.550%	-0.050%			
2019	7.600%	-0.050%			
2018	7.650%	-0.050%			
2017	7.700%	-0.050%			
2016	7.750%	0.000%			
2015	7.750%				

The following inflation rate changes were made to the pension plans identified in the following table:

Inflation Rate:

<u>Year (*)</u>	<u>Rate</u>	<u>Change</u>	<u>Year (*)</u>	<u>Rate</u>	<u>Change</u>
<u>TRSL</u>			<u>LSERS</u>		
2021	2.300%	0.000%	2021	2.500%	0.000%
2020	2.300%	-0.200%	2020	2.500%	0.000%
2019	2.500%	0.000%	2019	2.500%	0.000%
2018	2.500%	-0.125%	2018	2.500%	-0.125%
2017	2.625%	0.125%	2017	2.625%	0.000%
2016	2.500%	0.000%	2016	2.625%	-0.125%
2015	2.500%		2015	2.750%	
<u>LASERS</u>					
2021	2.300%	0.000%			
2020	2.300%	-0.200%			
2019	2.500%	-0.250%			
2018	2.750%	0.000%			
2017	2.750%	-0.250%			
2016	3.000%	0.000%			
2015	3.000%				

**EAST BATON ROUGE PARISH SCHOOL SYSTEM**  
**Baton Rouge, Louisiana**

**NOTES TO REQUIRED SUPPLEMENTAL INFORMATION**

2. **CHANGES IN BENEFIT TERMS AND ASSUMPTIONS RELATED TO DEFINED PENSION PLANS** (continued)

**Changes of Assumptions** (continued)

The following changes to projected salary increases were made to the pension plans identified in the following table:  
Salary Increases:

<u>Year (*)</u>	<u>Range</u>		
<u>TRSL</u>		<u>LSERS</u>	
2021	No change	2021	No change
2020	3.10% to 4.60% for various member types	2020	No change
2019	No change	2019	No change
2018	3.30% to 4.80% for various member types	2018	3.25%
2017	No change	2017	3.075% to 5.375%
2016	3.50% to 10.00% for various member types	2016	3.200% to 5.500%
 <u>LASERS</u>			
2021	No change		
2020	2.60% to 13.80% for various member types		
2019	2.80% to 14.00% for various member types		
2018	No change		
2017	2.80% to 14.30% for various member types		
2016	3.00% to 14.50% for various member types		

(\*) The amounts presented have a measurement date of the previous fiscal year end.

**EAST BATON ROUGE PARISH SCHOOL SYSTEM**  
**Baton Rouge, Louisiana**

**NOTES TO REQUIRED SUPPLEMENTAL INFORMATION**

**3. CHANGES IN BENEFIT TERMS AND ASSUMPTIONS RELATED TO HEALTH PLAN**

Benefit changes: There were no changes in benefit terms for the year ended June 30, 2022 or June 30, 2021.

Changes in assumptions: The discount rate changed from 1.92% to 3.54% for the year ended June 30, 2022. The discount rate changed from 2.45% to 1.92% for the year ended June 30, 2021. The average remaining service life changed from 5 years to 7.4 years for the year ended June 30, 2022. The mortality table was changed from RP-2014 base table projected using Scale MP-2014 to the PUB-2020 mortality table, projected using Scale MP-2021 to reflect a more recent mortality study.

The following changes were made to the OPEB plans assumptions identified in the following table:

Year	Discount Rate	Mortality	Healthcare Trend	Salary Scale
2022	3.54%	PUB-2020 headcount using Scale MP-2021	Variable beginning at 7% and grading down 0.25% per year until reaching 4%	2.30%
2021	1.92%	RP-2014	5.5% annually for 10 years, 4.5% thereafter	4.00%
2020	2.45%	RP-2014	5.5% annually for 10 years, 4.5% thereafter	4.00%
2019	3.13%	RP-2014	5.5% annually	4.00%
2018	3.62%	RP-2000	5.5% annually	3.00%

The following were changes in expected and actual experience:

Year	Average Remaining Service Life
2022	7.4
2021	5.0
2020	5.0
2019	9.0
2018	9.0

Page Intentionally Blank



# Supplemental Information



2021-2022 Annual Comprehensive Financial Report







# Combining Individual Fund Statements Schedules



2021-2022 Annual Comprehensive Financial Report



**EAST BATON ROUGE PARISH SCHOOL SYSTEM**  
**Baton Rouge, Louisiana**

**NON-MAJOR GOVERNMENTAL FUND DESCRIPTIONS**

**TITLE II**

*Title II* increases student academic achievement through strategies such as improving teacher and principal quality and increasing the number of highly qualified teachers in the classroom and highly qualified principals and assistant principals in schools. The program also holds local educational agencies and schools accountable for improvements in student academic achievement.

**EXCEPTIONAL EDUCATION PROGRAM**

The *Individuals with Disabilities Education Act (IDEA)* is a federally-financed program providing free appropriate education for all identified handicapped children from 3 to 21 years of age in the least restrictive environment. High Cost Services funding addresses concerns that costs for services for children with the most significant disabilities negatively impact the resources of districts, thus making it difficult to provide individualized support and services necessary for students to thrive in the education setting.

**GEAR UP BATON ROUGE**

*Gear Up Baton Rouge* is a systemic effort to change teaching and learning in two middle schools with students who qualify in overwhelming numbers for free and reduced lunch. The goals of the grant are: 1) Increase articulation success through primary and secondary education and into post secondary education; 2) Increase high school graduation and post secondary education attendance rates within low income student populations; 3) Increase academic performance of low income students; 4) Enhance school academic and curricular reforms through professional development for teachers and through active involvement in school improvement teams; 5) Provide for project evaluation; 6) Coordinate project dissemination at the local, state, regional, and national levels.

**STATE GRANTS**

The *State Grants Fund* is used to account for special grants received from various departments of the State of Louisiana.

**ALCOHOL AND DRUG ABUSE**

The *Alcohol and Drug Abuse Prevention Fund* sponsors the prevention of alcohol and drug abuse among children of East Baton Rouge Parish schools. It is funded by ad valorem taxes and donations.

**CAREER AND TECHNICAL EDUCATION**

The *Career and Technical Education Fund* accounts for a program designed to administer various vocational programs which provide vocational training and assistance.

**TITLE X**

The *Homeless Fund* ensures that all homeless children and youth have equal access to the same free, appropriate public education available to other children. The *Education for Homeless Children and Youth* program provides assistance to States, Outlying Areas, and the Bureau of Indian Education (BIE) to: (1) establish or designate an Office of Coordinator of Education of Homeless Children and Youths; (2) develop and carry out a State plan for the education of homeless children; and (3) make subgrants to local educational agencies to support the education of those children.

**EAST BATON ROUGE PARISH SCHOOL SYSTEM**  
**Baton Rouge, Louisiana**

**NON-MAJOR GOVERNMENTAL FUND DESCRIPTIONS** (continued)

**GEAUX CLEAN**

Authority for Clean Diesel funding comes from the Diesel Emissions Reduction Act, part of the Energy Policy Act of 2005. As stipulated in the Act:

- Seventy percent of the DERA appropriation is to be used for national competitive grants and rebates to fund projects that use EPA or California Air Resources Board (CARB) verified or certified diesel emission reduction technologies.
- Thirty percent of the DERA appropriation is allocated to the states and territories to fund programs for clean diesel projects. Base funding is distributed to states and territories using a formula based on overall participation. Additional incentive funding is available to states and territories that provide matching funds.

Diesel Emissions Reduction Act Grants (DERA 2012-2016): The Diesel Emissions Reduction Act of 2010 (PDF)(7 pp, 133 K, January 2011, About PDF) reauthorized DERA grants to eligible entities for projects that reduce emissions from existing diesel engines. The bill authorizes up to \$100 million annually for FY2012 through FY2016 and allows for new funding mechanisms, including rebates.

The School System will use these funds to purchase clean-burning buses that produce less exhaust.

**LDH COVID-19 TESTING**

The *LDH COVID-19 Testing Fund* is a grant to keep COVID-19 from spreading through the School System, infecting the unvaccinated children and teachers and shutting down extracurricular activities or an entire school. Funding is provided through the Louisiana Department of Health to support students by providing healthcare opportunities that are at no cost to schools, families or students.

**TANF AND ECE (Temporary Assistance for Needy Families and Early Childhood Education)**

The *Pre-GED/Skills Option Program* is a comprehensive counseling and guidance program with components for pre-GED academic, workplace readiness and skills instructions for students who are at risk of dropping out of high school.

*Starting Points/Early Childhood Development* provides full day, before and after school preschool instruction and care for at-risk four-year old students.

**CONTINUING EDUCATION**

The *Continuing Education Fund* is a program which offers higher education opportunities to persons who are age 16 and older.

**BRBYTES**

BRBytes was formed through a Research Practitioner Partnership between the East Baton Rouge Parish School System (EBRPSS) and Louisiana State University (LSU) to bridge the gap in computer science and computational thinking education in Louisiana. The program does this by developing and implementing several middle and high school courses in EBRPSS and the State of Louisiana. The BRBytes curriculum offers an array of courses that teach students skills to be successful in the 21<sup>st</sup> century job market. These courses fit the interests of a variety of students by providing education on different subjects, such as cybersecurity, programming, and data manipulation and analysis.

**EAST BATON ROUGE PARISH SCHOOL SYSTEM**  
**Baton Rouge, Louisiana**

**NON-MAJOR GOVERNMENTAL FUND DESCRIPTIONS** (continued)

**MAGNET SCHOOL ASSISTANCE PROGRAM**

The Magnet Schools Assistance program provides grants to eligible local educational agencies to establish and operate magnet schools that are operated under a court-ordered or federally approved voluntary desegregation plan. These grants assist in the desegregation of public schools by supporting the elimination, reduction, and prevention of minority group isolation in elementary and secondary schools with substantial numbers of minority group students. In order to meet the statutory purposes of the program, projects also must support the development and implementation of magnet schools that assist in the achievement of systemic reforms and provide all students with the opportunity to meet challenging academic content and student academic achievement standards. Projects support the development and design of innovative education methods and practices that promote diversity and increase choices in public education programs. The program supports capacity development—the ability of a school to help all its students meet more challenging standards—through professional development and other activities that will enable the continued operation of the magnet schools at a high performance level after funding ends. Finally, the program supports the implementation of courses of instruction in magnet schools that strengthen students’ knowledge of academic subjects and their grasp of tangible and marketable vocational skills.

**LOCAL GRANTS**

Grants from various private foundations provide additional support for educational programs. Program areas include teacher mini-grants, math improvement, remediation, staff development and homeless youth activities.

**TITLE IV**

The Every Student Succeeds Act (ESSA) was signed into law in December 2015. It reauthorized the Elementary and Secondary Education Act of 1965 (ESEA). Newly authorized under subpart 1 of Title IV, Part A of the ESEA is the Student Support and Academic Enrichment (SSAE) program. The SSAE program is intended to improve students’ academic achievement by increasing the capacity of State educational agencies (SEAs), local educational agencies (LEAs), and local communities to provide all students with access to a well-rounded education; improve school conditions for student learning; and improve the use of technology to improve the academic achievement and digital literacy of all students.

**SUMMER SCHOOL**

The *Summer School Program* is designed to provide summer programs enabling students who have failed subjects to remove deficiencies, enroll in courses to enrich their educational experiences, and to enable students to take additional courses in order to meet graduation requirements. Revenues for the fund are generated through a registration fee charged to each student for each class taken.

**WBRH RADIO STATION TRAINING PROGRAM**

The *WBRH Radio Station Training Program Fund* accounts for the operations of the radio station and the training of students involved in radio training.

**TECHNOLOGY LITERACY CHALLENGE (Title III)**

*Title III* is a provision of the federally legislated Goals 2001: Educate America Act. The funds provide instructional and technical training for classroom teachers.

**EAST BATON ROUGE PARISH SCHOOL SYSTEM**  
**Baton Rouge, Louisiana**

**NON-MAJOR GOVERNMENTAL FUND DESCRIPTIONS** (continued)

**STRIVING READERS COMPREHENSIVE LITERACY**

The *Striving Readers Fund* is used to increase literacy achievement for all students in federal systems, birth through grade 12. The funds are used to create sustainable systems that support implementation of Common Core State Standards and focus on: (1) School Leader and Teacher Learning Targets; (2) Assessment and Curriculum; (3) School and Teacher Collaboration; and (4) Compass Observation and Feedback.

**LOUISIANA HEALTHY SCHOOL COMMUNITIES PROJECT**

Louisiana has been selected to receive a federal grant by the Centers for Disease Control and Prevention to improve student health and academic achievement through nutrition, physical activity, and the management of students' chronic health conditions.

**21<sup>st</sup> CENTURY COMMUNITY LEARNING**

The 21st Century Community Learning program supports the creation of community learning centers that provide academic enrichment opportunities during non-school hours for children, particularly students who attend high-poverty and low-performing schools. The program helps students meet state and local student standards in core academic subjects, such as reading and math; offers students a broad array of enrichment activities that can complement their regular academic programs; and offers literacy and other educational services to the families of participating children.

**LSU EDUCATION INNOVATION AND RESEARCH (EIR)**

The LSU EIR grant provides funds that will assist in a modern approach to the integration of programming and mathematics in curriculum for students.

**SCHOOL ACTIVITY ACCOUNTS**

School Activity Funds were created by R.S. 17:414.3, which mandates that every public-school principal to maintain a school fund for the management of any money that accrues to benefit the school and its students. These funds account for the transactions of the student activity accounts maintained at the respective schools.

Page Intentionally Blank

**EAST BATON ROUGE PARISH SCHOOL SYSTEM**

**Baton Rouge, Louisiana**

**NON-MAJOR GOVERNMENTAL FUNDS-**

**COMBINING BALANCE SHEET**

**JUNE 30, 2022**

	<u>Title II</u>	<u>Exceptional Education Program</u>	<u>Gear Up Baton Rouge</u>	<u>State Grants</u>	<u>Alcohol and Drug Abuse</u>
<b><u>ASSETS</u></b>					
Cash	\$ -	\$ -	\$ -	\$ 2,247,209	\$ 4,243,891
Receivables:					
Accounts	3,239	-	75	-	15,805
Sales tax	-	-	-	-	-
Ad valorem tax	-	-	-	-	7,250
Due from other funds	-	-	-	-	-
Due from other governments	552,495	2,547,369	235,018	1,793,976	-
TOTAL ASSETS	<u>\$ 555,734</u>	<u>\$ 2,547,369</u>	<u>\$ 235,093</u>	<u>\$ 4,041,185</u>	<u>\$ 4,266,946</u>
<b><u>LIABILITIES AND FUND BALANCES</u></b>					
Liabilities:					
Accounts payable	187,951	299,443	25,095	-	41,414
Salaries payable	-	263	-	-	-
Due to other funds	367,783	2,247,663	209,998	952,380	-
Unearned revenues	-	-	-	222	1,900
TOTAL LIABILITIES	<u>555,734</u>	<u>2,547,369</u>	<u>235,093</u>	<u>952,602</u>	<u>43,314</u>
Fund balances:					
Restricted	-	-	-	3,088,583	4,223,632
Assigned	-	-	-	-	-
TOTAL FUND BALANCES	<u>-</u>	<u>-</u>	<u>-</u>	<u>3,088,583</u>	<u>4,223,632</u>
TOTAL LIABILITIES AND FUND BALANCES	<u>\$ 555,734</u>	<u>\$ 2,547,369</u>	<u>\$ 235,093</u>	<u>\$ 4,041,185</u>	<u>\$ 4,266,946</u>



Career and Technical Education	Title X	Geaux Clean	LDH COVID-19 Testing	TANF and ECE	Continuing Education	BRBYTES
\$ -	\$ -	\$ -	\$ 932,270	\$ 31,484	\$ -	\$ -
2,107	-	-	-	-	-	-
-	-	-	-	-	-	-
-	-	-	-	-	-	-
-	-	-	-	-	-	-
37,434	89,940	-	-	437,686	67,866	-
<u>\$ 39,541</u>	<u>\$ 89,940</u>	<u>\$ -</u>	<u>\$ 932,270</u>	<u>\$ 469,170</u>	<u>\$ 67,866</u>	<u>\$ -</u>
2,479	6,826	-	-	1,086	2,595	-
-	-	-	-	-	-	-
37,062	83,114	-	-	426,900	65,271	-
-	-	-	932,270	41,184	-	-
<u>39,541</u>	<u>89,940</u>	<u>-</u>	<u>932,270</u>	<u>469,170</u>	<u>67,866</u>	<u>-</u>
-	-	-	-	-	-	-
-	-	-	-	-	-	-
-	-	-	-	-	-	-
<u>\$ 39,541</u>	<u>\$ 89,940</u>	<u>\$ -</u>	<u>\$ 932,270</u>	<u>\$ 469,170</u>	<u>\$ 67,866</u>	<u>\$ -</u>

(Continued)

**EAST BATON ROUGE PARISH SCHOOL SYSTEM**

**Baton Rouge, Louisiana**

**NON-MAJOR GOVERNMENTAL FUNDS-**

**COMBINING BALANCE SHEET**

**JUNE 30, 2022**

	<u>Magnet Schools Assistance Program</u>	<u>Local Grants</u>	<u>Title IV</u>	<u>Summer School</u>
<b><u>ASSETS</u></b>				
Cash	\$ -	\$ 258,928	\$ -	\$ 182,216
Receivables:				
Accounts	2,086	248,646	490	-
Sales tax	-	-	-	-
Ad valorem tax	-	-	-	-
Due from other funds	-	-	-	-
Due from other governments	244,260	-	210,414	-
TOTAL ASSETS	<u>\$ 246,346</u>	<u>\$ 507,574</u>	<u>\$ 210,904</u>	<u>\$ 182,216</u>
<b><u>LIABILITIES AND FUND BALANCES</u></b>				
Liabilities:				
Accounts payable	33,223	6,663	15,413	111
Salaries payable	-	-	-	-
Due to other funds	213,123	173,299	195,491	-
Unearned revenues	-	-	-	-
TOTAL LIABILITIES	<u>246,346</u>	<u>179,962</u>	<u>210,904</u>	<u>111</u>
Fund balances:				
Restricted	-	327,612	-	-
Assigned	-	-	-	182,105
TOTAL FUND BALANCES	<u>-</u>	<u>327,612</u>	<u>-</u>	<u>182,105</u>
<b>TOTAL LIABILITIES AND FUND BALANCES</b>	<u>\$ 246,346</u>	<u>\$ 507,574</u>	<u>\$ 210,904</u>	<u>\$ 182,216</u>

WBRH Radio Station Training Program	Literacy Challenge (Title III)	Striving Readers Comprehensive Literacy	Louisiana Healthy Schools	21st Century Community Learning	LSU Education Innovation and Research	School Activity Accounts	Total
\$ 296,461	\$ -	\$ -	\$ -	\$ -	\$ -	\$ 7,445,465	\$ 15,637,924
4,350	-	-	1,070	5,733	-	-	283,601
-	-	-	-	-	-	-	-
-	-	-	-	-	-	-	7,250
-	-	-	-	-	-	-	-
-	35,495	2,062,434	12,935	211,124	51,966	-	8,590,412
<u>300,811</u>	<u>\$ 35,495</u>	<u>\$ 2,062,434</u>	<u>\$ 14,005</u>	<u>\$ 216,857</u>	<u>\$ 51,966</u>	<u>\$ 7,445,465</u>	<u>\$ 24,519,187</u>
3,867	3,522	395,526	3,493	26,234	-	-	1,054,941
-	-	-	-	-	-	-	263
-	31,973	1,666,908	10,512	190,623	51,966	-	6,924,066
-	-	-	-	-	-	-	975,576
<u>3,867</u>	<u>35,495</u>	<u>2,062,434</u>	<u>14,005</u>	<u>216,857</u>	<u>51,966</u>	<u>-</u>	<u>8,954,846</u>
-	-	-	-	-	-	7,445,465	15,085,292
296,944	-	-	-	-	-	-	479,049
<u>296,944</u>	<u>-</u>	<u>-</u>	<u>-</u>	<u>-</u>	<u>-</u>	<u>7,445,465</u>	<u>15,564,341</u>
<u>\$ 300,811</u>	<u>\$ 35,495</u>	<u>\$ 2,062,434</u>	<u>\$ 14,005</u>	<u>\$ 216,857</u>	<u>\$ 51,966</u>	<u>\$ 7,445,465</u>	<u>\$ 24,519,187</u>

(Concluded)

**EAST BATON ROUGE PARISH SCHOOL SYSTEM**

**Baton Rouge, Louisiana**

**NON-MAJOR GOVERNMENTAL FUNDS**

**COMBINING STATEMENT OF REVENUES, EXPENDITURES AND CHANGES IN FUND BALANCE**

**FISCAL YEAR ENDED JUNE 30, 2022**

	Title II	Exceptional Education Program	Gear Up Baton Rouge	State Grants	Alcohol and Drug Abuse
<b><u>REVENUES</u></b>					
Local sources:					
Ad valorem taxes	\$ -	\$ -	\$ -	\$ -	\$ 2,934,305
Sales and use tax	-	-	-	-	-
Earnings on investments	-	-	-	-	-
Extended day tuition	-	-	-	-	-
Student activities	-	-	-	-	-
Other	-	-	-	-	14,869
State and federal:					
Unrestricted state sources - other	-	-	-	-	-
Intergovernmental revenues	-	-	-	-	-
Restricted grants-in-aid	-	-	-	7,827,422	-
Federal grants	2,559,379	10,835,639	326,246	-	-
TOTAL REVENUES	<u>2,559,379</u>	<u>10,835,639</u>	<u>326,246</u>	<u>7,827,422</u>	<u>2,949,174</u>
<b><u>EXPENDITURES</u></b>					
Current					
Instruction:					
Regular education programs	-	-	274,502	338,396	-
Special education programs	-	1,237,166	-	5,186	-
Other education programs	-	-	-	4,007,212	-
Support:					
Pupil support services	-	2,380,282	-	592,567	2,380,627
Instructional staff services	2,364,579	6,292,114	51,412	583,722	7,422
General administration services	546	2,185	-	619,466	82,882
School administration services	-	449	-	-	-
Business and central services	-	24,948	-	27,837	22,874
Plant operations and maintenance	-	11,060	-	-	23,604
Transportation	-	81,646	332	8,030	-
Child nutrition	-	-	-	-	-
TOTAL EXPENDITURES	<u>2,365,125</u>	<u>10,029,850</u>	<u>326,246</u>	<u>6,182,416</u>	<u>2,517,409</u>
(DEFICIENCY) EXCESS OF REVENUES OVER (UNDER) EXPENDITURES	<u>194,254</u>	<u>805,789</u>	<u>-</u>	<u>1,645,006</u>	<u>431,765</u>
<b><u>OTHER FINANCING SOURCES (USES)</u></b>					
Transfers in	-	-	-	-	-
Transfers out	(194,254)	(805,789)	-	(17,133)	(432,400)
TOTAL OTHER FINANCING SOURCES (USES)	<u>(194,254)</u>	<u>(805,789)</u>	<u>-</u>	<u>(17,133)</u>	<u>(432,400)</u>
NET CHANGE IN FUND BALANCE	-	-	-	1,627,873	(635)
Fund balance, June 30, 2021	-	-	-	1,460,710	4,224,267
FUND BALANCE, JUNE 30, 2022	<u>\$ -</u>	<u>\$ -</u>	<u>\$ -</u>	<u>\$ 3,088,583</u>	<u>\$ 4,223,632</u>

Career and Technical Education	Title X	Geaux Clean	LDH COVID-19 Testing	TANF and ECE	Continuing Education	BRBYTES
\$ -	\$ -	\$ -	\$ -	\$ -	\$ -	\$ -
-	-	-	-	-	-	-
-	-	-	-	-	-	-
-	-	-	-	-	-	-
-	-	-	-	-	-	-
-	-	-	-	-	-	-
-	-	-	-	-	-	-
694,016	212,049	510,895	238,730	2,632,923	439,930	68,106
<u>694,016</u>	<u>212,049</u>	<u>510,895</u>	<u>238,730</u>	<u>2,632,923</u>	<u>439,930</u>	<u>68,106</u>
-	-	-	-	-	-	-
-	-	-	-	-	-	-
659,558	98,732	-	-	439,545	399,363	-
-	88,260	-	238,730	167,012	-	-
34,185	-	-	-	801,217	19,777	68,106
131	-	-	-	1,214,356	-	-
-	-	-	-	-	-	-
93	4,488	-	-	9,999	-	-
-	-	-	-	796	-	-
49	4,475	510,895	-	-	-	-
-	-	-	-	-	-	-
694,016	195,955	510,895	238,730	2,632,925	419,140	68,106
<u>-</u>	<u>16,094</u>	<u>-</u>	<u>-</u>	<u>(2)</u>	<u>20,790</u>	<u>-</u>
-	-	-	-	2	-	-
-	(16,094)	-	-	-	(20,790)	-
<u>-</u>	<u>(16,094)</u>	<u>-</u>	<u>-</u>	<u>2</u>	<u>(20,790)</u>	<u>-</u>
-	-	-	-	-	-	-
-	-	-	-	-	-	-
<u>\$ -</u>	<u>\$ -</u>	<u>\$ -</u>	<u>\$ -</u>	<u>\$ -</u>	<u>\$ -</u>	<u>\$ -</u>

(Continued)

**EAST BATON ROUGE PARISH SCHOOL SYSTEM**

**Baton Rouge, Louisiana**

**NON-MAJOR GOVERNMENTAL FUNDS**

**COMBINING STATEMENT OF REVENUES, EXPENDITURES AND CHANGES IN FUND BALANCE**

**FISCAL YEAR ENDED JUNE 30, 2022**

	<u>Magnet Schools</u> <u>Assistance Program</u>	<u>Local</u> <u>Grants</u>	<u>Title IV</u>	<u>Summer</u> <u>School</u>
<b><u>REVENUES</u></b>				
Local sources:				
Ad valorem taxes	\$ -	\$ -	\$ -	\$ -
Sales and use tax	-	-	-	-
Earnings on investments	-	-	-	-
Tuition	-	-	-	-
Student activities	-	-	-	-
Other	-	626,836	-	150,493
State and federal:				
Unrestricted state sources - other	-	-	-	-
Intergovernmental revenues	-	-	-	-
Restricted grants-in-aid	-	-	-	-
Federal grants	2,539,334	-	1,812,485	-
<b>TOTAL REVENUES</b>	<b>2,539,334</b>	<b>626,836</b>	<b>1,812,485</b>	<b>150,493</b>
<b><u>EXPENDITURES</u></b>				
Current				
Instruction:				
Regular education programs	1,718,286	3,883	-	-
Special education programs	-	-	-	-
Other education programs	-	373,927	1,177,212	119,457
Support:				
Pupil support services	-	4,835	186,696	-
Instructional staff services	404,142	185,830	321,925	-
General administration services	490	961	-	26
School administration services	-	-	525	-
Business and central services	195,399	266	-	-
Plant operations and maintenance	-	-	-	-
Transportation	904	190	-	-
Child nutrition	-	-	-	-
<b>TOTAL EXPENDITURES</b>	<b>2,319,221</b>	<b>569,892</b>	<b>1,686,358</b>	<b>119,483</b>
(DEFICIENCY) EXCESS OF REVENUES OVER				
(UNDER) EXPENDITURES	220,113	56,944	126,127	31,010
<b><u>OTHER FINANCING SOURCES (USES)</u></b>				
Transfers in	-	200,000	-	-
Transfers out	(220,113)	-	(126,127)	-
<b>TOTAL OTHER FINANCING SOURCES (USES)</b>	<b>(220,113)</b>	<b>200,000</b>	<b>(126,127)</b>	<b>-</b>
<b>NET CHANGE IN FUND BALANCE</b>	<b>-</b>	<b>256,944</b>	<b>-</b>	<b>31,010</b>
Fund balance, June 30, 2021	-	70,668	-	151,095
<b>FUND BALANCE, JUNE 30, 2022</b>	<b>\$ -</b>	<b>\$ 327,612</b>	<b>\$ -</b>	<b>\$ 182,105</b>

WBRH Radio Station Training Program	Technology Literacy Challenge (Title III)	Striving Readers Comprehensive Literacy	Louisiana Healthy Schools	21st Century Community Learning	LSU Education Innovation and Research	School Activity Account	Total
\$ -	\$ -	\$ -	\$ -	\$ -	\$ -	\$ -	\$ 2,934,305
-	-	-	-	-	-	-	-
-	-	-	-	-	-	-	-
-	-	-	-	-	-	-	-
-	-	-	-	-	-	9,565,561	9,565,561
180,958	-	-	-	-	-	-	973,156
-	-	-	-	-	-	-	-
-	-	-	-	-	-	-	-
-	-	-	-	-	-	-	7,827,422
-	445,657	5,164,835	17,495	427,698	50,916	-	28,976,333
<u>180,958</u>	<u>445,657</u>	<u>5,164,835</u>	<u>17,495</u>	<u>427,698</u>	<u>50,916</u>	<u>9,565,561</u>	<u>50,276,777</u>
-	-	1,196,804	-	-	-	-	3,531,871
-	-	-	-	-	-	-	1,242,352
-	97,164	258,801	17,494	239,812	-	8,652,525	16,540,802
239,272	193,263	-	-	-	-	-	6,471,544
-	121,405	3,317,224	-	115,363	50,916	-	14,739,339
-	-	-	-	-	-	-	1,921,043
-	-	-	-	-	-	-	974
-	-	-	-	-	-	-	285,904
-	-	-	-	-	-	-	35,460
-	-	-	-	40,015	-	-	646,536
-	-	-	-	-	-	-	-
<u>239,272</u>	<u>411,832</u>	<u>4,772,829</u>	<u>17,494</u>	<u>395,190</u>	<u>50,916</u>	<u>8,652,525</u>	<u>45,415,825</u>
<u>(58,314)</u>	<u>33,825</u>	<u>392,006</u>	<u>1</u>	<u>32,508</u>	<u>-</u>	<u>913,036</u>	<u>4,860,952</u>
-	-	-	-	-	-	-	200,002
-	(33,825)	(392,006)	(1)	(32,508)	-	-	(2,291,040)
-	(33,825)	(392,006)	(1)	(32,508)	-	-	(2,091,038)
(58,314)	-	-	-	-	-	913,036	2,769,914
<u>355,258</u>	<u>-</u>	<u>-</u>	<u>-</u>	<u>-</u>	<u>-</u>	<u>6,532,429</u>	<u>12,794,427</u>
<u>\$ 296,944</u>	<u>\$ -</u>	<u>\$ -</u>	<u>\$ -</u>	<u>\$ -</u>	<u>\$ -</u>	<u>\$ 7,445,465</u>	<u>\$ 15,564,341</u>

(Concluded)

**EAST BATON ROUGE PARISH SCHOOL SYSTEM**

**Baton Rouge, Louisiana**

**SPECIAL REVENUE FUND - TITLE II**

**SCHEDULE OF REVENUES, EXPENDITURES AND CHANGES IN FUND BALANCE -**

**BUDGET AND ACTUAL**

**FISCAL YEAR ENDED JUNE 30, 2022**

	<u>Budget</u>	<u>Actual</u>	<u>Variance</u>
<b><u>REVENUES</u></b>			
State and federal:			
Federal grants	\$ 3,104,890	\$ 2,559,379	\$ (545,511)
TOTAL REVENUES	<u>3,104,890</u>	<u>2,559,379</u>	<u>(545,511)</u>
<b><u>EXPENDITURES</u></b>			
Current:			
Instruction:			
Regular education programs	-	-	-
Special education programs	-	-	-
Other education programs	-	-	-
Support:			
Pupil support services	-	-	-
Instructional staff services	2,868,431	2,364,579	503,852
General administration services	800	546	254
School administration services	-	-	-
Business and central services	-	-	-
Plant operations and maintenance	-	-	-
Transportation	-	-	-
Community service operations	-	-	-
Child nutrition	-	-	-
Appropriations:			
Charter Schools - Type 1	-	-	-
Charter Schools - Type 2	-	-	-
Office of Juvenile Justice	-	-	-
Recovery School District	-	-	-
COVID-19 Stipends	-	-	-
Facilities and acquisition	-	-	-
Debt service - Principal retirement	-	-	-
Debt service - Interest and bank charges	-	-	-
TOTAL EXPENDITURES	<u>2,869,231</u>	<u>2,365,125</u>	<u>504,106</u>
EXCESS OF REVENUES OVER EXPENDITURES	<u>235,659</u>	<u>194,254</u>	<u>(41,405)</u>
<b><u>OTHER FINANCING USES</u></b>			
Transfers in	-	-	-
Transfers out	(235,659)	(194,254)	41,405
TOTAL OTHER FINANCING USES	<u>(235,659)</u>	<u>(194,254)</u>	<u>41,405</u>
NET CHANGE IN FUND BALANCE	-	-	-
Fund Balance, June 30, 2021	-	-	-
FUND BALANCE, JUNE 30, 2022	<u>\$ -</u>	<u>\$ -</u>	<u>\$ -</u>



**EAST BATON ROUGE PARISH SCHOOL SYSTEM**

**Baton Rouge, Louisiana**

**SPECIAL REVENUE FUND - EXCEPTIONAL EDUCATION PROGRAM**  
**SCHEDULE OF REVENUES, EXPENDITURES AND CHANGES IN FUND BALANCE -**  
**BUDGET AND ACTUAL**  
**FISCAL YEAR ENDED JUNE 30, 2022**

	<u>Budget</u>	<u>Actual</u>	<u>Variance</u>
<b><u>REVENUES</u></b>			
State and federal:			
Federal grants	\$ 13,685,160	\$ 10,835,639	\$ (2,849,521)
TOTAL REVENUES	<u>13,685,160</u>	<u>10,835,639</u>	<u>(2,849,521)</u>
<b><u>EXPENDITURES</u></b>			
Current:			
Instruction:			
Regular education programs	-	-	-
Special education programs	2,739,691	1,237,166	1,502,525
Other education programs	-	-	-
Support:			
Pupil support services	2,478,320	2,380,282	98,038
Instructional staff services	6,969,326	6,292,114	677,212
General administration services	5,600	2,185	3,415
School administration services	1,974	449	1,525
Business and central services	28,000	24,948	3,052
Plant operations and maintenance	6,000	11,060	(5,060)
Transportation	107,134	81,646	25,488
Community service operations	-	-	-
Child nutrition	-	-	-
Appropriations:			
Charter Schools - Type 1	-	-	-
Charter Schools - Type 2	-	-	-
Office of Juvenile Justice	-	-	-
Recovery School District	-	-	-
COVID-19 Stipends	-	-	-
Facilities and acquisition	-	-	-
Debt service - Principal retirement	-	-	-
Debt service - Interest and bank charges	-	-	-
TOTAL EXPENDITURES	<u>12,336,045</u>	<u>10,029,850</u>	<u>2,306,195</u>
EXCESS OF REVENUES OVER EXPENDITURES	<u>1,349,115</u>	<u>805,789</u>	<u>(543,326)</u>
<b><u>OTHER FINANCING USES</u></b>			
Transfers in	-	-	-
Transfers out	<u>(1,349,115)</u>	<u>(805,789)</u>	<u>543,326</u>
TOTAL OTHER FINANCING USES	<u>(1,349,115)</u>	<u>(805,789)</u>	<u>543,326</u>
NET CHANGE IN FUND BALANCE	-	-	-
Fund Balance, June 30, 2021	<u>-</u>	<u>-</u>	<u>-</u>
FUND BALANCE, JUNE 30, 2022	<u>\$ -</u>	<u>\$ -</u>	<u>\$ -</u>

**EAST BATON ROUGE PARISH SCHOOL SYSTEM**

**Baton Rouge, Louisiana**

**SPECIAL REVENUE FUND - GEAR UP BATON ROUGE**

**SCHEDULE OF REVENUES, EXPENDITURES AND CHANGES IN FUND BALANCE -**

**BUDGET AND ACTUAL**

**FISCAL YEAR ENDED JUNE 30, 2022**

	<u>Budget</u>	<u>Actual</u>	<u>Variance</u>
<b><u>REVENUES</u></b>			
State and federal:			
Federal grants	\$ 485,170	\$ 326,246	\$ (158,924)
TOTAL REVENUES	<u>485,170</u>	<u>326,246</u>	<u>(158,924)</u>
<b><u>EXPENDITURES</u></b>			
Current:			
Instruction:			
Regular education programs	362,148	274,502	87,646
Special education programs	-	-	-
Other education programs	-	-	-
Support:			
Pupil support services	-	-	-
Instructional staff services	103,801	51,412	52,389
General administration services	-	-	-
School administration services	-	-	-
Business and central services	-	-	-
Plant operations and maintenance	-	-	-
Transportation	19,221	332	18,889
Community service operations	-	-	-
Child nutrition	-	-	-
Appropriations:			
Charter Schools - Type 1	-	-	-
Charter Schools - Type 2	-	-	-
Office of Juvenile Justice	-	-	-
Recovery School District	-	-	-
COVID-19 Stipends	-	-	-
Facilities and acquisition	-	-	-
Debt service - Principal retirement	-	-	-
Debt service - Interest and bank charges	-	-	-
TOTAL EXPENDITURES	<u>485,170</u>	<u>326,246</u>	<u>158,924</u>
EXCESS OF REVENUES OVER EXPENDITURES	<u>-</u>	<u>-</u>	<u>-</u>
<b><u>OTHER FINANCING USES</u></b>			
Transfers in	-	-	-
Transfers out	-	-	-
TOTAL OTHER FINANCING USES	<u>-</u>	<u>-</u>	<u>-</u>
NET CHANGE IN FUND BALANCE	-	-	-
Fund Balance, June 30, 2021	<u>-</u>	<u>-</u>	<u>-</u>
FUND BALANCE, JUNE 30, 2022	<u>\$ -</u>	<u>\$ -</u>	<u>\$ -</u>

**EAST BATON ROUGE PARISH SCHOOL SYSTEM**

**Baton Rouge, Louisiana**

**SPECIAL REVENUE FUND - STATE GRANTS**

**SCHEDULE OF REVENUES, EXPENDITURES AND CHANGES IN FUND BALANCE -**

**BUDGET AND ACTUAL**

**FISCAL YEAR ENDED JUNE 30, 2022**

	<u>Budget</u>	<u>Actual</u>	<u>Variance</u>
<b><u>REVENUES</u></b>			
State and federal:			
Unrestricted state sources - other	\$ -	\$ -	\$ -
State support	8,142,330	7,827,422	(314,908)
TOTAL REVENUES	<u>8,142,330</u>	<u>7,827,422</u>	<u>(314,908)</u>
<b><u>EXPENDITURES</u></b>			
Current:			
Instruction:			
Regular education programs	390,710	338,396	52,314
Special education programs	5,214	5,186	28
Other education programs	5,328,132	4,007,212	1,320,920
Support:			
Pupil support services	592,567	592,567	-
Instructional staff services	1,543,756	583,722	960,034
General administration services	2,700	619,466	(616,766)
School administration services	500	-	500
Business and central services	246,690	27,837	218,853
Plant operations and maintenance	-	-	-
Transportation	13,387	8,030	5,357
Community service operations	-	-	-
Child nutrition	-	-	-
Appropriations:			
Charter Schools - Type 1	-	-	-
Charter Schools - Type 2	-	-	-
Office of Juvenile Justice	-	-	-
Recovery School District	-	-	-
COVID-19 Stipends	-	-	-
Facilities and acquisition	-	-	-
Debt service - Principal retirement	-	-	-
Debt service - Interest and bank charges	-	-	-
TOTAL EXPENDITURES	<u>8,123,656</u>	<u>6,182,416</u>	<u>1,941,240</u>
EXCESS OF REVENUES OVER EXPENDITURES	<u>18,674</u>	<u>1,645,006</u>	<u>1,626,332</u>
<b><u>OTHER FINANCING USES</u></b>			
Transfers in	-	-	-
Transfers out	(18,674)	(17,133)	1,541
TOTAL OTHER FINANCING USES	<u>(18,674)</u>	<u>(17,133)</u>	<u>1,541</u>
NET CHANGE IN FUND BALANCE	-	1,627,873	1,627,873
Fund Balance, June 30, 2021	1,460,170	1,460,710	540
FUND BALANCE, JUNE 30, 2022	<u>\$ 1,460,170</u>	<u>\$ 3,088,583</u>	<u>\$ 1,628,413</u>

**EAST BATON ROUGE PARISH SCHOOL SYSTEM**

**Baton Rouge, Louisiana**

**SPECIAL REVENUE FUND - ALCOHOL AND DRUG ABUSE**

**SCHEDULE OF REVENUES, EXPENDITURES AND CHANGES IN FUND BALANCE -**

**BUDGET AND ACTUAL**

**FISCAL YEAR ENDED JUNE 30, 2022**

	<u>Budget</u>	<u>Actual</u>	<u>Variance</u>
<b><u>REVENUES</u></b>			
Local sources:			
Ad valorem taxes	\$ 2,990,365	\$ 2,934,305	\$ (56,060)
Other	-	14,869	14,869
TOTAL REVENUES	<u>2,990,365</u>	<u>2,949,174</u>	<u>(41,191)</u>
<b><u>EXPENDITURES</u></b>			
Current:			
Instruction:			
Regular education programs	-	-	-
Special education programs	-	-	-
Other education programs	-	-	-
Support:			
Pupil support services	2,862,520	2,380,627	481,893
Instructional staff services	5,585	7,422	(1,837)
General administration services	85,700	82,882	2,818
School administration services	-	-	-
Business and central services	10,000	22,874	(12,874)
Plant operations and maintenance	25,500	23,604	1,896
Transportation	1,060	-	1,060
Community service operations	-	-	-
Child nutrition	-	-	-
Appropriations:			
Charter Schools - Type 1	-	-	-
Charter Schools - Type 2	-	-	-
Office of Juvenile Justice	-	-	-
Recovery School District	-	-	-
COVID-19 Stipends	-	-	-
Facilities and acquisition	-	-	-
Debt service - Principal retirement	-	-	-
Debt service - Interest and bank charges	-	-	-
TOTAL EXPENDITURES	<u>2,990,365</u>	<u>2,517,409</u>	<u>472,956</u>
EXCESS OF REVENUES OVER EXPENDITURES	<u>-</u>	<u>431,765</u>	<u>431,765</u>
<b><u>OTHER FINANCING USES</u></b>			
Transfers in	-	-	-
Transfers out	-	(432,400)	(432,400)
TOTAL OTHER FINANCING USES	<u>-</u>	<u>(432,400)</u>	<u>(432,400)</u>
NET CHANGE IN FUND BALANCE	-	(635)	(635)
Fund Balance, June 30, 2021	<u>4,224,267</u>	<u>4,224,267</u>	-
FUND BALANCE, JUNE 30, 2022	<u>\$ 4,224,267</u>	<u>\$ 4,223,632</u>	<u>\$ (635)</u>

**EAST BATON ROUGE PARISH SCHOOL SYSTEM**

**Baton Rouge, Louisiana**

**SPECIAL REVENUE FUND - CAREER AND TECHNICAL EDUCATION**  
**SCHEDULE OF REVENUES, EXPENDITURES AND CHANGES IN FUND BALANCE -**  
**BUDGET AND ACTUAL**  
**FISCAL YEAR ENDED JUNE 30, 2022**

	<u>Budget</u>	<u>Actual</u>	<u>Variance</u>
<b><u>REVENUES</u></b>			
State and federal:			
Federal grants	\$ 738,410	\$ 694,016	\$ (44,394)
TOTAL REVENUES	<u>738,410</u>	<u>694,016</u>	<u>(44,394)</u>
<b><u>EXPENDITURES</u></b>			
Current:			
Instruction:			
Regular education programs	-	-	-
Special education programs	-	-	-
Other education programs	695,912	659,558	36,354
Support:			
Pupil support services	-	-	-
Instructional staff services	38,533	34,185	4,348
General administration services	200	131	69
School administration services	-	-	-
Business and central services	1,000	93	907
Plant operations and maintenance	-	-	-
Transportation	2,765	49	2,716
Community service operations	-	-	-
Child nutrition	-	-	-
Appropriations:			
Charter Schools - Type 1	-	-	-
Charter Schools - Type 2	-	-	-
Office of Juvenile Justice	-	-	-
Recovery School District	-	-	-
COVID-19 Stipends	-	-	-
Facilities and acquisition	-	-	-
Debt service - Principal retirement	-	-	-
Debt service - Interest and bank charges	-	-	-
TOTAL EXPENDITURES	<u>738,410</u>	<u>694,016</u>	<u>44,394</u>
EXCESS OF REVENUES OVER EXPENDITURES	<u>-</u>	<u>-</u>	<u>-</u>
<b><u>OTHER FINANCING USES</u></b>			
Transfers in	-	-	-
Transfers out	-	-	-
TOTAL OTHER FINANCING USES	<u>-</u>	<u>-</u>	<u>-</u>
NET CHANGE IN FUND BALANCE	-	-	-
Fund Balance, June 30, 2021	-	-	-
FUND BALANCE, JUNE 30, 2022	<u>\$ -</u>	<u>\$ -</u>	<u>\$ -</u>

**EAST BATON ROUGE PARISH SCHOOL SYSTEM**

**Baton Rouge, Louisiana**

**SPECIAL REVENUE FUND - TITLE X**

**SCHEDULE OF REVENUES, EXPENDITURES AND CHANGES IN FUND BALANCE -**

**BUDGET AND ACTUAL**

**FISCAL YEAR ENDED JUNE 30, 2022**

	<u>Budget</u>	<u>Actual</u>	<u>Variance</u>
<b><u>REVENUES</u></b>			
State and federal:			
Federal grants	\$ 391,871	\$ 212,049	\$ (179,822)
TOTAL REVENUES	<u>391,871</u>	<u>212,049</u>	<u>(179,822)</u>
<b><u>EXPENDITURES</u></b>			
Current:			
Instruction:			
Regular education programs	-	-	-
Special education programs	-	-	-
Other education programs	164,326	98,732	65,594
Support:			
Pupil support services	157,373	88,260	69,113
Instructional staff services	-	-	-
General administration services	-	-	-
School administration services	-	-	-
Business and central services	4,000	4,488	(488)
Plant operations and maintenance	-	-	-
Transportation	13,312	4,475	8,837
Community service operations	-	-	-
Child nutrition	-	-	-
Appropriations:			
Charter Schools - Type 1	-	-	-
Charter Schools - Type 2	-	-	-
Office of Juvenile Justice	-	-	-
Recovery School District	-	-	-
COVID-19 Stipends	-	-	-
Facilities and acquisition	-	-	-
Debt service - Principal retirement	-	-	-
Debt service - Interest and bank charges	-	-	-
TOTAL EXPENDITURES	<u>339,011</u>	<u>195,955</u>	<u>143,056</u>
EXCESS OF REVENUES OVER EXPENDITURES	<u>52,860</u>	<u>16,094</u>	<u>(36,766)</u>
<b><u>OTHER FINANCING USES</u></b>			
Transfers in	-	-	-
Transfers out	(52,860)	(16,094)	36,766
TOTAL OTHER FINANCING USES	<u>(52,860)</u>	<u>(16,094)</u>	<u>36,766</u>
NET CHANGE IN FUND BALANCE	-	-	-
Fund Balance, June 30, 2021	-	-	-
FUND BALANCE, JUNE 30, 2022	<u>\$ -</u>	<u>\$ -</u>	<u>\$ -</u>

**EAST BATON ROUGE PARISH SCHOOL SYSTEM**

**Baton Rouge, Louisiana**

**SPECIAL REVENUE FUND - GEAX CLEAN**

**SCHEDULE OF REVENUES, EXPENDITURES AND CHANGES IN FUND BALANCE -**

**BUDGET AND ACTUAL**

**FISCAL YEAR ENDED JUNE 30, 2022**

	<u>Budget</u>	<u>Actual</u>	<u>Variance</u>
<b><u>REVENUES</u></b>			
State and federal:			
Federal grants	\$ 510,895	\$ 510,895	\$ -
TOTAL REVENUES	<u>510,895</u>	<u>510,895</u>	<u>-</u>
<b><u>EXPENDITURES</u></b>			
Current:			
Instruction:			
Regular education programs	-	-	-
Special education programs	-	-	-
Other education programs	-	-	-
Support:			
Pupil support services	-	-	-
Instructional staff services	-	-	-
General administration services	-	-	-
School administration services	-	-	-
Business and central services	-	-	-
Plant operations and maintenance	-	-	-
Transportation	510,895	510,895	-
Community service operations	-	-	-
Child nutrition	-	-	-
Appropriations:			
Charter Schools - Type 1	-	-	-
Charter Schools - Type 2	-	-	-
Office of Juvenile Justice	-	-	-
Recovery School District	-	-	-
COVID-19 Stipends	-	-	-
Facilities and acquisition	-	-	-
Debt service - Principal retirement	-	-	-
Debt service - Interest and bank charges	-	-	-
TOTAL EXPENDITURES	<u>510,895</u>	<u>510,895</u>	<u>-</u>
EXCESS OF REVENUES OVER EXPENDITURES	<u>-</u>	<u>-</u>	<u>-</u>
<b><u>OTHER FINANCING USES</u></b>			
Transfers in	-	-	-
Transfers out	-	-	-
TOTAL OTHER FINANCING USES	<u>-</u>	<u>-</u>	<u>-</u>
NET CHANGE IN FUND BALANCE	-	-	-
Fund Balance, June 30, 2021	-	-	-
FUND BALANCE, JUNE 30, 2022	<u>\$ -</u>	<u>\$ -</u>	<u>\$ -</u>

**EAST BATON ROUGE PARISH SCHOOL SYSTEM**

**Baton Rouge, Louisiana**

**SPECIAL REVENUE FUND - LDH COVID-19 TESTING**

**SCHEDULE OF REVENUES, EXPENDITURES AND CHANGES IN FUND BALANCE -**

**BUDGET AND ACTUAL**

**FISCAL YEAR ENDED JUNE 30, 2022**

	<u>Budget</u>	<u>Actual</u>	<u>Variance</u>
<b><u>REVENUES</u></b>			
State and federal:			
Federal grants	\$ 238,730	\$ 238,730	\$ -
TOTAL REVENUES	<u>238,730</u>	<u>238,730</u>	<u>-</u>
<b><u>EXPENDITURES</u></b>			
Current:			
Instruction:			
Regular education programs	-	-	-
Special education programs	-	-	-
Other education programs	-	-	-
Support:			
Pupil support services	238,730	238,730	-
Instructional staff services	-	-	-
General administration services	-	-	-
School administration services	-	-	-
Business and central services	-	-	-
Plant operations and maintenance	-	-	-
Transportation	-	-	-
Community service operations	-	-	-
Child nutrition	-	-	-
Appropriations:			
Charter Schools - Type 1	-	-	-
Charter Schools - Type 2	-	-	-
Office of Juvenile Justice	-	-	-
Recovery School District	-	-	-
COVID-19 Stipends	-	-	-
Facilities and acquisition	-	-	-
Debt service - Principal retirement	-	-	-
Debt service - Interest and bank charges	-	-	-
TOTAL EXPENDITURES	<u>238,730</u>	<u>238,730</u>	<u>-</u>
EXCESS OF REVENUES OVER EXPENDITURES	<u>-</u>	<u>-</u>	<u>-</u>
<b><u>OTHER FINANCING USES</u></b>			
Transfers in	-	-	-
Transfers out	-	-	-
TOTAL OTHER FINANCING USES	<u>-</u>	<u>-</u>	<u>-</u>
NET CHANGE IN FUND BALANCE	<u>-</u>	<u>-</u>	<u>-</u>
Fund Balance, June 30, 2021	<u>-</u>	<u>-</u>	<u>-</u>
FUND BALANCE, JUNE 30, 2022	<u>\$ -</u>	<u>\$ -</u>	<u>\$ -</u>



**EAST BATON ROUGE PARISH SCHOOL SYSTEM**

**Baton Rouge, Louisiana**

**SPECIAL REVENUE FUND - TANF AND ECE**

**SCHEDULE OF REVENUES, EXPENDITURES AND CHANGES IN FUND BALANCE -**

**BUDGET AND ACTUAL**

**FISCAL YEAR ENDED JUNE 30, 2022**

	<u>Budget</u>	<u>Actual</u>	<u>Variance</u>
<b><u>REVENUES</u></b>			
State and federal:			
Federal grants	\$ 3,116,467	\$ 2,632,923	\$ (483,544)
TOTAL REVENUES	<u>3,116,467</u>	<u>2,632,923</u>	<u>(483,544)</u>
<b><u>EXPENDITURES</u></b>			
Current:			
Instruction:			
Regular education programs	-	-	-
Special education programs	-	-	-
Other education programs	618,749	439,545	179,204
Support:			
Pupil support services	188,924	167,012	21,912
Instructional staff services	902,294	801,217	101,077
General administration services	1,373,883	1,214,356	159,527
School administration services	-	-	-
Business and central services	26,617	9,999	16,618
Plant operations and maintenance	6,000	796	5,204
Transportation	-	-	-
Community service operations	-	-	-
Child nutrition	-	-	-
Appropriations:			
Charter Schools - Type 1	-	-	-
Charter Schools - Type 2	-	-	-
Office of Juvenile Justice	-	-	-
Recovery School District	-	-	-
COVID-19 Stipends	-	-	-
Facilities and acquisition	-	-	-
Debt service - Principal retirement	-	-	-
Debt service - Interest and bank charges	-	-	-
TOTAL EXPENDITURES	<u>3,116,467</u>	<u>2,632,925</u>	<u>483,542</u>
EXCESS OF REVENUES OVER EXPENDITURES	<u>-</u>	<u>(2)</u>	<u>(2)</u>
<b><u>OTHER FINANCING USES</u></b>			
Transfers in	-	2	2
Transfers out	-	-	-
TOTAL OTHER FINANCING USES	<u>-</u>	<u>2</u>	<u>2</u>
NET CHANGE IN FUND BALANCE	<u>-</u>	<u>-</u>	<u>-</u>
Fund Balance, June 30, 2021	<u>-</u>	<u>-</u>	<u>-</u>
FUND BALANCE, JUNE 30, 2022	<u>\$ -</u>	<u>\$ -</u>	<u>\$ -</u>

**EAST BATON ROUGE PARISH SCHOOL SYSTEM**

**Baton Rouge, Louisiana**

**SPECIAL REVENUE FUND - CONTINUING EDUCATION**

**SCHEDULE OF REVENUES, EXPENDITURES AND CHANGES IN FUND BALANCE -**

**BUDGET AND ACTUAL**

**FISCAL YEAR ENDED JUNE 30, 2022**

	<u>Budget</u>	<u>Actual</u>	<u>Variance</u>
<b><u>REVENUES</u></b>			
State and federal:			
Federal grants	\$ 542,630	\$ 439,930	\$ (102,700)
TOTAL REVENUES	<u>542,630</u>	<u>439,930</u>	<u>(102,700)</u>
<b><u>EXPENDITURES</u></b>			
Current:			
Instruction:			
Regular education programs	-	-	-
Special education programs	-	-	-
Other education programs	482,575	399,363	83,212
Support:			
Pupil support services	-	-	-
Instructional staff services	34,169	19,777	14,392
General administration services	-	-	-
School administration services	-	-	-
Business and central services	-	-	-
Plant operations and maintenance	-	-	-
Transportation	-	-	-
Community service operations	-	-	-
Child nutrition	-	-	-
Appropriations:			
Charter Schools - Type 1	-	-	-
Charter Schools - Type 2	-	-	-
Office of Juvenile Justice	-	-	-
Recovery School District	-	-	-
COVID-19 Stipends	-	-	-
Facilities and acquisition	-	-	-
Debt service - Principal retirement	-	-	-
Debt service - Interest and bank charges	-	-	-
TOTAL EXPENDITURES	<u>516,744</u>	<u>419,140</u>	<u>97,604</u>
EXCESS OF REVENUES OVER EXPENDITURES	<u>25,886</u>	<u>20,790</u>	<u>(5,096)</u>
<b><u>OTHER FINANCING USES</u></b>			
Transfers in	-	-	-
Transfers out	<u>(25,886)</u>	<u>(20,790)</u>	<u>5,096</u>
TOTAL OTHER FINANCING USES	<u>(25,886)</u>	<u>(20,790)</u>	<u>5,096</u>
NET CHANGE IN FUND BALANCE	-	-	-
Fund Balance, June 30, 2021	-	-	-
FUND BALANCE, JUNE 30, 2022	<u>\$ -</u>	<u>\$ -</u>	<u>\$ -</u>

**EAST BATON ROUGE PARISH SCHOOL SYSTEM**

**Baton Rouge, Louisiana**

**SPECIAL REVENUE FUND - BRBYTES**

**SCHEDULE OF REVENUES, EXPENDITURES AND CHANGES IN FUND BALANCE -**

**BUDGET AND ACTUAL**

**FISCAL YEAR ENDED JUNE 30, 2022**

	<u>Budget</u>	<u>Actual</u>	<u>Variance</u>
<b><u>REVENUES</u></b>			
State and federal:			
Federal grants	\$ 68,106	\$ 68,106	\$ -
TOTAL REVENUES	<u>68,106</u>	<u>68,106</u>	<u>-</u>
<b><u>EXPENDITURES</u></b>			
Current:			
Instruction:			
Regular education programs	-	-	-
Special education programs	-	-	-
Other education programs	-	-	-
Support:			
Pupil support services	-	-	-
Instructional staff services	68,106	68,106	-
General administration services	-	-	-
School administration services	-	-	-
Business and central services	-	-	-
Plant operations and maintenance	-	-	-
Transportation	-	-	-
Community service operations	-	-	-
Child nutrition	-	-	-
Appropriations:			
Charter Schools - Type 1	-	-	-
Charter Schools - Type 2	-	-	-
Office of Juvenile Justice	-	-	-
Recovery School District	-	-	-
COVID-19 Stipends	-	-	-
Facilities and acquisition	-	-	-
Debt service - Principal retirement	-	-	-
Debt service - Interest and bank charges	-	-	-
TOTAL EXPENDITURES	<u>68,106</u>	<u>68,106</u>	<u>-</u>
EXCESS OF REVENUES OVER EXPENDITURES	<u>-</u>	<u>-</u>	<u>-</u>
<b><u>OTHER FINANCING USES</u></b>			
Transfers in	-	-	-
Transfers out	<u>-</u>	<u>-</u>	<u>-</u>
TOTAL OTHER FINANCING USES	<u>-</u>	<u>-</u>	<u>-</u>
NET CHANGE IN FUND BALANCE	-	-	-
Fund Balance, June 30, 2021	<u>-</u>	<u>-</u>	<u>-</u>
FUND BALANCE, JUNE 30, 2022	<u>\$ -</u>	<u>\$ -</u>	<u>\$ -</u>

**EAST BATON ROUGE PARISH SCHOOL SYSTEM**

**Baton Rouge, Louisiana**

**SPECIAL REVENUE FUND - MAGNET SCHOOL ASSISTANCE PROGRAM**  
**SCHEDULE OF REVENUES, EXPENDITURES AND CHANGES IN FUND BALANCE -**  
**BUDGET AND ACTUAL**  
**FISCAL YEAR ENDED JUNE 30, 2022**

	<u>Budget</u>	<u>Actual</u>	<u>Variance</u>
<b><u>REVENUES</u></b>			
State and federal:			
Federal grants	\$ 2,526,820	\$ 2,539,334	\$ 12,514
TOTAL REVENUES	<u>2,526,820</u>	<u>2,539,334</u>	<u>12,514</u>
<b><u>EXPENDITURES</u></b>			
Current:			
Instruction:			
Regular education programs	1,717,492	1,718,286	(794)
Special education programs	-	-	-
Other education programs	-	-	-
Support:			
Pupil support services	-	-	-
Instructional staff services	403,955	404,142	(187)
General administration services	490	490	-
School administration services	-	-	-
Business and central services	184,939	195,399	(10,460)
Plant operations and maintenance	-	-	-
Transportation	904	904	-
Community service operations	-	-	-
Child nutrition	-	-	-
Appropriations:			
Charter Schools - Type 1	-	-	-
Charter Schools - Type 2	-	-	-
Office of Juvenile Justice	-	-	-
Recovery School District	-	-	-
COVID-19 Stipends	-	-	-
Facilities and acquisition	-	-	-
Debt service - Principal retirement	-	-	-
Debt service - Interest and bank charges	-	-	-
TOTAL EXPENDITURES	<u>2,307,780</u>	<u>2,319,221</u>	<u>(11,441)</u>
EXCESS OF REVENUES OVER EXPENDITURES	<u>219,040</u>	<u>220,113</u>	<u>1,073</u>
<b><u>OTHER FINANCING USES</u></b>			
Transfers in	-	-	-
Transfers out	(219,040)	(220,113)	(1,073)
TOTAL OTHER FINANCING USES	<u>(219,040)</u>	<u>(220,113)</u>	<u>(1,073)</u>
NET CHANGE IN FUND BALANCE	-	-	-
Fund Balance, June 30, 2021	-	-	-
FUND BALANCE, JUNE 30, 2022	<u>\$ -</u>	<u>\$ -</u>	<u>\$ -</u>

**EAST BATON ROUGE PARISH SCHOOL SYSTEM**

**Baton Rouge, Louisiana**

**SPECIAL REVENUE FUND - LOCAL GRANTS**

**SCHEDULE OF REVENUES, EXPENDITURES AND CHANGES IN FUND BALANCE -**

**BUDGET AND ACTUAL**

**FISCAL YEAR ENDED JUNE 30, 2022**

	<u>Budget</u>	<u>Actual</u>	<u>Variance</u>
<b><u>REVENUES</u></b>			
Local sources:			
Other	\$ 692,373	\$ 626,836	\$ (65,537)
TOTAL REVENUES	<u>692,373</u>	<u>626,836</u>	<u>(65,537)</u>
<b><u>EXPENDITURES</u></b>			
Current:			
Instruction:			
Regular education programs	5,414	3,883	1,531
Special education programs	-	-	-
Other education programs	489,642	373,927	115,715
Support:			
Pupil support services	33,405	4,835	28,570
Instructional staff services	219,397	185,830	33,567
General administration services	1,023	961	62
School administration services	-	-	-
Business and central services	1,500	266	1,234
Plant operations and maintenance	-	-	-
Transportation	-	190	(190)
Community service operations	-	-	-
Child nutrition	-	-	-
Appropriations:			
Charter Schools - Type 1	-	-	-
Charter Schools - Type 2	-	-	-
Office of Juvenile Justice	-	-	-
Recovery School District	-	-	-
COVID-19 Stipends	-	-	-
Facilities and acquisition	-	-	-
Debt service - Principal retirement	-	-	-
Debt service - Interest and bank charges	-	-	-
TOTAL EXPENDITURES	<u>750,381</u>	<u>569,892</u>	<u>180,489</u>
EXCESS OF REVENUES OVER EXPENDITURES	<u>(58,008)</u>	<u>56,944</u>	<u>114,952</u>
<b><u>OTHER FINANCING USES</u></b>			
Transfers in	200,000	200,000	-
Transfers out	-	-	-
TOTAL OTHER FINANCING USES	<u>200,000</u>	<u>200,000</u>	<u>-</u>
NET CHANGE IN FUND BALANCE	141,992	256,944	114,952
Fund Balance, June 30, 2021	<u>62,797</u>	<u>70,668</u>	<u>7,871</u>
FUND BALANCE, JUNE 30, 2022	<u>\$ 204,789</u>	<u>\$ 327,612</u>	<u>\$ 122,823</u>

**EAST BATON ROUGE PARISH SCHOOL SYSTEM**

**Baton Rouge, Louisiana**

**SPECIAL REVENUE FUND - TITLE IV**

**SCHEDULE OF REVENUES, EXPENDITURES AND CHANGES IN FUND BALANCE -**

**BUDGET AND ACTUAL**

**FISCAL YEAR ENDED JUNE 30, 2022**

	<u>Budget</u>	<u>Actual</u>	<u>Variance</u>
<b><u>REVENUES</u></b>			
State and federal:			
Federal grants	\$ 1,812,485	\$ 1,812,485	\$ -
TOTAL REVENUES	<u>1,812,485</u>	<u>1,812,485</u>	<u>-</u>
<b><u>EXPENDITURES</u></b>			
Current:			
Instruction:			
Regular education programs	-	-	-
Special education programs	-	-	-
Other education programs	1,177,213	1,177,212	1
Support:			
Pupil support services	186,695	186,696	(1)
Instructional staff services	321,925	321,925	-
General administration services	-	-	-
School administration services	525	525	-
Business and central services	-	-	-
Plant operations and maintenance	-	-	-
Transportation	-	-	-
Community service operations	-	-	-
Child nutrition	-	-	-
Appropriations:			
Charter Schools - Type 1	-	-	-
Charter Schools - Type 2	-	-	-
Office of Juvenile Justice	-	-	-
Recovery School District	-	-	-
COVID-19 Stipends	-	-	-
Facilities and acquisition	-	-	-
Debt service - Principal retirement	-	-	-
Debt service - Interest and bank charges	-	-	-
TOTAL EXPENDITURES	<u>1,686,358</u>	<u>1,686,358</u>	<u>-</u>
EXCESS OF REVENUES OVER EXPENDITURES	<u>126,127</u>	<u>126,127</u>	<u>-</u>
<b><u>OTHER FINANCING USES</u></b>			
Transfers in	-	-	-
Transfers out	<u>(126,127)</u>	<u>(126,127)</u>	<u>-</u>
TOTAL OTHER FINANCING USES	<u>(126,127)</u>	<u>(126,127)</u>	<u>-</u>
NET CHANGE IN FUND BALANCE	-	-	-
Fund Balance, June 30, 2021	<u>-</u>	<u>-</u>	<u>-</u>
FUND BALANCE, JUNE 30, 2022	<u>\$ -</u>	<u>\$ -</u>	<u>\$ -</u>

**EAST BATON ROUGE PARISH SCHOOL SYSTEM**

**Baton Rouge, Louisiana**

**SPECIAL REVENUE FUND - SUMMER SCHOOL**

**SCHEDULE OF REVENUES, EXPENDITURES AND CHANGES IN FUND BALANCE -**

**BUDGET AND ACTUAL**

**FISCAL YEAR ENDED JUNE 30, 2022**

	<u>Original Budget</u>	<u>Revised Budget</u>	<u>Actual</u>	<u>Variance</u>
<b><u>REVENUES</u></b>				
Local sources:				
Other	<u>\$ 136,900</u>	<u>\$ 109,885</u>	<u>\$ 150,493</u>	<u>\$ 40,608</u>
TOTAL REVENUES	<u>136,900</u>	<u>109,885</u>	<u>150,493</u>	<u>40,608</u>
<b><u>EXPENDITURES</u></b>				
Current:				
Instruction:				
Regular education programs	13,000	15,000	-	15,000
Special education programs	-	-	-	-
Other education programs	102,100	103,961	119,457	(15,496)
Support:				
Pupil support services	-	-	-	-
Instructional staff services	-	-	-	-
General administration services	-	-	26	(26)
School administration services	-	-	-	-
Business and central services	-	-	-	-
Plant operations and maintenance	-	-	-	-
Transportation	-	-	-	-
Community service operations	-	-	-	-
Child nutrition	-	-	-	-
Appropriations:				
Charter Schools - Type 1	-	-	-	-
Charter Schools - Type 2	-	-	-	-
Office of Juvenile Justice	-	-	-	-
Recovery School District	-	-	-	-
COVID-19 Stipends	-	-	-	-
Facilities and acquisition	-	-	-	-
Debt service - Principal retirement	-	-	-	-
Debt service - Interest and bank charges	-	-	-	-
TOTAL EXPENDITURES	<u>115,100</u>	<u>118,961</u>	<u>119,483</u>	<u>(522)</u>
EXCESS OF REVENUES OVER EXPENDITURES	<u>21,800</u>	<u>(9,076)</u>	<u>31,010</u>	<u>40,086</u>
<b><u>OTHER FINANCING USES</u></b>				
Transfers in	-	-	-	-
Transfers out	-	-	-	-
TOTAL OTHER FINANCING USES	<u>-</u>	<u>-</u>	<u>-</u>	<u>-</u>
NET CHANGE IN FUND BALANCE	<u>21,800</u>	<u>(9,076)</u>	<u>31,010</u>	<u>40,086</u>
Fund Balance, June 30, 2021	<u>151,095</u>	<u>151,095</u>	<u>151,095</u>	<u>-</u>
FUND BALANCE, JUNE 30, 2022	<u>\$ 172,895</u>	<u>\$ 142,019</u>	<u>\$ 182,105</u>	<u>\$ 40,086</u>

**EAST BATON ROUGE PARISH SCHOOL SYSTEM**

**Baton Rouge, Louisiana**

**SPECIAL REVENUE FUND - WBRH RADIO STATION TRAINING PROGRAM**  
**SCHEDULE OF REVENUES, EXPENDITURES AND CHANGES IN FUND BALANCE -**  
**BUDGET AND ACTUAL**  
**FISCAL YEAR ENDED JUNE 30, 2022**

	<u>Original</u> <u>Budget</u>	<u>Revised</u> <u>Budget</u>	<u>Actual</u>	<u>Variance</u>
<b><u>REVENUES</u></b>				
Local sources:				
Other	\$ 190,313	\$ 170,669	\$ 180,958	\$ 10,289
TOTAL REVENUES	<u>190,313</u>	<u>170,669</u>	<u>180,958</u>	<u>10,289</u>
<b><u>EXPENDITURES</u></b>				
Current:				
Instruction:				
Regular education programs	-	-	-	-
Special education programs	-	-	-	-
Other education programs	-	-	-	-
Support:				
Pupil support services	254,600	236,508	239,272	(2,764)
Instructional staff services	-	-	-	-
General administration services	-	-	-	-
School administration services	-	-	-	-
Business and central services	-	-	-	-
Plant operations and maintenance	-	-	-	-
Transportation	-	-	-	-
Community service operations	-	-	-	-
Child nutrition	-	-	-	-
Appropriations:				
Charter Schools - Type 1	-	-	-	-
Charter Schools - Type 2	-	-	-	-
Office of Juvenile Justice	-	-	-	-
Recovery School District	-	-	-	-
COVID-19 Stipends	-	-	-	-
Facilities and acquisition	-	-	-	-
Debt service - Principal retirement	-	-	-	-
Debt service - Interest and bank charges	-	-	-	-
TOTAL EXPENDITURES	<u>254,600</u>	<u>236,508</u>	<u>239,272</u>	<u>(2,764)</u>
EXCESS OF REVENUES OVER EXPENDITURES	<u>(64,287)</u>	<u>(65,839)</u>	<u>(58,314)</u>	<u>7,525</u>
<b><u>OTHER FINANCING USES</u></b>				
Transfers in	-	-	-	-
Transfers out	-	-	-	-
TOTAL OTHER FINANCING USES	<u>-</u>	<u>-</u>	<u>-</u>	<u>-</u>
NET CHANGE IN FUND BALANCE	<u>(64,287)</u>	<u>(65,839)</u>	<u>(58,314)</u>	<u>7,525</u>
Fund Balance, June 30, 2021	<u>355,258</u>	<u>355,258</u>	<u>355,258</u>	<u>-</u>
FUND BALANCE, JUNE 30, 2022	<u>\$ 290,971</u>	<u>\$ 289,419</u>	<u>\$ 296,944</u>	<u>\$ 7,525</u>



**EAST BATON ROUGE PARISH SCHOOL SYSTEM**

**Baton Rouge, Louisiana**

**SPECIAL REVENUE FUND - TECHNOLOGY LITERACY CHALLENGE (TITLE III)**  
**SCHEDULE OF REVENUES, EXPENDITURES AND CHANGES IN FUND BALANCE -**  
**BUDGET AND ACTUAL**  
**FISCAL YEAR ENDED JUNE 30, 2022**

	<u>Budget</u>	<u>Actual</u>	<u>Variance</u>
<b><u>REVENUES</u></b>			
State and federal:			
Federal grants	\$ 445,657	\$ 445,657	\$ -
TOTAL REVENUES	<u>445,657</u>	<u>445,657</u>	<u>-</u>
<b><u>EXPENDITURES</u></b>			
Current:			
Instruction:			
Regular education programs	-	-	-
Special education programs	-	-	-
Other education programs	97,163	97,164	(1)
Support:			
Pupil support services	193,264	193,263	1
Instructional staff services	121,405	121,405	-
General administration services	-	-	-
School administration services	-	-	-
Business and central services	-	-	-
Plant operations and maintenance	-	-	-
Transportation	-	-	-
Community service operations	-	-	-
Child nutrition	-	-	-
Appropriations:			
Charter Schools - Type 1	-	-	-
Charter Schools - Type 2	-	-	-
Office of Juvenile Justice	-	-	-
Recovery School District	-	-	-
COVID-19 Stipends	-	-	-
Facilities and acquisition	-	-	-
Debt service - Principal retirement	-	-	-
Debt service - Interest and bank charges	-	-	-
TOTAL EXPENDITURES	<u>411,832</u>	<u>411,832</u>	<u>-</u>
EXCESS OF REVENUES OVER EXPENDITURES	<u>33,825</u>	<u>33,825</u>	<u>-</u>
<b><u>OTHER FINANCING USES</u></b>			
Transfers in	-	-	-
Transfers out	(33,825)	(33,825)	-
TOTAL OTHER FINANCING USES	<u>(33,825)</u>	<u>(33,825)</u>	<u>-</u>
NET CHANGE IN FUND BALANCE	-	-	-
Fund Balance, June 30, 2021	<u>-</u>	<u>-</u>	<u>-</u>
FUND BALANCE, JUNE 30, 2022	<u>\$ -</u>	<u>\$ -</u>	<u>\$ -</u>

**EAST BATON ROUGE PARISH SCHOOL SYSTEM**

**Baton Rouge, Louisiana**

**SPECIAL REVENUE FUND - STRIVING READERS COMPREHENSIVE LITERACY**  
**SCHEDULE OF REVENUES, EXPENDITURES AND CHANGES IN FUND BALANCE -**  
**BUDGET AND ACTUAL**  
**FISCAL YEAR ENDED JUNE 30, 2022**

	<u>Budget</u>	<u>Actual</u>	<u>Variance</u>
<b><u>REVENUES</u></b>			
State and federal:			
Federal grants	\$ 5,273,956	\$ 5,164,835	\$ (109,121)
TOTAL REVENUES	<u>5,273,956</u>	<u>5,164,835</u>	<u>(109,121)</u>
<b><u>EXPENDITURES</u></b>			
Current:			
Instruction:			
Regular education programs	1,064,332	1,196,804	(132,472)
Special education programs	-	-	-
Other education programs	244,395	258,801	(14,406)
Support:			
Pupil support services	286,305	-	286,305
Instructional staff services	3,278,636	3,317,224	(38,588)
General administration services	-	-	-
School administration services	-	-	-
Business and central services	-	-	-
Plant operations and maintenance	-	-	-
Transportation	-	-	-
Community service operations	-	-	-
Child nutrition	-	-	-
Appropriations:			
Charter Schools - Type 1	-	-	-
Charter Schools - Type 2	-	-	-
Office of Juvenile Justice	-	-	-
Recovery School District	-	-	-
COVID-19 Stipends	-	-	-
Facilities and acquisition	-	-	-
Debt service - Principal retirement	-	-	-
Debt service - Interest and bank charges	-	-	-
TOTAL EXPENDITURES	<u>4,873,668</u>	<u>4,772,829</u>	<u>100,839</u>
EXCESS OF REVENUES OVER EXPENDITURES	<u>400,288</u>	<u>392,006</u>	<u>(8,282)</u>
<b><u>OTHER FINANCING USES</u></b>			
Transfers in	-	-	-
Transfers out	<u>(400,288)</u>	<u>(392,006)</u>	<u>8,282</u>
TOTAL OTHER FINANCING USES	<u>(400,288)</u>	<u>(392,006)</u>	<u>8,282</u>
NET CHANGE IN FUND BALANCE	-	-	-
Fund Balance, June 30, 2021	<u>-</u>	<u>-</u>	<u>-</u>
FUND BALANCE, JUNE 30, 2022	<u>\$ -</u>	<u>\$ -</u>	<u>\$ -</u>

**EAST BATON ROUGE PARISH SCHOOL SYSTEM**

**Baton Rouge, Louisiana**

**SPECIAL REVENUE FUND - LOUISIANA HEALTHY SCHOOLS**

**SCHEDULE OF REVENUES, EXPENDITURES AND CHANGES IN FUND BALANCE -**

**BUDGET AND ACTUAL**

**FISCAL YEAR ENDED JUNE 30, 2022**

	<u>Budget</u>	<u>Actual</u>	<u>Variance</u>
<b><u>REVENUES</u></b>			
State and federal:			
Federal grants	\$ 19,000	\$ 17,495	\$ (1,505)
TOTAL REVENUES	<u>19,000</u>	<u>17,495</u>	<u>(1,505)</u>
<b><u>EXPENDITURES</u></b>			
Current:			
Instruction:			
Regular education programs	-	-	-
Special education programs	-	-	-
Other education programs	17,712	17,494	218
Support:			
Pupil support services	-	-	-
Instructional staff services	1,288	-	1,288
General administration services	-	-	-
School administration services	-	-	-
Business and central services	-	-	-
Plant operations and maintenance	-	-	-
Transportation	-	-	-
Community service operations	-	-	-
Child nutrition	-	-	-
Appropriations:			
Charter Schools - Type 1	-	-	-
Charter Schools - Type 2	-	-	-
Office of Juvenile Justice	-	-	-
Recovery School District	-	-	-
COVID-19 Stipends	-	-	-
Facilities and acquisition	-	-	-
Debt service - Principal retirement	-	-	-
Debt service - Interest and bank charges	-	-	-
TOTAL EXPENDITURES	<u>19,000</u>	<u>17,494</u>	<u>1,506</u>
EXCESS OF REVENUES OVER EXPENDITURES	<u>-</u>	<u>1</u>	<u>1</u>
<b><u>OTHER FINANCING USES</u></b>			
Transfers in	-	-	-
Transfers out	-	(1)	(1)
TOTAL OTHER FINANCING USES	<u>-</u>	<u>(1)</u>	<u>(1)</u>
NET CHANGE IN FUND BALANCE	<u>-</u>	<u>-</u>	<u>-</u>
Fund Balance, June 30, 2021	<u>-</u>	<u>-</u>	<u>-</u>
FUND BALANCE, JUNE 30, 2022	<u>\$ -</u>	<u>\$ -</u>	<u>\$ -</u>

**EAST BATON ROUGE PARISH SCHOOL SYSTEM**

**Baton Rouge, Louisiana**

**SPECIAL REVENUE FUND - 21ST CENTURY COMMUNITY LEARNING**  
**SCHEDULE OF REVENUES, EXPENDITURES AND CHANGES IN FUND BALANCE -**  
**BUDGET AND ACTUAL**  
**FISCAL YEAR ENDED JUNE 30, 2022**

	<u>Budget</u>	<u>Actual</u>	<u>Variance</u>
<b><u>REVENUES</u></b>			
State and federal:			
Federal grants	\$ 540,230	\$ 427,698	\$ (112,532)
TOTAL REVENUES	<u>540,230</u>	<u>427,698</u>	<u>(112,532)</u>
<b><u>EXPENDITURES</u></b>			
Current:			
Instruction:			
Regular education programs	-	-	-
Special education programs	-	-	-
Other education programs	294,945	239,812	55,133
Support:			
Pupil support services	917	-	917
Instructional staff services	160,637	115,363	45,274
General administration services	-	-	-
School administration services	-	-	-
Business and central services	-	-	-
Plant operations and maintenance	-	-	-
Transportation	42,682	40,015	2,667
Community service operations	-	-	-
Child nutrition	-	-	-
Appropriations:			
Charter Schools - Type 1	-	-	-
Charter Schools - Type 2	-	-	-
Office of Juvenile Justice	-	-	-
Recovery School District	-	-	-
COVID-19 Stipends	-	-	-
Facilities and acquisition	-	-	-
Debt service - Principal retirement	-	-	-
Debt service - Interest and bank charges	-	-	-
TOTAL EXPENDITURES	<u>499,181</u>	<u>395,190</u>	<u>103,991</u>
EXCESS OF REVENUES OVER EXPENDITURES	<u>41,049</u>	<u>32,508</u>	<u>(8,541)</u>
<b><u>OTHER FINANCING USES</u></b>			
Transfers in	-	-	-
Transfers out	(41,049)	(32,508)	8,541
TOTAL OTHER FINANCING USES	<u>(41,049)</u>	<u>(32,508)</u>	<u>8,541</u>
NET CHANGE IN FUND BALANCE	-	-	-
Fund Balance, June 30, 2021	-	-	-
FUND BALANCE, JUNE 30, 2022	<u>\$ -</u>	<u>\$ -</u>	<u>\$ -</u>

**EAST BATON ROUGE PARISH SCHOOL SYSTEM**

**Baton Rouge, Louisiana**

**SPECIAL REVENUE FUND - LSU EDUCATION INNOVATION AND RESEARCH**  
**SCHEDULE OF REVENUES, EXPENDITURES AND CHANGES IN FUND BALANCE -**  
**BUDGET AND ACTUAL**  
**FISCAL YEAR ENDED JUNE 30, 2022**

	<u>Budget</u>	<u>Actual</u>	<u>Variance</u>
<b><u>REVENUES</u></b>			
State and federal:			
Federal grants	\$ 51,966	\$ 50,916	\$ (1,050)
TOTAL REVENUES	<u>51,966</u>	<u>50,916</u>	<u>(1,050)</u>
<b><u>EXPENDITURES</u></b>			
Current:			
Instruction:			
Regular education programs	-	-	-
Special education programs	-	-	-
Other education programs	-	-	-
Support:			
Pupil support services	-	-	-
Instructional staff services	51,966	50,916	1,050
General administration services	-	-	-
School administration services	-	-	-
Business and central services	-	-	-
Plant operations and maintenance	-	-	-
Transportation	-	-	-
Community service operations	-	-	-
Child nutrition	-	-	-
Appropriations:			
Charter Schools - Type 1	-	-	-
Charter Schools - Type 2	-	-	-
Office of Juvenile Justice	-	-	-
Recovery School District	-	-	-
COVID-19 Stipends	-	-	-
Facilities and acquisition	-	-	-
Debt service - Principal retirement	-	-	-
Debt service - Interest and bank charges	-	-	-
TOTAL EXPENDITURES	<u>51,966</u>	<u>50,916</u>	<u>1,050</u>
EXCESS OF REVENUES OVER EXPENDITURES	<u>-</u>	<u>-</u>	<u>-</u>
<b><u>OTHER FINANCING USES</u></b>			
Transfers in	-	-	-
Transfers out	-	-	-
TOTAL OTHER FINANCING USES	<u>-</u>	<u>-</u>	<u>-</u>
NET CHANGE IN FUND BALANCE	<u>-</u>	<u>-</u>	<u>-</u>
Fund Balance, June 30, 2021	-	-	-
FUND BALANCE, JUNE 30, 2022	<u>\$ -</u>	<u>\$ -</u>	<u>\$ -</u>

**EAST BATON ROUGE PARISH SCHOOL SYSTEM**  
**Baton Rouge, Louisiana**

**PROPRIETARY FUND TYPE - INTERNAL SERVICE FUNDS DESCRIPTIONS**

**WORKERS' COMPENSATION FUND**

The *Workers' Compensation Fund* is designed to protect the School System against catastrophic losses in a single year in the area of employee related accidents.

**RISK MANAGEMENT FUND**

The *Risk Management Fund* is designed to account for the School System's property, general and automobile liability.

**MEDICAL INSURANCE FUND**

The *Medical Insurance Fund* accounts for the activity of the School System's managed health care program for its employees.

**EAST BATON ROUGE PARISH SCHOOL SYSTEM**

**Baton Rouge, Louisiana**

**PROPRIETARY FUND TYPE**

**INTERNAL SERVICE FUNDS**

**COMBINING STATEMENT OF NET POSITION**

**JUNE 30, 2022**

	<u>Workers'</u> <u>Compensation</u> <u>Fund</u>	<u>Risk</u> <u>Management</u> <u>Fund</u>	<u>Medical</u> <u>Insurance</u> <u>Fund</u>	<u>Total</u> <u>Internal</u> <u>Service</u> <u>Funds</u>
<b><u>ASSETS</u></b>				
Current:				
Cash and cash equivalents	\$ 12,619,044	\$ 17,886,335	\$ 33,318,090	\$ 63,823,469
Reimbursement receivable	-	-	22,002	22,002
TOTAL ASSETS	<u>\$ 12,619,044</u>	<u>\$ 17,886,335</u>	<u>\$ 33,340,092</u>	<u>\$ 63,845,471</u>
<b><u>LIABILITIES AND NET POSITION</u></b>				
Liabilities:				
Current:				
Accounts payable	\$ -	\$ -	\$ 1,109,911	\$ 1,109,911
Claims payable	3,297,327	1,059,899	4,538,799	8,896,025
Noncurrent:				
Claims payable	4,359,178	2,254,606	-	6,613,784
TOTAL LIABILITIES	<u>7,656,505</u>	<u>3,314,505</u>	<u>5,648,710</u>	<u>16,619,720</u>
Net position - unrestricted	<u>4,962,539</u>	<u>14,571,830</u>	<u>27,691,382</u>	<u>47,225,751</u>
TOTAL LIABILITIES AND NET POSITION	<u>\$ 12,619,044</u>	<u>\$ 17,886,335</u>	<u>\$ 33,340,092</u>	<u>\$ 63,845,471</u>

**EAST BATON ROUGE PARISH SCHOOL SYSTEM**

**Baton Rouge, Louisiana**

**PROPRIETARY FUND TYPE**

**INTERNAL SERVICE FUNDS**

**COMBINING STATEMENT OF REVENUES, EXPENSES AND CHANGES IN NET POSITION**

**FISCAL YEAR ENDED JUNE 30, 2022**

	<u>Workers'</u> <u>Compensation</u> <u>Fund</u>	<u>Risk</u> <u>Management</u> <u>Fund</u>	<u>Medical</u> <u>Insurance</u> <u>Fund</u>	<u>Total</u> <u>Internal</u> <u>Service</u> <u>Funds</u>
<b><u>OPERATING REVENUES</u></b>				
Premiums received	\$ 4,177,395	\$ 2,659,296	\$ 73,332,115	\$ 80,168,806
Refunds received	-	40,716	-	40,716
TOTAL OPERATING REVENUE	<u>4,177,395</u>	<u>2,700,012</u>	<u>73,332,115</u>	<u>80,209,522</u>
<b><u>OPERATING EXPENSES</u></b>				
Claims expense	2,093,885	1,586,945	75,478,122	79,158,952
Materials and supplies	-	-	-	-
Administrative fees	975	277,567	2,244,471	2,523,013
TOTAL OPERATING EXPENSES	<u>2,094,860</u>	<u>1,864,512</u>	<u>77,722,593</u>	<u>81,681,965</u>
NET OPERATING LOSS	<u>2,082,535</u>	<u>835,500</u>	<u>(4,390,478)</u>	<u>(1,472,443)</u>
<b><u>NON-OPERATING REVENUES</u></b>				
Interest income	517	-	-	517
TOTAL NON-OPERATING REVENUES	<u>517</u>	<u>-</u>	<u>-</u>	<u>517</u>
LOSS BEFORE TRANSFERS	<u>2,083,052</u>	<u>835,500</u>	<u>(4,390,478)</u>	<u>(1,471,926)</u>
<b><u>TRANSFERS IN (OUT)</u></b>	<u>-</u>	<u>-</u>	<u>9,000,000</u>	<u>9,000,000</u>
CHANGE IN NET POSITION	<u>2,083,052</u>	<u>835,500</u>	<u>4,609,522</u>	<u>7,528,074</u>
NET POSITION at JUNE 30, 2021	<u>2,879,487</u>	<u>13,736,330</u>	<u>23,081,860</u>	<u>39,697,677</u>
NET POSITION at JUNE 30, 2022	<u>\$ 4,962,539</u>	<u>\$ 14,571,830</u>	<u>\$ 27,691,382</u>	<u>\$ 47,225,751</u>



**EAST BATON ROUGE PARISH SCHOOL SYSTEM**

**Baton Rouge, Louisiana**

**PROPRIETARY FUND TYPE**

**INTERNAL SERVICE FUNDS**

**COMBINING STATEMENT OF CASH FLOWS**

**FISCAL YEAR ENDED JUNE 30, 2022**

	<u>Workers'</u> <u>Compensation</u> <u>Fund</u>	<u>Risk</u> <u>Management</u> <u>Fund</u>	<u>Medical</u> <u>Insurance</u> <u>Fund</u>	<u>Total</u> <u>Internal</u> <u>Service</u> <u>Funds</u>
<b><u>CASH FLOWS FROM OPERATING ACTIVITIES:</u></b>				
Cash premiums received	\$ 4,177,465	\$ 2,659,296	\$ 73,384,588	\$ 80,221,349
Cash refunds received	-	78,216	-	78,216
Cash paid in claims and benefits	(3,207,315)	(2,333,662)	(78,299,293)	(83,840,270)
Cash paid for expenses	(975)	(277,567)	(1,262,581)	(1,541,123)
NET CASH PROVIDED BY (USED IN) OPERATING ACTIVITIES	<u>969,175</u>	<u>126,283</u>	<u>(6,177,286)</u>	<u>(5,081,828)</u>
<b><u>CASH FLOWS FROM NONCAPITAL FINANCING ACTIVITIES:</u></b>				
Interfund advances in	-	-	9,000,000	9,000,000
NET CASH PROVIDED BY (USED IN) NONCAPITAL FINANCING ACTIVITIES	<u>-</u>	<u>-</u>	<u>9,000,000</u>	<u>9,000,000</u>
<b><u>CASH FLOWS FROM INVESTING ACTIVITIES:</u></b>				
Interest Income	517	-	-	517
NET CASH PROVIDED BY INVESTING ACTIVITIES	<u>517</u>	<u>-</u>	<u>-</u>	<u>517</u>
NET CHANGE IN CASH	969,692	126,283	2,822,714	3,918,689
Cash at beginning of year	<u>11,649,352</u>	<u>17,760,052</u>	<u>30,495,376</u>	<u>59,904,780</u>
CASH AT END OF YEAR	<u>\$ 12,619,044</u>	<u>\$ 17,886,335</u>	<u>\$ 33,318,090</u>	<u>\$ 63,823,469</u>
<b>Reconciliation of operating loss to net cash provided by (used in) operating activities</b>				
Operating income (loss)	\$ 2,082,535	\$ 835,500	\$ (4,390,478)	\$ (1,472,443)
Adjustments to reconcile operating loss to net cash provided by (used in) operating activities:				
Changes in:				
Reimbursement receivables	70	37,500	52,473	90,043
Accounts and claims payable	(1,113,430)	(746,717)	(1,839,281)	(3,699,428)
NET CASH PROVIDED BY (USED IN) OPERATING ACTIVITIES	<u>\$ 969,175</u>	<u>\$ 126,283</u>	<u>\$ (6,177,286)</u>	<u>\$ (5,081,828)</u>

**EAST BATON ROUGE PARISH SCHOOL SYSTEM**  
**Baton Rouge, Louisiana**

**SCHEDULE OF COMPENSATION, BENEFITS, AND OTHER**  
**PAYMENTS TO THE SUPERINTENDENT**  
**FISCAL YEAR ENDED JUNE 30, 2022**

<b><u>Agency Head Name:</u></b>	<b><u>Sito Narcisse</u></b>
Salary	\$ 255,000
One Time Supplement	1,200
Performance Award	10,000
Employee Benefits	78,492
Tax Sheltered Annuity	67,830
Car Allowance	10,000
Electronic Allowance	3,000
Dues	1,070
	<u>\$ 426,592</u>

**EAST BATON ROUGE PARISH SCHOOL SYSTEM**  
**Baton Rouge, Louisiana**

**SCHEDULE OF BOARD MEMBERS' COMPENSATION**  
**FISCAL YEAR ENDED JUNE 30, 2022**

<u>Name</u>	<u>Compensation Base (1)</u>	<u>Additional Compensation (2)</u>	<u>Total</u>
Mark Bellue	\$ 9,600	\$ -	\$ 9,600
Dadrius Lanus	9,600	165	9,765
Tramelle Howard	9,600	250	9,850
Dawn Collins	9,600	97	9,697
Evelyn Ware-Jackson	9,600	-	9,600
Jill Dyason	9,600	462	10,062
Michael Gaudet, President	9,600	-	9,600
Connie Bernard	9,600	206	9,806
David Tatman, President	10,800	-	10,800
	<u>\$ 87,600</u>	<u>\$ 1,180</u>	<u>\$ 88,780</u>

***Notes:***

(1) Board President receives an additional \$100 per month

(2) In addition each Board Member can be reimbursed for mileage @ 50 cents per mile if requested.

Source: Payroll system of East Baton Rouge Parish School System.

Page Intentionally Blank



# Statistical Section



2021-2022 Annual Comprehensive Financial Report



**EAST BATON ROUGE PARISH SCHOOL SYSTEM**  
**Baton Rouge, Louisiana**

**STATISTICAL SCHEDULE DESCRIPTIONS**

This part of the School System's comprehensive annual financial report presents detailed information as a context for understanding what the information in the financial statements, note disclosures and required supplementary information states about the School System's overall financial health.

**FINANCIAL TRENDS**

These schedules contain trend information to assist the reader in understanding how the School System's financial position and well-being have changed over time.

- Net Position By Component – Last Ten Fiscal Years
- Changes in Net Positions – Last Ten Fiscal Years
- Fund Balances of Governmental Funds – Last Ten Fiscal Years
- Changes in Fund Balances of Governmental Funds – Last Ten Fiscal Years

**REVENUE CAPACITY**

These schedules contain information to help the reader assess the School System's ability to generate own-source revenues, namely the property tax.

- Assessed and Estimated Actual Value of Taxable Property – Last Ten Fiscal Years
- Principal Property Taxpayers – Current Year and Nine Years Ago
- Property Tax Millages – Direct and Overlapping Governments – Last Ten Tax Years
- Property Tax Levies and Collections – Last Ten Tax Years
- Sales Tax Revenues – Last Ten Calendar Years
- Taxable Sales by Category – General Sales and Use Tax – Last Ten Calendar Years

**DEBT CAPACITY**

These schedules present information to help the reader assess the affordability of the School System's current levels of outstanding debt and the School System's ability to issue additional debt in the future.

- Ratios of Outstanding Debt by Type – Last Ten Fiscal Years
- Computation of Legal Debt Margin – Last Ten Fiscal Years
- Computation of Direct and Overlapping Debt – December 31, 2021

**DEMOGRAPHIC AND ECONOMIC INFORMATION**

These schedules offer demographic and economic indicators to help the reader understand the environment within which the School System's financial activities take place.

- Demographic Statistics – Last Ten Fiscal Years
- Principal Employers – Current Year and Nine Years Ago

**EAST BATON ROUGE PARISH SCHOOL SYSTEM**  
**Baton Rouge, Louisiana**

**STATISTICAL SCHEDULE DESCRIPTIONS** (continued)

**OPERATING INFORMATION**

These schedules contain service and infrastructure data to help the reader understand how the information in the School System's financial report related to the services the School System provides and the activities it performs.

- General Fund Expenditures by Function – Last Ten Fiscal Years
- General Fund Expenditures by Function Per Pupil – Last Ten Fiscal Years
- Full-Time Equivalents (FTE) Employees – Last Ten Fiscal Years
- Percentage of Free and Reduced Students in Lunch Program – Last Ten Fiscal Years
- History of High School Graduates – Last Ten Fiscal Years
- Capital Asset Information – June 30, 2022

Sources: Unless otherwise noted, the information in these schedules is derived from the annual comprehensive financial reports for the relevant year.



**EAST BATON ROUGE PARISH SCHOOL SYSTEM**  
**Baton Rouge, Louisiana**

**NET POSITION BY COMPONENT**  
**LAST TEN FISCAL YEARS**  
**(accrual basis of accounting)**  
**(unaudited)**

<u>Fiscal Year</u>	<u>Net Investment in Capital Assets</u>	<u>Restricted</u>	<u>Unrestricted</u>	<u>Total</u>
2022	\$ 462,057,039	\$ 131,923,855	\$ (697,149,962)	\$ (103,169,068)
2021	460,694,751	95,696,363	(812,138,473)	(255,747,359)
2020 (2)	473,344,184	67,117,638	(825,321,842)	(284,860,020)
2019	467,566,535	66,534,320	(832,021,118)	(297,920,263)
2018	450,348,932	65,675,585	(806,378,981)	(290,354,464)
2017	412,740,027	68,333,468	(744,969,328)	(263,895,833)
2016 (1)	403,480,617	48,561,928	(716,940,070)	(264,897,525)
2015	396,856,443	29,106,862	(708,174,385)	(282,211,080)
2014	371,549,301	48,117,058	(162,376,039)	257,290,320
2013	361,809,173	46,195,170	(165,445,855)	242,558,488

Source: Comprehensive Annual Financial Reports

(1) In 2016, the fund balance amount restricted for Child Nutrition was reclassified from unrestricted to restricted net position on the Statement of Net Position.

(2) Amounts presented for 2020 are as previously reported. Beginning in fiscal year ended June 30, 2021, accounting changes were made to restate the beginning net position due to the implementation of GASB No. 84 *Fiduciary Activities*.

**EAST BATON ROUGE PARISH SCHOOL SYSTEM**  
**Baton Rouge, Louisiana**

**CHANGES IN NET POSITION**  
**LAST TEN FISCAL YEARS**  
**(accrual basis of accounting)**  
**(unaudited)**

Fiscal Year Ended June 30,

	2022	2021	2020	2019	2018
<b>Expenses:</b>					
Instruction:					
Regular education programs	\$ 161,464,854	\$ 192,865,471	\$ 183,430,927	\$ 185,523,786	\$ 179,783,397
Special education programs	45,921,971	59,550,492	57,530,552	58,144,412	58,706,613
Other education programs	56,314,044	57,415,638	51,689,511	51,112,058	47,708,329
Support Services:					
Pupil support services	38,998,788	41,907,870	40,847,908	40,907,044	38,592,886
Instructional staff services	41,446,941	36,672,958	31,121,840	31,823,186	28,114,461
General administration services	15,130,153	14,090,078	11,490,742	13,672,238	12,285,612
School administration services	22,992,153	27,743,391	26,646,154	27,371,935	26,770,383
Business and central services	15,285,377	16,634,452	14,475,200	14,897,594	14,575,491
Plant operations and maintenance	54,111,860	46,841,363	44,419,427	47,871,663	50,031,263
Transportation	33,718,135	35,620,520	34,760,895	37,217,097	33,264,647
Child nutrition	38,746,891	38,618,183	47,554,184	30,443,276	29,671,227
Community service operations	12,350	12,350	12,350	12,350	12,350
Appropriations					
Charter schools - Type 1	75,672,567	57,423,453	50,290,095	41,387,463	30,116,114
Charter schools - Type 2	29,349,152	30,937,676	27,582,812	25,791,105	23,216,329
Office of Juvenile Justice	73,010	105,202	131,624	143,873	145,811
Magnet programs	-	-	-	-	-
Recovery School District	13,424,854	13,480,552	13,842,504	14,505,579	16,072,002
COVID-19 Stipends	1,129,701	1,808,004	-	-	-
Interest on long-term debt	380,419	284,532	244,430	285,610	376,897
Total expenses	<u>644,173,220</u>	<u>672,012,185</u>	<u>636,071,155</u>	<u>621,110,269</u>	<u>589,443,812</u>
<b>Program revenues:</b>					
Charges for services:					
Instruction	10,705,717	6,306,779	1,287,951	1,803,247	1,402,643
Plant operation and maintenance	-	-	-	-	-
Transportation	633,125	629,897	-	502,780	853,974
Child nutrition	390,456	525,649	781,278	581,867	584,378
Operating grants and contributions	171,570,549	122,216,068	103,518,362	85,438,981	99,971,970
Capital grants and contributions	5,062,469	78,830	2,792,070	6,922,486	-
Total program revenues	<u>188,362,316</u>	<u>129,757,223</u>	<u>108,379,661</u>	<u>95,249,361</u>	<u>102,812,965</u>
Net (expense) revenue	(455,810,904)	(542,254,962)	(527,691,494)	(525,860,908)	(486,630,847)
<b>General revenues and other changes in net assets:</b>					
Taxes:					
Ad valorem taxes	182,541,749	182,263,788	177,194,133	168,294,581	165,466,456
State revenue sharing	3,851,331	3,860,649	3,973,753	4,004,201	4,028,980
Sales and use taxes	225,383,582	194,691,444	178,160,214	182,207,657	179,415,809
State aid not restricted to specific programs (MFP)	187,546,304	176,818,555	174,817,783	154,821,849	166,033,183
Interest and investment earnings	945,498	411,373	2,149,614	3,048,423	1,527,684
Miscellaneous	8,120,731	6,875,955	4,456,240	5,918,398	5,354,842
Total general revenues and other changes in net position	<u>608,389,195</u>	<u>564,921,764</u>	<u>540,751,737</u>	<u>518,295,109</u>	<u>521,826,954</u>
<b>Change in net position</b>	<u>\$ 152,578,291</u>	<u>\$ 22,666,802</u>	<u>\$ 13,060,243</u>	<u>\$ (7,565,799)</u>	<u>\$ 35,196,107</u>

Source: Comprehensive Annual Financial Reports

Fiscal Year Ended June 30,

	2017	2016	2015	2014	2013
\$	182,594,399	\$ 166,474,769	\$ 160,557,844	\$ 173,794,640	\$ 166,761,292
	64,423,211	60,523,306	57,251,574	57,490,323	57,305,312
	51,907,667	51,923,590	51,781,515	52,078,224	48,716,438
	40,051,744	37,509,329	38,166,966	37,637,652	37,476,046
	29,007,379	29,554,779	30,405,481	31,236,178	28,821,107
	11,120,869	11,912,209	12,672,588	12,101,634	11,566,092
	28,971,098	25,597,207	24,262,838	23,779,907	22,635,270
	14,289,510	14,157,789	13,904,960	13,317,741	13,201,479
	72,131,816	46,840,301	54,024,412	48,721,834	45,737,662
	34,660,007	32,958,222	33,503,365	33,446,284	32,711,351
	29,596,017	28,975,759	26,533,073	25,166,216	25,129,227
	12,350	12,350	265,327	12,350	12,350
	30,388,376	29,861,338	32,442,790	23,267,445	20,334,144
	16,977,987	13,938,990	10,344,959	6,982,719	2,415,638
	162,095	110,355	129,864	184,554	178,789
	-	7,265,633	6,026,400	5,905,611	5,077,260
	17,367,386	16,116,399	12,525,322	12,898,005	13,418,315
	-	-	-	-	-
	376,893	376,893	376,889	436,995	273,860
	<u>624,038,804</u>	<u>574,109,218</u>	<u>565,176,167</u>	<u>558,458,312</u>	<u>531,771,632</u>
	974,409	957,698	923,633	913,741	787,634
	6,853,879	-	-	-	-
	607,908	709,262	778,329	495,273	602,043
	634,406	790,070	784,882	1,795,086	1,983,312
	89,097,705	78,832,769	79,728,511	79,340,738	72,252,287
	2,027,043	-	-	-	-
	<u>100,195,350</u>	<u>81,289,799</u>	<u>82,215,355</u>	<u>82,544,838</u>	<u>75,625,276</u>
	(523,843,454)	(492,819,419)	(482,960,812)	(475,913,474)	(456,146,356)
	157,201,231	154,517,614	150,966,345	147,294,070	140,657,409
	4,030,286	3,848,546	4,046,548	4,076,099	4,077,884
	191,494,294	174,082,945	172,402,667	165,634,180	164,449,406
	166,220,581	170,598,098	169,562,586	166,898,493	170,020,862
	1,152,045	1,127,134	1,063,035	891,003	971,217
	4,746,709	5,506,452	6,236,064	5,851,461	6,937,560
	<u>524,845,146</u>	<u>509,680,789</u>	<u>504,277,245</u>	<u>490,645,306</u>	<u>487,114,338</u>
\$	<u>1,001,692</u>	<u>\$ 16,861,370</u>	<u>\$ 21,316,433</u>	<u>\$ 14,731,832</u>	<u>\$ 30,967,982</u>

**EAST BATON ROUGE PARISH SCHOOL SYSTEM**  
**Baton Rouge, Louisiana**

**FUND BALANCES OF GOVERNMENTAL FUNDS**  
**LAST TEN FISCAL YEARS**  
**(modified accrual basis of accounting)**  
**(unaudited)**

	Fiscal Year Ended June 30,				
<b>As required by GASB 54</b>	2022	2021	2020 (1)	2019	2018
<b>General Fund</b>					
Nonspendable	\$ 84,624	\$ 158,918	\$ 180,902	\$ 46,171	\$ 141,261
Assigned	35,500,000	26,500,000	17,500,000	17,500,000	17,500,000
Unassigned	56,896,768	44,917,306	35,472,027	25,904,391	53,267,504
Total general fund	92,481,392	71,576,224	53,152,929	43,450,562	70,908,765
<b>All Other Governmental Funds*</b>					
Nonspendable	\$ 1,450,271	\$ 1,537,494	\$ 2,032,502	\$ 1,398,715	\$ 1,284,934
Restricted	130,473,584	94,527,326	65,027,536	65,135,605	64,390,651
Assigned	685,872	506,353	304,964	309,998	327,265
Unassigned	-	(5,883,327)	(6,470,157)	(4,198,909)	(4,760,502)
Total all other governmental funds	\$ 132,609,727	\$ 90,687,846	\$ 60,894,845	\$ 62,645,409	\$ 61,242,348

\* Includes Child Nutrition and Other Non Major Funds.

(1) Amounts presented for 2020 are as previously reported. Beginning in fiscal year ended June 30, 2021, accounting changes were made to restate the beginning fund balance due to the implementation of GASB No. 84 *Fiduciary Activities*.

Source: Comprehensive Annual Financial Reports

Fiscal Year Ended June 30,

2017	2016	2015	2014	2013
\$ 46,171	\$ 46,171	\$ 125,090	\$ 119,607	\$ 118,775
19,453,066	22,237,628	36,104,377	38,466,335	41,232,504
61,468,075	59,176,208	50,598,410	44,856,340	36,203,772
<u>80,967,312</u>	<u>81,460,007</u>	<u>86,827,877</u>	<u>83,442,282</u>	<u>77,555,051</u>
\$ 1,436,856	\$ 473,419	\$ 339,034	\$ 342,685	\$ 384,224
68,333,468	47,636,324	36,398,630	54,444,199	51,934,101
336,015	314,158	352,778	1,876,079	8,564,622
(4,741,281)	-	-	-	-
<u>\$ 65,365,058</u>	<u>\$ 48,423,901</u>	<u>\$ 37,090,442</u>	<u>\$ 56,662,963</u>	<u>\$ 60,882,947</u>

**EAST BATON ROUGE PARISH SCHOOL SYSTEM**  
Baton Rouge, Louisiana

**CHANGES IN FUND BALANCES OF GOVERNMENTAL FUNDS**  
**LAST TEN FISCAL YEARS**  
**(modified accrual basis of accounting)**  
**(unaudited)**

	Fiscal Year Ended June 30,				
	2022	2021	2020	2019	2018
<b>REVENUES</b>					
Local sources:					
Ad valorem taxes	\$ 182,541,749	\$ 182,263,788	\$ 177,194,133	\$ 168,294,581	\$ 165,466,456
Sales and use taxes	225,383,582	194,691,444	178,160,214	182,207,657	179,415,809
Earnings on investments	944,981	410,521	2,127,469	3,016,176	1,518,362
Extended day program tuition	989,663	585,738	1,176,572	1,607,215	1,236,307
Student activities	9,565,561	5,591,994			
Other	9,298,065	8,195,461	5,348,897	7,211,076	7,018,466
State sources:					
Unrestricted state sources - other	187,546,304	176,818,555	174,817,783	154,821,849	166,033,183
Revenue sharing	3,851,331	3,860,649	3,973,753	4,004,201	4,028,980
Restricted grants-in-aid	7,944,823	7,985,012	9,222,403	5,276,607	4,719,125
Federal grants	168,688,195	113,109,886	97,062,754	87,084,861	95,252,845
<b>TOTAL REVENUES</b>	<b>796,754,254</b>	<b>693,513,048</b>	<b>649,083,978</b>	<b>613,524,223</b>	<b>624,689,533</b>
<b>EXPENDITURES</b>					
Current:					
Instruction:					
Regular education programs	165,724,937	160,823,935	153,488,329	160,293,766	157,391,053
Special education programs	57,921,906	58,444,483	57,150,513	59,309,280	60,479,462
Other education programs	66,518,776	58,450,853	51,847,413	53,211,330	49,257,024
Support:					
Pupil support services	47,766,177	41,608,521	40,829,705	42,329,687	39,827,151
Instructional staff services	48,950,259	36,564,934	31,021,837	33,036,709	28,966,866
General administration services	16,661,990	13,723,395	12,705,040	13,170,689	12,418,279
School administration services	28,946,054	27,404,945	26,474,754	28,272,989	27,675,688
Business and central services	15,902,215	16,559,040	14,329,509	15,134,254	15,084,442
Plant operations and maintenance	51,120,301	45,260,468	47,864,804	60,265,155	62,216,431
Transportation	33,034,874	32,951,543	35,556,198	34,939,176	33,347,196
Community Service Operations	12,350	12,350	12,350	12,350	12,350
Child nutrition	40,115,613	37,834,997	46,915,508	31,918,036	29,975,065
Appropriations					
Charter schools Type 1	75,672,567	57,423,453	50,290,095	41,387,463	30,116,114
Charter schools Type 2	29,349,152	30,937,676	27,582,812	25,791,105	23,216,329
Office of Juvenile Justice	73,010	105,202	131,624	143,873	145,811
Magnet programs	-	-	-	-	-
Recovery School District	13,424,854	13,480,552	13,842,504	14,505,579	16,072,002
COVID-19 Stipends	1,129,701	1,808,004			
Facilities and Acquisition	29,437,488	15,279,166	28,060,187	30,787,752	49,508,073
Debt service - Principal	2,784,563	2,784,562	2,784,562	2,784,562	2,784,561
Debt service - Interest	380,419	284,533	244,431	285,610	376,893
<b>TOTAL EXPENDITURES</b>	<b>724,927,206</b>	<b>651,742,612</b>	<b>641,132,175</b>	<b>647,579,365</b>	<b>638,870,790</b>
<b>EXCESS OF REVENUES OVER (UNDER) EXPENDITURES</b>	<b>71,827,048</b>	<b>41,770,436</b>	<b>7,951,803</b>	<b>(34,055,142)</b>	<b>(14,181,257)</b>
<b>OTHER FINANCING SOURCES (USES)</b>					
Transfers in	19,470,352	11,485,747	4,874,406	21,489,461	7,267,600
Insurance proceeds	-	-	-	-	-
Transfers out	(28,470,352)	(11,485,747)	(4,874,406)	(13,489,461)	(7,267,600)
<b>TOTAL OTHER FINANCING SOURCES (USES)</b>	<b>(9,000,000)</b>	<b>-</b>	<b>-</b>	<b>8,000,000</b>	<b>-</b>
<b>NET CHANGE IN FUND BALANCES</b>	<b>\$ 62,827,048</b>	<b>\$ 41,770,436</b>	<b>\$ 7,951,803</b>	<b>\$ (26,055,142)</b>	<b>\$ (14,181,257)</b>
<b>Debt service as a percentage of noncapital expenditures</b>	<b>0.46%</b>	<b>0.49%</b>	<b>0.50%</b>	<b>0.51%</b>	<b>0.55%</b>

Source: Comprehensive Annual Financial Reports

Fiscal Year Ended June 30,

	2017	2016	2015	2014	2013
\$	157,201,231	\$ 154,517,614	\$ 150,966,345	\$ 147,294,070	\$ 140,657,409
	191,494,294	174,082,945	172,402,667	165,634,180	164,449,406
	1,148,878	1,116,995	1,052,896	880,781	959,634
	816,727	859,031	818,239	789,790	658,486
	6,146,705	7,107,130	7,937,818	8,334,939	9,750,960
	166,220,581	170,598,098	169,562,586	166,898,493	170,002,862
	4,030,286	3,848,546	4,046,548	4,076,099	4,077,884
	4,575,250	4,966,985	4,948,851	7,065,243	3,905,634
	84,522,455	73,865,784	74,779,659	72,275,495	68,346,653
	616,156,407	590,963,128	586,515,609	573,249,090	562,808,928
	147,510,001	144,531,269	143,151,211	152,332,858	145,820,274
	60,125,197	60,887,574	59,124,159	57,919,164	57,275,064
	49,498,919	52,972,498	53,397,365	52,481,077	48,703,565
	37,938,252	38,078,554	39,485,543	37,695,876	37,492,495
	27,493,388	30,137,988	31,498,178	31,257,818	28,856,902
	11,843,168	12,271,177	12,318,953	12,480,269	12,180,417
	27,158,707	26,005,068	25,181,548	23,867,132	22,668,941
	13,760,363	14,348,787	14,926,691	13,121,530	12,979,552
	70,073,645	46,712,415	51,669,023	55,175,198	47,681,307
	36,487,943	33,676,364	32,857,989	33,431,655	30,184,193
	12,350	12,350	265,327	12,350	12,350
	28,279,683	28,477,362	26,713,395	25,427,893	25,280,199
	30,388,376	29,861,338	32,442,790	23,267,445	20,334,144
	16,977,987	13,938,990	10,344,959	6,982,719	2,415,638
	162,095	110,355	129,864	184,554	178,789
	-	7,265,633	6,026,400	5,905,611	5,077,260
	17,367,386	16,116,399	12,525,322	12,898,005	13,418,315
	32,005,308	26,350,144	47,321,559	22,400,061	35,869,090
	2,784,563	2,866,381	2,945,366	2,948,199	2,948,198
	376,893	376,893	376,893	292,429	262,007
	610,244,224	584,997,539	602,702,535	570,081,843	549,638,700
	5,912,183	5,965,589	(16,186,926)	3,167,247	13,170,228
	5,395,536	7,678,950	5,130,284	5,427,753	4,153,363
	10,084,094	-	-	-	-
	(5,395,536)	(7,678,950)	(5,130,284)	(6,927,753)	(5,653,363)
	10,084,094	-	-	(1,500,000)	(1,500,000)
\$	15,996,277	\$ 5,965,589	\$ (16,186,926)	\$ 1,667,247	\$ 11,670,228
	0.55%	0.58%	0.60%	0.59%	0.62%

**EAST BATON ROUGE PARISH SCHOOL SYSTEM**  
**Baton Rouge, Louisiana**

**ASSESSED VALUE AND ESTIMATED ACTUAL VALUE OF TAXABLE PROPERTY**  
**LAST TEN FISCAL YEARS**  
**(unaudited)**

<b>Fiscal Year Ended</b>	<b>Residential Property</b>	<b>Public Services Property</b>	<b>Personal/ Other Property</b>	<b>Total Taxable Assessed Value</b>	<b>Add: Tax-Exempt Property</b>	<b>Estimated Actual Taxable Value</b>	<b>Total Direct Tax Rate</b>
<b>June 30,</b>	<b>10%</b>	<b>25%</b>	<b>15%</b>				<b>(Note 2)</b>
2013	\$ 2,836,382,050	\$ 314,845,710	\$ 1,544,050,110	\$ 4,695,277,870	\$ 676,640,250	\$ 5,371,918,120	12.65%
2014	2,886,279,250	343,803,540	1,617,074,540	4,847,157,330	678,870,550	5,526,027,880	12.73%
2015	2,952,471,820	347,183,560	1,629,608,530	4,929,263,910	681,677,500	5,610,941,410	11.72%
2016	2,995,864,318	521,723,990	1,650,662,678	5,168,250,986	677,338,960	5,845,589,946	13.11%
2017	2,947,870,970	358,236,930	1,281,919,610	4,588,027,510	686,575,189	5,274,602,699	12.57%
2018	2,760,432,884	324,949,140	1,178,839,200	4,264,221,224	691,504,130	4,955,725,354	12.53%
2019	2,863,275,371	350,700,550	1,260,911,700	4,474,887,621	690,341,884	5,165,229,505	12.58%
2020	3,039,801,388	342,044,400	1,443,970,230	4,825,816,018	850,831,070	5,676,647,088	12.56%
2021	3,234,273,031	351,773,620	1,288,319,200	4,874,365,851	704,750,653	5,579,116,504	12.40%
2022	3,397,206,260	346,380,800	1,341,461,390	5,085,048,450	709,013,471	5,794,061,921	12.34%

Source: Tax Assessor

Note 2: Direct rate uses weighted average of type of property component to total taxable assessed value applied to the type of property component tax rate. These results are added together to get the total direct tax rate.



**EAST BATON ROUGE PARISH SCHOOL SYSTEM**  
**Baton Rouge, Louisiana**

**PRINCIPAL PROPERTY TAXPAYERS**  
**CURRENT YEAR AND NINE YEARS AGO**  
**(unaudited)**

Taxpayer	Type of Business	December 31, 2021			December 31, 2012		
		Assessed Valuation (1)	Rank	Percentage of Total Assessed Valuation	Assessed Valuation (1)	Rank	Percentage of Total Assessed Valuation
ExxonMobil Corporation	Petroleum Products	\$ 405,568,750	1	7.26 %	\$ 308,892,320	1	7.59 %
Entergy, Inc.	Electric and Gas Utility	123,005,800	2	2.20	86,081,110	2	2.12
J P Morgan/Chase	Bank	37,887,770	3	0.68	43,605,400	4	1.07
State Farm Mutual	Insurance	25,049,580	4	0.45	20,892,000	6	0.52
Formosa Plastics Corp	Plastics Fabrication	30,964,960	5	0.55	18,900,790	9	0.46
Capital One	Bank	21,328,000	6	0.38	17,779,350	10	0.44
Bellsouth Communications	Telephone Utility	18,777,410	7	0.34	39,616,220	5	0.98
Baton Rouge Water Co	Water Utility	18,048,010	8	0.32	--	--	--
Honeywell International	Manufacturing and Technology Products	21,973,440	9	0.39	--	--	--
Dixie Electric Membership	Electric Utility	15,214,650	10	0.27	--	--	--
Georgia Pacific Corporation (2)	Pulp and Paper Products	--	--	--	69,245,520	3	1.70
Wal-Mart	Retail Store	--	--	--	19,370,050	7	0.48
Higman Barge Lines	Public Utility (Watercraft)	--	--	--	18,951,540	8	0.47
		<u>\$ 717,818,370</u>		<u>12.84 %</u>	<u>\$ 643,334,300</u>		<u>15.83 %</u>

(1) Source: East Baton Rouge Parish Assessor's Office

(2) Includes the City of Zachary

**EAST BATON ROUGE PARISH SCHOOL SYSTEM**  
**Baton Rouge, Louisiana**

**PROPERTY TAX MILLAGES - DIRECT AND OVERLAPPING GOVERNMENTS<sup>(1)</sup>**  
**(PER \$1,000 OF ASSESSED VALUE)**  
**LAST TEN CALENDAR YEARS**  
**(unaudited)**

Calendar Year	<u>Direct - East Baton Rouge Parish School System</u>			<u>Overlapping</u>		
	General Fund	Debt Service Funds (2)	Total	Parish	Law Enforcement	Road Lighting
2012	\$ 134,574,676	\$ -	\$ 134,574,676	\$ 14,640,832	\$ 63,798,277	\$ 770,534
2013	140,657,409	-	140,657,409	15,068,687	65,662,678	785,329
2014	147,294,070	-	147,294,070	15,491,537	67,505,273	712,002
2015	150,966,345	-	150,966,345	15,762,356	68,685,384	722,075
2016	154,517,615	-	154,517,615	15,426,470	69,651,440	354,888
2017	161,593,602	-	161,593,602	16,156,091	72,945,725	383,791
2018	163,711,164	-	163,711,164	16,453,040	74,286,465	455,165
2019	171,888,329	-	171,888,329	17,148,567	77,426,813	472,671
2020	176,808,091	-	176,808,091	17,331,508	82,475,972	472,684
2021	179,272,804	-	179,272,804	17,574,309	83,631,394	472,955

(1) Information obtained from East Baton Rouge Parish Tax Assessor

(2) Represents aggregate millage of all debt service districts.

(3) Includes the cities of: Baker, Baton Rouge, Zachary

Note that overlapping rates are those of local governmental entities that apply to property owners within the school system's area. Not all overlapping rates apply to all property owners; for example, although the school system's general fund rates apply to all parish property owners, the debt service rates apply only to the property owners with property in the debt service district.

Source: Information obtained from East Baton Rouge Parish Tax Assessors' Office

**Overlapping**

Recreation and Community Centers	Fire Protection	Levee & Diversion Canal	Cities (3)	Other	Total
\$ 59,746,512	\$ 36,898,755	\$ 3,699,151	\$ 13,351,678	\$ 117,887,704	\$ 445,368,119
61,492,507	37,929,227	3,852,633	13,581,260	93,277,970	432,307,700
63,218,080	39,164,671	3,929,668	14,068,430	95,981,406	447,365,137
66,270,628	43,536,637	3,983,829	14,438,182	97,894,285	462,259,721
67,202,720	32,579,578	3,784,935	14,592,432	112,128,173	470,238,251
70,381,189	35,247,566	4,229,731	29,273,985	86,655,097	476,866,777
71,674,793	37,077,470	4,598,711	31,701,349	89,357,114	489,315,271
74,704,737	38,523,642	4,734,341	32,474,501	88,333,864	505,707,465
75,389,311	42,970,252	4,721,297	33,490,359	92,542,961	526,202,435
80,691,184	43,779,103	1,420,886	33,712,156	93,922,368	534,477,159

**EAST BATON ROUGE PARISH SCHOOL SYSTEM**

**Baton Rouge, Louisiana**

**PROPERTY TAX LEVIES AND COLLECTIONS**

**LAST TEN TAX YEARS**

**(December 31, 2012 through 2021)**

**(unaudited)**

<u>Tax Year</u>	<u>Total Tax Levy (1)</u>	<u>Current Tax Levy Collections (2)</u>	<u>Percent of Levy Collected</u>	<u>Prior Year Tax Collections (2)</u>	<u>Total Collections (2)</u>	<u>Ratio of Total Collections to Tax Levy</u>
2021	\$ 179,272,804	\$ 177,959,214	99.3%	\$ (306,506)	\$ 177,652,708	99.1%
2020	176,808,091	177,069,643	100.1%	238,096	177,307,739	100.3%
2019	172,065,647	170,152,875	98.9%	2,228,252	172,381,127	100.2%
2018	163,711,164	163,327,860	99.8%	334,579	163,662,439	99.9%
2017	161,593,602	160,667,810	99.4%	343,573	161,011,383	99.6%
2016	154,796,890	152,011,494	98.2%	1,486,757	153,498,251	99.2%
2015	151,342,078	150,586,972	99.5%	317,624	150,904,596	99.7%
2014	148,674,295	147,095,340	98.9%	354,984	147,450,324	99.2%
2013	144,115,626	143,431,161	99.5%	449,354	143,880,515	99.8%
2012	139,146,486	137,160,425	98.6%	242,156	137,402,581	98.7%

- (1) "Total Tax Levy" represents the original levy of the Assessor, less the amount of homestead exemption, and is the amount to be paid by the taxpayer.

The amounts to be paid by the taxpayer are ultimately collected in full, except for adjustments due to assessment errors and delayed homestead exemptions. The amount paid by the State Treasurer for homestead exemption is based on an appropriation formula by the State of Louisiana.

- (2) Source: East Baton Rouge Parish Assessor's Office

**EAST BATON ROUGE PARISH SCHOOL SYSTEM**  
**Baton Rouge, Louisiana**

**TAX REVENUES BY SOURCE, GOVERNMENTAL FUNDS**  
**LAST TEN FISCAL YEARS**  
(modified accrual basis of accounting)  
(unaudited)

Fiscal Year	Ad Valorem Taxes	Sales Tax	Total Taxes	%
				Change P/Y
2013	\$ 134,574,676	\$ 157,956,316	\$ 292,530,992	4.29%
2014	140,657,409	164,449,406	305,106,815	4.30%
2015	147,294,070	165,634,180	312,928,250	2.56%
2016	150,966,345	172,402,667	323,369,012	3.34%
2017	154,517,615	174,082,945	328,600,560	1.62%
2018	157,201,230	191,494,294	348,695,524	6.12%
2019	165,466,456	179,415,809	344,882,265	-1.09%
2020	177,194,133	178,160,214	355,354,347	3.04%
2021	182,263,788	194,691,444	376,955,232	6.08%
2022	\$ 182,541,749	\$ 225,383,582	407,925,331	8.22%
Change 2013-2022	35.64%	42.69%	39.45%	

Source: Information from the School System's financial statement

**EAST BATON ROUGE PARISH SCHOOL SYSTEM**  
**Baton Rouge, Louisiana**

**TAXABLE SALES BY CATEGORY-GENERAL SALES AND USE TAX**  
**LAST TEN CALENDAR YEARS**  
**(modified accrual basis of accounting)**  
**(amounts expressed in thousands)**  
**(unaudited)**

Standard Industrial Classification Code	Year ended December 31,				
	2021	2020	2019	2018	2017
Agriculture, Forestry, and Fishing	\$ 1,128	\$ 974	\$ 977	\$ 960	\$ 1,949
Mining	57,508	974	2,931	2,881	974
Construction	119,527	131,449	148,513	197,815	155,892
Manufacturing	852,477	877,299	939,932	894,007	855,457
Transportation and Public Utilities	40,594	35,053	34,197	40,331	52,614
Wholesale Trade	557,042	505,348	514,911	482,053	435,523
Other Retail Trade	5,437,360	4,450,760	4,383,091	4,439,305	4,555,944
Vehicle	1,037,406	890,931	793,373	729,801	826,228
Food Stores	632,592	618,296	569,626	575,199	562,186
Finance, Insurance, and Real Estate	264,990	263,871	280,416	270,795	278,657
Services	<u>2,275,527</u>	<u>1,961,995</u>	<u>2,102,633</u>	<u>1,969,503</u>	<u>2,017,826</u>
Total	<u>\$ 11,276,151</u>	<u>\$ 9,736,950</u>	<u>\$ 9,770,600</u>	<u>\$ 9,602,650</u>	<u>\$ 9,743,250</u>

Source: City-Parish Finance Revenue Division  
Collector of EBR Parish-wide Sales & Use Taxes  
Based on 2% general sales and use tax with no exceptions for food and drugs.

Year ended December 31,				
2016	2015	2014	2013	2012
\$ 1,954	\$ 1,850	\$ 1,800	\$ 1,750	\$ 1,729
1,954	1,850	-	875	-
155,379	140,606	148,517	156,627	154,729
843,345	843,637	830,797	866,260	934,427
46,907	49,027	36,004	38,500	42,356
420,207	405,168	416,749	389,379	366,510
4,483,508	4,237,608	4,105,379	4,003,171	3,969,371
1,008,496	555,024	542,763	500,506	482,341
563,859	796,459	760,589	725,383	644,850
281,441	299,713	298,835	252,003	267,967
<u>1,965,200</u>	<u>1,919,458</u>	<u>1,859,617</u>	<u>1,815,646</u>	<u>1,779,820</u>
<u>\$ 9,772,250</u>	<u>\$ 9,250,400</u>	<u>\$ 9,001,050</u>	<u>\$ 8,750,100</u>	<u>\$ 8,644,100</u>

**EAST BATON ROUGE PARISH SCHOOL SYSTEM**  
**Baton Rouge, Louisiana**

**RATIOS OF OUTSTANDING DEBT BY TYPE**  
**LAST TEN FISCAL YEARS**  
(unaudited)

Fiscal Year	Qualified School Construction Bond Program	Qualified Zone Academy Bond Program	Capital Leases	Certificates of Indebtedness	Total Debt (1)	Percentage of Personal Income (2)	Debt Per Capita (2)	Debt Per Student (2)
2022	\$ 11,644,305	\$ -	\$ -	\$ -	11,644,305	0.04%	26	298
2021	13,922,809	-	-	-	13,922,809	0.06%	32	268
2020	16,707,375	-	-	-	16,707,375	0.07%	38	313
2019	19,491,937	-	-	-	19,491,937	0.09%	44	370
2018	22,276,499	-	-	-	22,276,499	0.10%	50	426
2017	25,061,062	-	-	-	25,061,062	0.12%	56	477
2016	27,845,624	-	-	-	27,845,624	0.14%	62	519
2015	30,630,187	84,650	-	-	30,714,837	0.16%	69	568
2014	33,414,747	245,457	-	-	33,660,204	0.17%	76	625
2013	36,199,312	409,091	-	-	36,608,403	0.19%	82	672

(1) Details regarding the School System's outstanding debt can be found in the notes to the basic financial statements

(2) See Schedule of Demographic Statistics for personal income and population data



**EAST BATON ROUGE PARISH SCHOOL SYSTEM**  
**Baton Rouge, Louisiana**

**COMPUTATION OF LEGAL DEBT MARGIN**  
**LAST TEN FISCAL YEARS**  
**(unaudited)**

Legal Debt Margin Calculation for Fiscal Year 2022

Assessed Value		<u>\$ 5,085,048,450</u>
Debt Limit (35% of total assessed value)		<u>1,779,766,958</u>
Debt applicable to limitation:		
Total Bonded Debt	\$ -	
Less: Sales Tax Revenue Bonds		
Excess Revenue Certificates	<u>-</u>	
Total Debt Applicable to limitation	\$ -	
Less Amounts Available in Debt Service Funds		
Total Available in Debt Service Funds		
Less Amounts Attributable to Revenue Bonds	<u>-</u>	
Total Available in Debt Service for general obligation bonds	<u>-</u>	
Net Bonded Debt		<u>-</u>
Legal Debt Margin		<u><u>\$ 1,779,766,958</u></u>

	2013	2014	2015	2016	2017	2018	2019	2020	2021	2022
Debt limit	\$ 1,252,493,413	\$ 1,296,327,169	\$ 1,338,569,134	\$ 1,365,140,998	\$ 1,246,925,467	\$ 1,302,021,306	\$ 1,318,728,950	\$ 1,386,026,652	\$ 1,706,028,048	\$ 1,779,766,958
Total net debt applicable to limit	<u>-</u>	<u>-</u>	<u>-</u>	<u>-</u>	<u>-</u>	<u>-</u>	<u>-</u>	<u>-</u>	<u>-</u>	<u>-</u>
Legal debt margin	<u>\$ 1,252,493,413</u>	<u>\$ 1,296,327,169</u>	<u>\$ 1,338,569,134</u>	<u>\$ 1,365,140,998</u>	<u>\$ 1,246,925,467</u>	<u>\$ 1,302,021,306</u>	<u>\$ 1,318,728,950</u>	<u>\$ 1,386,026,652</u>	<u>\$ 1,706,028,048</u>	<u>\$ 1,779,766,958</u>
Total net debt applicable to the limit as a percentage of debt limit	0.00%	0.00%	0.00%	0.00%	0.00%	0.00%	0.00%	0.00%	0.00%	0.00%

Notes: Legal debt limit is established by Louisiana Revised Statute Title 39, Section 562, and is 35% of assessed value for school boards.

Source: Tax assessor's office records, School System's financial records

**EAST BATON ROUGE PARISH SCHOOL SYSTEM**  
**Baton Rouge, Louisiana**

**COMPUTATION OF DIRECT AND OVERLAPPING DEBT**  
**DECEMBER 31, 2021**  
**(unaudited)**

	<u>Debt Outstanding</u>	<u>Estimated Percentage Applicable (1)</u>	<u>Amount Applicable to Primary Government</u>
<b><u>Overlapping Debt:</u></b>			
Baton Rouge Recreation and Park Commission	\$ 17,085,000	100.00%	\$ 17,085,000
Central Community School System	50,300,000	5.00%	2,515,000
City of Zachary	19,559,096	3.00%	586,773
Hospital Service District No. 1 (Lane Memorial Hospital)	13,425,000	100.00%	13,425,000
Nineteenth Judicial District Court	90,420,000	100.00%	90,420,000
Zachary Community School Board	82,728,554	6.00%	4,963,713
City of Baton Rouge/Parish of EBR direct debt	405,046,112	100.00%	405,046,112
Total overlapping debt			534,041,598
East Baton Rouge Parish School System direct debt (2)			11,138,246
Total direct and overlapping debt			\$ 545,179,844

Net Overlapping Debt is computed to demonstrate the total property tax burden on the taxpayers within the reporting government's geographic jurisdiction and the total debt that their property taxes will be expected to repay.

(1) The percentage of overlapping debt applicable is estimated using taxable assessed property values. Applicable percentages were estimated by determining the portion of the Municipalities taxable assessed value that is within the Parish's boundaries and dividing it by the Parish's total taxable assessed value.

(2) The School System's outstanding debt relates to Qualified School Construction Bonds, as disclosed in Note 8 of the basic financial statements.

Source: Comprehensive Annual Financial Report of City-Parish Government of Baton Rouge.

Page Intentionally Blank

**EAST BATON ROUGE PARISH SCHOOL SYSTEM**  
**Baton Rouge, Louisiana**

**DEMOGRAPHIC STATISTICS**  
**LAST TEN FISCAL YEARS**  
**(December 31, 2012 through 2021)**  
**(unaudited)**

<u>Fiscal Year</u>	<u>Population (1)</u>	<u>Personal Income (3)</u>	<u>Per Capita Personal Income (3)</u>	<u>Median Age (1)</u>	<u>Public School Enrollment</u>	<u>EBR Parish Unemployment Rate (4)</u>	<u>Labor Market Area Unemployment Rate (5)</u>
2012	444,275	\$ 19,047,316,000	\$ 42,873	32.7	54,439	6.3	6.4
2013	445,227	19,227,032,000	43,185	32.7	53,881	5.8	5.9
2014	446,042	19,227,032,000	43,106	32.9	54,055	5.8	5.8
2015	446,753	18,930,264,869	42,373	32.9	53,602	5.4	5.5
2016	447,037	21,756,396,716	48,668	32.8	52,540	5.1	5.2
2017	446,268	21,764,720,000	48,771	33.8	52,306	4.4	4.5
2018	440,956	23,059,353,064	52,294	32.9	52,698	4.3	4.4
2019	440,059	23,763,626,059	54,001	33.2	53,383	4.4	4.4
2020	439,729	24,017,118,522	54,618	33.5	52,044	7.8	7.4
2021	453,301	27,182,647,766 (5)	59,966 (5)	33.6 (5)	39,086 (6)	5.3	4.9

All information is parishwide, with the exception of public school enrollment.

- (1) Estimates – U.S. Census
- (3) Estimates - Bureau of Economic Analysis
- (4) Louisiana Department of Labor - Benchmark rates for East Baton Rouge Parish only - These data are disaggregated using claims for unemployment compensation and population sharing ratios which are applied to present market area estimates and are valid only for the allocation of manpower revenue sharing funds.
- (5) Finance Department Estimate
- (6) Department of Education as of February 2021

**EAST BATON ROUGE PARISH SCHOOL SYSTEM**  
**Baton Rouge, Louisiana**

**PRINCIPAL EMPLOYERS**  
**CURRENT YEAR AND NINE YEARS AGO**  
**(December 31, 2012 and 2021)**  
**(unaudited)**

December 31, 2021 (1)				December 31, 2012			
Employer	Number of Employees	Rank	Percent of Total	Employer	Number of Employees	Rank	Percent of Total
Louisiana State Government	23,881	1	9.13 %	Louisiana State Government	13,628	1	5.73 %
Turner Industries	9,230	2	3.53	Turner Industries	9,671	2	4.06
Our Lady of the Lake Regional Medical Center	7,467	3	2.86	Our Lady of the Lake Regional Medical Center	4,009	8	1.68
East Baton Rouge Parish School System	6,510	4	2.49	East Baton Rouge Parish School System	5,995	3	2.52
Louisiana State University	5,470	5	2.09	Louisiana State University	5,600	4	2.35
City-Parish Government	4,598	6	1.76	City-Parish Government	4,384	5	1.84
Baton Rouge General Medical Center	3,600	7	1.38	Baton Rouge General Medical Center	3,000	10	1.26
Oschner Medical Center	2,400	8	0.92	Oschner Medical Center	-	-	-
Woman's Hospital	2,152	9	0.82	Woman's Hospital	-	-	-
Performance Contractors	2,000	10	0.76	Performance Contractors	3,500	9	1.47
ExxonMobil Corporation	-	-	-	ExxonMobil Corporation	4,275	6	1.80
The Shaw Group	-	-	-	The Shaw Group	4,243	7	1.78
	<u>67,308</u>		<u>25.74 %</u>		<u>58,305</u>		<u>24.49 %</u>

(1) Source 2021 Baton Rouge Tax Assessors Office:  
 Baton Rouge Area Chamber estimates  
 Louisiana Department of State Civil Service  
 East Baton Rouge Parish School System  
 Louisiana Department of State Civil Service  
 Louisiana State University - Baton Rouge

Page Intentionally Blank

**EAST BATON ROUGE PARISH SCHOOL SYSTEM**  
**Baton Rouge, Louisiana**

**GENERAL FUND EXPENDITURES BY FUNCTION**  
**LAST TEN FISCAL YEARS**  
**(modified accrual basis of accounting)**  
**(unaudited)**

	Fiscal Year Ended June 30,					
	2022	2021	2020	2019	2018	2017
<b>EXPENDITURES</b>						
Current:						
Instruction:						
Regular education programs	\$ 127,154,861 26.0%	\$ 130,360,043 28.1%	\$ 130,729,149 29.0%	\$ 137,465,950 29.8%	\$ 137,364,607 30.9%	\$ 130,944,595 30.2%
Special education programs	49,778,841 10.2%	50,131,342 10.8%	49,365,253 10.9%	51,512,975 11.2%	52,888,149 11.9%	52,627,737 12.1%
Other education programs	17,406,619 3.6%	18,417,428 4.0%	20,909,002 4.6%	23,027,982 5.0%	21,744,648 4.9%	20,989,654 4.8%
Support:						
Pupil support services	31,302,998 6.4%	29,475,933 6.4%	28,616,075 6.3%	30,814,367 6.7%	29,049,518 6.5%	27,925,408 6.4%
Instructional staff services	12,597,907 2.6%	11,048,974 2.4%	10,724,386 2.4%	12,323,475 2.7%	12,198,369 2.7%	12,375,246 2.9%
General administration services	13,404,849 2.7%	11,197,758 2.4%	10,924,579 2.4%	11,238,563 2.4%	11,389,242 2.6%	10,756,252 2.5%
School administration services	25,906,735 5.3%	24,437,711 5.3%	23,408,203 5.2%	24,984,145 5.4%	24,231,100 5.4%	24,071,420 5.5%
Business and central services	11,496,892 2.4%	12,112,971 2.6%	11,166,312 2.5%	12,224,326 2.7%	12,631,588 2.8%	11,700,600 2.7%
Plant operations and maintenance	46,197,358 9.5%	40,289,849 8.7%	39,863,996 8.8%	40,354,747 8.8%	40,824,414 9.2%	44,536,706 10.3%
Transportation	30,174,965 6.2%	29,503,980 6.4%	31,303,999 6.9%	31,217,888 6.8%	30,090,447 6.8%	28,102,493 6.5%
Community Service Operations	12,350 0.0%	12,350 0.0%	12,350 0.0%	12,350 0.0%	12,350 0.0%	12,350 0.0%
Appropriations						
Charter schools Type 1	75,611,133 15.5%	57,230,739 12.3%	49,801,949 11.0%	40,977,699 8.9%	29,605,456 6.7%	29,951,784 6.9%
Charter schools Type 2	29,349,152 6.0%	30,937,676 6.7%	27,582,812 6.1%	25,791,105 5.6%	23,216,329 5.2%	16,977,987 3.9%
Office of Juvenile Justice	73,010 0.0%	105,202 0.0%	131,624 0.0%	143,873 0.0%	145,811 0.0%	162,095 0.0%
Magnet programs	- 0.0%	- 0.0%	- 0.0%	- 0.0%	- 0.0%	- 0.0%
Recovery School District	13,424,854 2.7%	13,480,552 2.9%	13,842,504 3.1%	14,505,579 3.1%	16,072,002 3.6%	17,367,386 4.0%
COVID-19 Stipends	1,129,701 0.2%	1,808,004 0.4%	- 0.0%	- 0.0%	- 0.0%	- 0.0%
Capital outlay	- 0.0%	- 0.0%	- 0.0%	- 0.0%	- 0.0%	- 0.0%
Facilities acquisition	24,788 0.0%	76,809 0.0%	5,200 0.0%	1,181,341 0.3%	334,645 0.1%	2,132,042 0.5%
Debt service - Principal	2,784,563 0.6%	2,784,562 0.6%	2,784,562 0.6%	2,784,562 0.6%	2,784,561 0.6%	2,784,562 0.6%
Debt service - Interest	380,419 0.1%	284,533 0.1%	244,431 0.1%	285,610 0.1%	376,893 0.1%	376,893 0.1%
<b>Total</b>	<b>\$ 488,211,995</b>	<b>\$ 463,696,416</b>	<b>\$ 451,416,386</b>	<b>\$ 460,846,537</b>	<b>\$ 444,960,129</b>	<b>\$ 433,795,210</b>
Pupil count - October 1	38,915	39,457	39,671	38,993	38,673	38,960
Average expenditures per pupil	\$ 12,546	\$ 11,752	\$ 11,379	\$ 11,810	\$ 11,506	\$ 11,134

Source: Comprehensive Annual Financial Reports

Fiscal Year Ended June 30,				
2016	2015	2014	2013	
\$ 124,256,604	\$ 124,430,292	\$ 128,467,847	\$ 129,506,058	
28.7%	29.7%	31.5%	33.1%	
52,821,415	51,168,380	50,115,050	50,585,205	
12.2%	12.2%	12.3%	12.9%	
22,020,478	21,235,520	21,161,380	18,287,216	
5.1%	5.0%	5.2%	4.7%	
27,857,420	28,284,749	26,923,738	27,933,138	
6.4%	6.7%	6.6%	7.1%	
13,754,788	13,197,385	11,618,118	11,435,935	
3.2%	3.1%	2.9%	2.9%	
11,402,883	11,447,738	11,609,299	11,288,440	
2.6%	2.7%	2.9%	2.9%	
23,296,802	22,464,220	21,399,400	20,493,553	
5.4%	5.3%	5.3%	5.2%	
12,395,396	12,916,540	11,181,785	11,053,143	
2.9%	3.1%	2.7%	2.8%	
40,712,271	40,406,275	41,184,204	38,769,350	
9.4%	9.6%	10.1%	9.9%	
31,354,411	30,348,299	31,521,512	27,883,583	
7.2%	7.2%	7.7%	7.1%	
12,350	265,327	12,350	12,350	
0.0%	0.1%	0.0%	0.0%	
29,283,399	32,074,417	22,870,404	20,021,223	
6.8%	7.6%	5.6%	5.1%	
13,938,990	10,344,959	6,982,719	2,415,638	
3.2%	2.5%	1.7%	0.6%	
110,355	129,864	184,554	178,789	
0.0%	0.0%	0.0%	0.0%	
7,265,633	6,026,400	5,905,611	5,077,260	
1.7%	1.4%	1.5%	1.3%	
16,116,399	12,525,322	12,898,005	13,418,315	
3.7%	3.0%	3.2%	3.4%	
-	-	-	-	
0.0%	0.0%	0.0%	0.0%	
-	-	-	-	
0.0%	0.0%	0.0%	0.0%	
2,653,667	-	-	-	
0.6%	0.0%	0.0%	0.0%	
2,866,381	2,945,366	2,948,199	2,948,198	
0.7%	0.7%	0.7%	0.8%	
376,893	376,893	292,429	262,007	
0.1%	0.1%	0.1%	0.1%	
<u>\$ 432,496,535</u>	<u>\$ 420,587,946</u>	<u>\$ 407,276,604</u>	<u>\$ 391,569,401</u>	
39,828	40,471	40,241	41,292	
\$ 10,859	\$ 10,392	\$ 10,121	\$ 9,483	



**EAST BATON ROUGE PARISH SCHOOL SYSTEM**  
**Baton Rouge, Louisiana**

**GENERAL FUND EXPENDITURES BY FUNCTION PER PUPIL**  
**LAST TEN FISCAL YEARS**  
(modified accrual basis of accounting)  
(unaudited)

	Fiscal Year Ended June 30,					
	2022	2021	2020	2019	2018	2017
<b>EXPENDITURES</b>						
Current:						
Instruction:						
Regular education programs	\$ 3,269 26.1%	\$ 3,305 28.1%	\$ 3,299 29.0%	\$ 3,524 29.8%	\$ 3,550 30.9%	\$ 3,358 30.2%
Special education programs	1,279 10.2%	1,271 10.8%	1,244 10.9%	1,320 11.2%	1,368 11.9%	1,351 12.1%
Other education programs	447 3.6%	467 4.0%	527 4.6%	590 5.0%	562 4.9%	539 4.8%
Support:						
Pupil support services	804 6.4%	747 6.4%	721 6.3%	790 6.7%	751 6.5%	717 6.4%
Instructional staff services	324 2.6%	280 2.4%	270 2.4%	316 2.7%	315 2.7%	318 2.9%
General administration services	345 2.8%	285 2.4%	276 2.4%	289 2.4%	296 2.6%	277 2.5%
School administration services	666 5.3%	619 5.3%	590 5.2%	640 5.4%	627 5.4%	618 5.5%
Business and central services	295 2.4%	307 2.6%	281 2.5%	313 2.7%	327 2.8%	300 2.7%
Plant operations and maintenance	1,186 9.5%	1,020 8.7%	1,004 8.8%	1,033 8.7%	1,055 9.2%	1,142 10.3%
Transportation	775 6.2%	748 6.4%	789 6.9%	800 6.8%	778 6.8%	721 6.5%
Appropriations						
Charter schools Type 1	1,943 15.5%	1,450 12.3%	1,255 11.0%	1,050 8.9%	766 6.7%	769 6.9%
Charter schools Type 2	754 6.0%	784 6.7%	695 6.1%	661 5.6%	600 5.2%	436 3.9%
Office of Juvenile Justice	2 0.0%	3 0.0%	3 0.0%	4 0.0%	4 0.0%	4 0.0%
Magnet programs	- 0.0%	- 0.0%	- 0.0%	- 0.0%	- 0.0%	- 0.0%
Recovery School District	345 2.7%	342 2.9%	349 3.1%	372 3.1%	416 3.6%	446 4.0%
COVID-19 Stipends	29 0.2%	46 0.4%	- 0.0%	- 0.0%	- 0.0%	- 0.0%
Capital outlay	- 0.0%	- 0.0%	- 0.0%	- 0.0%	- 0.0%	- 0.0%
Facilities acquisition	- 0.0%	- 0.0%	- 0.0%	30 0.3%	9 0.1%	55 0.5%
Debt service - Principal	72 0.6%	71 0.6%	70 0.6%	71 0.6%	72 0.6%	71 0.6%
Debt service - Interest	11 0.1%	7 0.1%	6 0.1%	7 0.1%	10 0.1%	10 0.1%
<b>Total</b>	<b>\$ 12,546</b>	<b>\$ 11,752</b>	<b>\$ 11,379</b>	<b>\$ 11,810</b>	<b>\$ 11,506</b>	<b>\$ 11,134</b>
Pupil count - October 1	38,915	39,457	39,671	38,993	38,673	38,960

Source: Comprehensive Annual Financial Reports

Fiscal Year Ended June 30,

	2016	2015	2014	2013
\$	3,122	\$ 3,091	\$ 3,195	\$ 3,138
	28.7%	29.7%	31.6%	33.1%
	1,326	1,264	1,245	1,225
	12.2%	12.2%	12.3%	12.9%
	553	525	526	443
	5.1%	5.0%	5.2%	4.7%
	699	699	669	676
	6.4%	6.7%	6.6%	7.1%
	345	326	289	277
	3.2%	3.1%	2.9%	2.9%
	287	284	289	274
	2.6%	2.7%	2.9%	2.9%
	585	555	532	496
	5.4%	5.3%	5.3%	5.2%
	311	319	278	268
	2.9%	3.1%	2.7%	2.8%
	1,021	997	1,022	938
	9.4%	9.6%	10.1%	9.9%
	787	750	783	675
	7.2%	7.2%	7.7%	7.1%
	735	793	568	485
	6.8%	7.6%	5.6%	5.1%
	350	256	174	59
	3.2%	2.5%	1.7%	0.6%
	3	3	5	4
	0.0%	0.0%	0.0%	0.0%
	182	149	147	123
	1.7%	1.4%	1.5%	1.3%
	405	309	321	325
	3.7%	3.0%	3.2%	3.4%
	-	-	-	-
	0.0%	0.0%	0.0%	0.0%
	-	-	-	-
	0.0%	0.0%	0.0%	0.0%
	67	-	-	-
	0.6%	0.0%	0.0%	0.0%
	72	63	73	71
	0.7%	0.6%	0.7%	0.8%
	9	9	9	6
	0.1%	0.1%	0.1%	0.1%
<u>\$</u>	<u>10,859</u>	<u>\$ 10,392</u>	<u>\$ 10,121</u>	<u>\$ 9,483</u>
	39,828	40,471	40,241	41,292

**EAST BATON ROUGE PARISH SCHOOL SYSTEM**  
**Baton Rouge, Louisiana**

**FULL-TIME EQUIVALENTS (FTE) EMPLOYEES**  
**LAST TEN FISCAL YEARS**  
(unaudited)

	Fiscal Year					
	2022	2021	2020	2019	2018	2017
<b><u>Regular Employees: CERTIFICATED</u></b>						
<b>Instructional:</b>						
Supervising Instructors	0.4	3.6	1.2	0.4	4.2	12.4
Classroom Teachers - Regular Programs	1,941.1	1,918.0	1,927.6	2,033.4	1,979.9	1,937.7
Classroom Teachers - Special Education	556.0	554.3	571.2	603.1	629.2	643.9
Classroom Teachers - Vocational Education	113.4	109.9	114.4	123.0	107.2	106.3
Classroom Teachers - Other Instructional Programs	137.5	91.1	92.9	102.4	102.5	112.5
Classroom Teachers - Special Programs	155.6	161.0	154.2	161.1	163.2	173.7
Classroom Teachers - Adult/Continuing Ed Programs	2.0	3.0	3.8	4.1	3.8	3.6
Classroom Teachers - Community College Programs	31.1	29.3	29.6	27.6	26.6	24.2
<i>Total Classroom Teachers</i>	<u>2,936.7</u>	<u>2,866.6</u>	<u>2,893.7</u>	<u>3,054.7</u>	<u>3,012.4</u>	<u>3,001.9</u>
Therapist/Specialist/Counselor - Instructional Programs	-	7.9	8.0	0.9	2.1	3.7
Sabbatical Leave - Instructional Programs	-	17.8	12.6	9.6	12.6	15.3
<i>Total Certificated - Instructional Programs</i>	<u>2,937.1</u>	<u>2,895.9</u>	<u>2,915.5</u>	<u>3,065.6</u>	<u>3,031.3</u>	<u>3,033.3</u>
<b>Instructional Support:</b>						
Supervisors - Instructional Support Functions	101.6	68.7	73.9	75.1	58.0	55.8
Librarians/Media-based Teachers/Staff Instructors - Instr Spt	86.1	65.3	76.1	70.7	71.0	79.5
Therapist/Specialist/Counselor - Instructional Support Functions	510.5	563.3	434.7	448.2	413.1	435.6
Sabbatical Leave - Instructional Support Functions	-	4.4	4.5	6.2	6.4	5.4
<i>Total Certificated - Instructional Support</i>	<u>698.2</u>	<u>701.7</u>	<u>589.2</u>	<u>600.2</u>	<u>548.5</u>	<u>576.3</u>
<b>Support Services:</b>						
Superintendents	1.0	1.0	1.0	1.0	1.0	1.0
Assistant/Associate/Deputy Superintendents	11.6	5.8	4.9	5.7	4.8	4.0
School Principals	84.8	85.0	86.4	94.3	81.5	85.3
School Assistant Principals	102.0	90.6	91.2	96.1	85.8	91.4
Other School Administrators	5.6	2.5	2.0	1.4	-	-
Non-Classroom Teachers - Support Services	-	-	-	-	-	-
Sabbatical Leave - Support Services	-	0.5	-	0.7	1.0	1.0
<i>Total Certificated - Support Services</i>	<u>205.0</u>	<u>185.4</u>	<u>185.5</u>	<u>199.2</u>	<u>174.1</u>	<u>182.7</u>
<b>Total Certificated</b>	<u><u>3,840.3</u></u>	<u><u>3,783.0</u></u>	<u><u>3,690.2</u></u>	<u><u>3,865.0</u></u>	<u><u>3,753.9</u></u>	<u><u>3,792.3</u></u>

Source : East Baton Rouge Parish School System

Fiscal Year			
2016	2015	2014	2013
15.0	-	5.0	5.0
1,953.0	1,932.0	1,917.0	1,965.0
632.0	591.0	564.0	582.0
96.0	84.0	87.0	86.0
129.0	140.0	76.0	72.0
198.0	202.0	194.0	182.0
3.0	5.0	4.0	5.0
23.0	24.0	24.0	23.0
3,034.0	2,978.0	2,866.0	2,915.0
2.0	3.0	-	2.0
7.0	13.0	7.0	23.0
3,058.0	2,994.0	2,878.0	2,945.0
62.0	66.0	63.0	74.0
65.0	71.0	85.0	81.0
456.0	466.0	449.0	440.0
6.0	6.0	4.0	7.0
589.0	609.0	601.0	602.0
1.0	1.0	1.0	1.0
3.0	5.0	5.0	5.0
88.0	83.0	79.0	81.0
87.0	87.0	76.0	70.0
1.0	-	2.0	3.0
-	-	-	-
1.0	2.0	-	-
181.0	178.0	163.0	160.0
3,828.0	3,781.0	3,642.0	3,707.0

**EAST BATON ROUGE PARISH SCHOOL SYSTEM**  
**Baton Rouge, Louisiana**

**FULL-TIME EQUIVALENTS (FTE) EMPLOYEES**  
**LAST TEN FISCAL YEARS**

(unaudited)  
(Continued)

	Fiscal Year					
	2022	2021	2020	2019	2018	2017
<b><u>Regular Employees: NON-CERTIFICATED</u></b>						
<b>Instructional:</b>						
Aide - Instructional Programs	679.4	692.7	776.8	733.4	691.3	724.3
<i>Total Non-Certificated - Instructional Programs</i>	<u>679.4</u>	<u>692.7</u>	<u>776.8</u>	<u>733.4</u>	<u>691.3</u>	<u>724.3</u>
<b>Instructional Support:</b>						
Supervisors - Instructional Support Functions	-	68.7	-	-	-	-
Therapist/Specialist/Counselor - Instructional Support Functions	-	424.9	-	-	-	-
Clerical/Secretarial - Instructional Support Functions	50.2	45.1	44.0	50.4	55.6	54.5
Aide - Instructional Support Functions	21.7	18.2	30.2	15.0	17.6	21.4
Degreed Professional - Instructional Support Functions	2.0	1.0	2.5	2.3	6.4	13.3
Other Personnel - Instructional Support Functions	56.4	71.6	46.3	49.8	38.7	49.2
<i>Total Non-Certificated - Instructional Support</i>	<u>130.3</u>	<u>629.5</u>	<u>123.0</u>	<u>117.5</u>	<u>118.3</u>	<u>138.4</u>
<b>Support Services:</b>						
Supervisors/Managers/Administrators/Support Services	140.6	131.1	128.8	132.8	164.3	116.3
Clerical/Secretarial - Support Services	250.1	253.7	262.5	277.2	258.7	267.8
Aide - Support Services	65.2	68.5	76.8	73.5	63.4	59.1
Service Worker - Support Services	816.5	857.5	926.5	953.4	920.8	940.2
Skilled Craftsman - Support Services	32.4	28.8	26.3	29.2	27.5	26.3
Degreed Professional - Support Services	28.6	27.0	24.2	23.0	21.0	21.1
Other Personnel - Support Services	39.1	29.7	27.9	30.4	33.3	35.4
<i>Total Non-Certificated - Support Services</i>	<u>1,372.5</u>	<u>1,396.3</u>	<u>1,473.0</u>	<u>1,519.5</u>	<u>1,489.0</u>	<u>1,466.2</u>
<b>Total Non-Certificated</b>	<u>2,182.2</u>	<u>2,718.5</u>	<u>2,372.8</u>	<u>2,370.4</u>	<u>2,298.6</u>	<u>2,328.9</u>
<b>Total Regular Employees (Certificated and Non-Certificated)</b>	<u>6,022.5</u>	<u>6,501.5</u>	<u>6,063.0</u>	<u>6,235.4</u>	<u>6,052.5</u>	<u>6,121.2</u>
<b><u>Other Reported Personnel</u></b>						
School Board Member	9.0	9.0	9.0	11.0	9.0	9.0
<i>Total Other Reported Personnel</i>	<u>9.0</u>	<u>9.0</u>	<u>9.0</u>	<u>11.0</u>	<u>9.0</u>	<u>9.0</u>
<b>Grand Total</b>	<u>6,031.5</u>	<u>6,510.5</u>	<u>6,072.0</u>	<u>6,246.4</u>	<u>6,061.5</u>	<u>6,130.2</u>

Source : East Baton Rouge Parish School System

Fiscal Year			
2016	2015	2014	2013
725.0	716.0	628.0	626.0
725.0	716.0	628.0	626.0
-	-	-	-
-	-	-	-
55.0	53.0	52.0	59.0
17.0	17.0	16.0	16.0
3.0	2.0	4.0	11.0
44.0	69.0	48.0	41.0
119.0	141.0	120.0	127.0
106.0	108.0	104.0	114.0
268.0	254.0	244.0	246.0
59.0	58.0	57.0	57.0
891.0	890.0	876.0	871.0
23.0	24.0	26.0	28.0
22.0	21.0	22.0	20.0
39.0	38.0	38.0	42.0
1,408.0	1,393.0	1,367.0	1,378.0
2,252.0	2,250.0	2,115.0	2,131.0
6,080.0	6,031.0	5,757.0	5,838.0
8.0	9.0	11.0	11.0
8.0	9.0	11.0	11.0
6,088.0	6,040.0	5,768.0	5,849.0

**EAST BATON ROUGE PARISH SCHOOL SYSTEM**  
**Baton Rouge, Louisiana**

**PERCENTAGE OF FREE AND REDUCED STUDENTS IN LUNCH PROGRAM**  
**LAST TEN FISCAL YEARS**  
**(unaudited)**

<u>School Year</u>	<u>Free</u>	<u>Reduced</u>	<u>Total</u>
2012-2013	76.64%	6.57%	83.21%
2013-2014	77.68%	6.03%	83.71%
2014-2015 (2)	94.40%	0.00%	94.40%
2015-2016 (3)	96.00%	0.00%	96.00%
2016-2017	100.00%	0.00%	100.00%
2017-2018	100.00%	0.00%	100.00%
2018-2019	100.00%	0.00%	100.00%
2019-2020	100.00%	0.00%	100.00%
2020-2021	100.00%	0.00%	100.00%
2021-2022	100.00%	0.00%	100.00%

(1) Source: East Baton Rouge Parish School System School Food Service Department.

(2) East Baton Rouge Parish School System enrolled in USDA Community Eligibility Provision for 2014-2015.

(3) 2015-2016 CEP percentages of Free and Paid students were re-established based on the number of Identified Students directly certified to receive free meals.

**EAST BATON ROUGE PARISH SCHOOL SYSTEM**  
**Baton Rouge, Louisiana**

**HISTORY OF HIGH SCHOOL GRADUATES**  
**LAST TEN FISCAL YEARS**  
**(unaudited)**

<u>School Year</u>	<u>Females</u>	<u>Males</u>	<u>Total</u>
2013	1,117	868	1,985
2014	1,130	886	2,016
2015	1,160	928	2,088
2016	1,097	927	2,024
2017	1,149	929	2,078
2018	1,368	1,248	2,616
2019	1,259	1,055	2,314
2020	1,298	1,082	2,380
2021	1,188	1,000	2,188
2022	1,235	1,042	2,277

(1) Source: East Baton Rouge Parish School System Technology Department.



**EAST BATON ROUGE PARISH SCHOOL SYSTEM**  
**Baton Rouge, Louisiana**

**CAPITAL ASSET INFORMATION - SCHOOL BUILDING INFORMATION**  
**JUNE 30, 2022**  
**(unaudited)**

**Elementary Schools**

<u>Schools</u>	<u>Year Opened</u>	<u>Square Footage</u>	<u>Square Footage with Covered Walkways</u>	<u>Acreage</u>	<u>Classrooms</u>	<u>Capacity</u>
Audubon	1967	38,917	45,826	8.0	25	531
Baton Rouge Center VPA	1954	36,830	46,088	16.0	24	510
Belfair Montessori	1951	39,613	56,354	5.0	20	425
Bernard Terrace	1927	37,195	45,735	8.0	20	425
Baton Rouge FLAIM @ Valley Park	1967	86,264	89,082	23.4	34	750
Broadmoor	1956/2018	86,160	89,850	20.0	30	700
Brownfields	1956	35,372	51,176	12.0	25	531
Buchanan	1955	56,742	61,615	8.2	27	574
Capitol	2008	75,606	75,606	13.9	31	659
Cedarcrest Southmoor	1967	42,176	50,203	7.1	28	595
Claiborne	1954/2011	93,528	100,305	8.0	38	808
Crestworth	1968	35,936	40,492	15.0	21	446
Delmont Pre-K/K Center	1955	40,662	46,148	6.7	21	446
Forest Heights	1973	41,921	47,883	9.9	25	531
Glen Oaks Park	1973	46,325	53,305	9.2	25	531
Greenbrier	1960	45,522	51,592	8.8	27	574
Highland	1940	40,224	41,679	7.0	21	446
Howell Park	1955	36,074	50,683	12.9	22	468
Jefferson Terrace	1958	38,243	45,949	7.2	24	510
Jefferson Terrace Academy	2020	125,049		17.7	41	917
LaBelle Aire	1973	64,910	75,872	8.0	34	723
LaSalle	1955	43,164	48,272	8.0	25	531
Magnolia Woods	1963	41,411	62,675	8.1	41	574
Mayfair	1962	36,225	41,324	12.1	22	475
Melrose	1955	55,080	55,080	8.0	32	680
Merrydale	1968	44,747	47,099	15.4	27	574
Northeast	2002	99,584	100,000	23.0	41	871
Park ES	2020	78,508	80,342	27.0	25	460
Park Forest	1976	50,900	50,900	9.7	33	701
Parkview	1974	44,453	47,928	8.1	28	595
Polk	1960	37,526	42,713	2.9	18	383
Progress	1959/2013	86,456	86,456	12.5	31	659
Riveroaks	1968	37,900	41,968	10.4	23	489
Ryan	1969	45,776	51,306	10.2	27	574
Sharon Hills	1964	44,835	60,212	10.0	25	531
Shenandoah	1972	45,979	45,979	7.0	27	574
South Boulevard	1945	27,155	32,119	2.4	12	255
The Duffrocq School	1923/2009	78,930	78,930	10.0	33	701
Twin Oaks	1974	42,411	50,520	7.0	28	595
Villa del Rey	1959	48,623	64,103	14.4	27	574
Wedgewood	1977	53,910	61,743	13.0	32	680
Westdale Heights	1959	40,912	47,502	11.2	21	446
Westminster	1967	32,921	44,360	14.1	21	446
White Hills	1960	34,719	37,501	11.0	21	446
Wildwood	1969	40,730	40,731	7.3	25	531
Winbourne	2007	74,340	75,000	11.7	31	659
Woodlawn	2009	83,625	83,625	22.0	35	744
Totals		2,494,089	2,643,831	528.5	1,260	26,848

Source : CSRS, Inc.

**EAST BATON ROUGE PARISH SCHOOL SYSTEM**  
**Baton Rouge, Louisiana**

**CAPITAL ASSET INFORMATION**  
**JUNE 30, 2022**  
**(unaudited)**  
**(Continued)**

**Junior High/Middle Schools**

<u>Schools</u>	<u>Year Opened</u>	<u>Square Footage</u>	<u>Square Footage with Covered Walkways</u>	<u>Acreage</u>	<u>Classrooms</u>	<u>Capacity</u>
Broadmoor	1961	86,455	121,605	14.0	37	800
Brookstown	1948	45,208	53,052	10.0	25	531
Capitol	2004	115,460	115,460	11.4	43	950
Glasgow	1955	61,009	63,159	14.2	30	650
McKinley	2006	119,238	119,400	12.0	40	875
North Banks Middle School of Excellence	1951	30,062	44,001	10.0	22	475
Park Forest	1968	96,311	123,904	17.4	42	925
Scotlandville	1951	91,655	91,655	15.0	37	825
Sherwood	1967	91,661	98,370	41.7	43	950
Southeast	1974	105,349	105,721	12.4	42	925
Westdale	1956	102,623	114,226	24.2	44	975
Woodlawn	2006	119,524	119,524	30.0	47	1,025
Totals		1,064,555	1,170,077	212.3	452	9,906

**High Schools**

<u>Schools</u>	<u>Year Opened</u>	<u>Square Footage</u>	<u>Square Footage with Covered Walkways</u>	<u>Acreage</u>	<u>Classrooms</u>	<u>Capacity</u>
Baton Rouge	1928/2012	270,011	442,564	19.4	74	1,600
Belaire	1974	180,093	180,093	27.5	62	1,350
Broadmoor	1960	146,079	204,321	32.0	51	1,125
EBR C-Tech	2018	35,933	39,533	13.5	10	300
Glen Oaks	1960	197,323	258,925	40.5	47	1,039
Glen Oaks (new building)	2019	39,031			9	1,105
Istrouma	1947	199,832	222,343	30.0	70	1,548
Liberty High	1959/2016	191,740	191,740	26.0	45	1,250
McKinley	1961	150,988	174,913	18.9	58	1,275
Northeast	2003	141,811	146,564	50.0	43	950
Scotlandville	1960	182,020	182,020	35.1	70	1,550
Tara	1970	166,599	186,967	23.6	57	1,250
Woodlawn	2005	197,098	215,708	57.0	65	1,425
Totals		2,098,558	2,445,691	373.5	661	15,767

**Special Education**

<u>Schools</u>	<u>Year Opened</u>	<u>Square Footage</u>	<u>Square Footage with Covered Walkways</u>	<u>Acreage</u>	<u>Classrooms</u>	<u>Capacity</u>
Arlington Prep Academy	1950	20,356	22,519	5.0	13	275
Southdowns	1949	33,442	41,818	9.2	18	383
Totals		53,798	64,337	14.2	31	658

Source : CSRS, Inc.

**EAST BATON ROUGE PARISH SCHOOL SYSTEM**  
**Baton Rouge, Louisiana**

**CAPITAL ASSET INFORMATION**  
**JUNE 30, 2022**  
**(unaudited)**  
**(Continued)**

**Alternatives**

<u>Schools</u>	<u>Year Opened</u>	<u>Square Footage</u>	<u>Square Footage with Covered Walkways</u>	<u>Acreage</u>	<u>Classrooms</u>	<u>Capacity</u>
Christa McAuliffe - Discipline Center	1966	38,513	76,048	11.1	21	450
Northdale Superintendent Academy	1968	36,408	52,544	5.2	24	525
Rosenwald - Discipline Center	1927	14,628	14,628	2.0	7	140
Greenville Superintendent's Academy	1959	44,465	58,628	6.5	30	638
Keel Discipline Center	1967	9,163	9,163	1.0	8	175
Totals		<u>143,177</u>	<u>211,011</u>	<u>25.8</u>	<u>90</u>	<u>1,928</u>

**Charter Schools**

<u>Schools</u>	<u>Year Opened</u>	<u>Square Footage</u>	<u>Square Footage with Covered Walkways</u>	<u>Acreage</u>	<u>Classrooms</u>	<u>Capacity</u>
Children's Charter	1924	23,813	23,813	2.0	12	255
Community School	1961	21,737	23,398	5.0	7	150
J.K. Haynes Elem Charter School	1956	34,671	55,536	11.0	22	468
Totals		<u>80,221</u>	<u>102,747</u>	<u>18.0</u>	<u>41</u>	<u>873</u>

**Recovery Schools**


<u>Schools</u>	<u>Year Opened</u>	<u>Square Footage</u>	<u>Square Footage with Covered Walkways</u>	<u>Acreage</u>	<u>Classrooms</u>	<u>Capacity</u>
Capitol High	1960	140,246	140,246	40.0	60	1,325
Crestworth Middle	1968	84,107	92,741	15.4	33	725
Dalton Elementary	1955	37,168	52,636	9.1	21	446
Glen Oaks Middle	1955	96,214	129,464	19.1	43	950
Kenilworth Middle	1973	92,723	98,716	22.4	35	775
Lanier Elementary	1958	43,170	48,393	9.8	23	489
Prescott Middle	1955	90,438	104,618	22.8	45	1,000
Totals		<u>584,066</u>	<u>666,814</u>	<u>138.6</u>	<u>260</u>	<u>5,710</u>

**Closed Schools**

<u>Schools</u>	<u>Year Opened</u>	<u>Square Footage</u>	<u>Square Footage with Covered Walkways</u>	<u>Acreage</u>	<u>Classrooms</u>	<u>Capacity</u>
Banks Elementary	1951	34,323	44,001	10.0	22	475
Totals		<u>34,323</u>	<u>44,001</u>	<u>10.0</u>	<u>22</u>	<u>475</u>

Source : CSRS, Inc.





---

**EAST BATON ROUGE PARISH SCHOOL SYSTEM**

**REPORTS ON COMPLIANCE AND INTERNAL CONTROL**

**AND PERFORMANCE MEASUREMENT DATA**

**JUNE 30, 2022**

---

## **TABLE OF CONTENTS**

### **Reports on Compliance and Internal Control**

Independent Auditors' Report on Internal Control Over Financial Reporting and on Compliance and Other Matters Based on an Audit of Financial Statements Performed in Accordance With <i>Government Auditing Standards</i>	Exhibit A
Independent Auditors' Report on Compliance for Each Major Program and on Internal Control Over Compliance Required by the Uniform Guidance	Exhibit B
Schedule of Expenditures of Federal Awards	Exhibit C
Schedule of Findings and Questioned Costs	Exhibit D
Summary Schedule of Prior Audit Findings	Exhibit E

### **Performance Measurement Data**

Independent Accountants' Report on Applying Agreed Upon Procedures	Exhibit F
Performance Measurement Data Schedule Descriptions	Exhibit G
General Fund Instructional and Support Expenditures and Certain Local Revenue Sources for the Year Ended June 30, 2022	Schedule 1
Class Size Characteristics	Schedule 2

**EXHIBIT A**  
**Page 1 of 2**

**INDEPENDENT AUDITORS' REPORT ON INTERNAL CONTROL OVER FINANCIAL REPORTING  
AND ON COMPLIANCE AND OTHER MATTERS BASED ON AN AUDIT OF FINANCIAL  
STATEMENTS PERFORMED IN ACCORDANCE WITH *GOVERNMENT AUDITING STANDARDS***

East Baton Rouge Parish School System  
Baton Rouge, Louisiana

We have audited, in accordance with the auditing standards generally accepted in the United States of America and the standards applicable to financial audits contained in *Government Auditing Standards* issued by the Comptroller General of the United States, the financial statements of the governmental activities, each major fund, and the aggregate remaining fund information of the East Baton Rouge Parish School System (the School System) as of and for the year ended June 30, 2022, and the related notes to the financial statements, which collectively comprise the School System's basic financial statements, and have issued our report thereon dated December 20, 2022.

**Internal Control Over Financial Reporting**

In planning and performing our audit of the financial statements, we considered the School System's internal control over financial reporting (internal control) as a basis for designing the audit procedures that are appropriate in the circumstances for the purpose of expressing our opinion on the financial statements, but not for the purpose of expressing an opinion on the effectiveness of the School System's internal control. Accordingly, we do not express an opinion on the effectiveness of the School System's internal control.

A *deficiency in internal control* exists when the design or operation of a control does not allow management or employees, in the normal course of performing their assigned functions, to prevent, or detect and correct, misstatements on a timely basis. A *material weakness* is a deficiency, or a combination of deficiencies, in internal control such that there is a reasonable possibility that a material misstatement of the entity's financial statements will not be prevented, or detected and corrected on a timely basis. A *significant deficiency* is a deficiency, or a combination of deficiencies, in internal control that is less severe than a material weakness, yet important enough to merit attention by those charged with governance.

Our consideration of the internal control was for the limited purpose described in the first paragraph of this section and was not designed to identify all deficiencies in internal control that might be material weaknesses or significant deficiencies. Given these limitations, during our audit we did not identify any deficiencies in internal control that we consider to be material weaknesses. However, material weaknesses or significant deficiencies may exist that were not identified.

**Compliance and Other Matters**

As part of obtaining reasonable assurance about whether the East Baton Rouge Parish School System's financial statements are free of material misstatement, we performed tests of its compliance with certain provisions of laws, regulations, contracts and grant agreements, noncompliance with which could have a direct and material effect on the financial statements. However, providing an opinion on compliance with those provisions was not an objective of our audit, and accordingly, we do not express such an opinion. The results of our tests disclosed no instances of noncompliance or other matters that are required to be reported under *Government Auditing Standards*.



Purpose of this Report

The purpose of this report is solely to describe the scope of our testing of internal control and compliance and the results of that testing, and not to provide an opinion on the effectiveness of the entity's internal control or on compliance. This report is an integral part of an audit performed in accordance with *Government Auditing Standards* in considering the entity's internal control and compliance. Accordingly, this communication is not suitable for any other purpose.

Postlethwaite & Netterville

Baton Rouge, Louisiana  
December 20, 2022

INDEPENDENT AUDITOR'S REPORT ON COMPLIANCE FOR EACH MAJOR PROGRAM  
AND ON INTERNAL CONTROL OVER COMPLIANCE REQUIRED BY THE UNIFORM GUIDANCE

East Baton Rouge Parish School System  
Baton Rouge, Louisiana

**Report on Compliance for Each Major Federal Program**

***Opinion on Each Major Federal Program***

We have audited East Baton Rouge Parish School System's compliance with the types of compliance requirements identified as subject to audit in the OMB *Compliance Supplement* that could have a direct and material effect on each of East Baton Rouge Parish School System's major federal programs for the year ended June 30, 2022. East Baton Rouge Parish School System's major federal programs are identified in the summary of auditors' results section of the accompanying schedule of findings and questioned costs.

In our opinion, East Baton Rouge Parish School System complied, in all material respects, with the types of compliance requirements referred to above that could have a direct and material effect on each of its major federal programs for the year ended June 30, 2022.

***Basis for Opinion on Each Major Federal Program***

We conducted our audit of compliance in accordance with auditing standards generally accepted in the United States of America; the standards applicable to financial audits contained in *Government Auditing Standards*, issued by the Comptroller General of the United States; and the audit requirements of Title 2 U.S. *Code of Federal Regulations* Part 200, *Uniform Administrative Requirements, Cost Principles, and Audit Requirements for Federal Awards* (Uniform Guidance). Our responsibilities under those standards and the Uniform Guidance are further described in the Auditors' Responsibilities for the Audit of Compliance section of our report.

We are required to be independent of East Baton Rouge Parish School System and to meet our other ethical responsibilities, in accordance with relevant ethical requirements relating to our audit. We believe that the audit evidence we have obtained is sufficient and appropriate to provide a basis for our opinion on compliance for each major federal program. Our audit does not provide a legal determination of East Baton Rouge Parish School System's compliance with the compliance requirements referred to above.

***Responsibilities of Management for Compliance***

Management is responsible for compliance with the requirements referred to above and for the design, implementation, and maintenance of effective internal control over compliance with the requirements of laws, statutes, regulations, rules, and provisions of contracts or grant agreements applicable to East Baton Rouge Parish School System's federal programs.

### ***Auditors' Responsibilities for the Audit of Compliance***

Our objectives are to obtain reasonable assurance about whether material noncompliance with the compliance requirements referred to above occurred, whether due to fraud or error, and express an opinion on East Baton Rouge Parish School System's compliance based on our audit. Reasonable assurance is a high level of assurance but is not absolute assurance and therefore is not a guarantee that an audit conducted in accordance with generally accepted auditing standards, *Government Auditing Standards*, and the Uniform Guidance will always detect material noncompliance when it exists. The risk of not detecting material noncompliance resulting from fraud is higher than for that resulting from error, as fraud may involve collusion, forgery, intentional omissions, misrepresentations, or the override of internal control. Noncompliance with the compliance requirements referred to above is considered material if there is a substantial likelihood that, individually or in the aggregate, it would influence the judgment made by a reasonable user of the report on compliance about East Baton Rouge Parish School System's compliance with the requirements of each major federal program as a whole.

In performing an audit in accordance with generally accepted auditing standards, *Government Auditing Standards*, and the Uniform Guidance, we:

- Exercise professional judgment and maintain professional skepticism throughout the audit.
- Identify and assess the risks of material noncompliance, whether due to fraud or error, and design and perform audit procedures responsive to those risks. Such procedures include examining, on a test basis, evidence regarding East Baton Rouge Parish School System's compliance with the compliance requirements referred to above and performing such other procedures as we considered necessary in the circumstances.
- Obtain an understanding of East Baton Rouge Parish School System's internal control over compliance relevant to the audit in order to design audit procedures that are appropriate in the circumstances and to test and report on internal control over compliance in accordance with the Uniform Guidance, but not for the purpose of expressing an opinion on the effectiveness of East Baton Rouge Parish School System's internal control over compliance. Accordingly, no such opinion is expressed.

We are required to communicate with those charged with governance regarding, among other matters, the planned scope and timing of the audit and any significant deficiencies and material weaknesses in internal control over compliance that we identified during the audit.

### **Report on Internal Control over Compliance**

*A deficiency in internal control over compliance* exists when the design or operation of a control over compliance does not allow management or employees, in the normal course of performing their assigned functions, to prevent, or detect and correct, noncompliance with a type of compliance requirement of a federal program on a timely basis. *A material weakness in internal control over compliance* is a deficiency, or a combination of deficiencies, in internal control over compliance, such that there is a reasonable possibility that material noncompliance with a type of compliance requirement of a federal program will not be prevented, or detected and corrected, on a timely basis. *A significant deficiency in internal control over compliance* is a deficiency, or a combination of deficiencies, in internal control over compliance with a type of compliance requirement of a federal program that is less severe than a material weakness in internal control over compliance, yet important enough to merit attention by those charged with governance.

Our consideration of internal control over compliance was for the limited purpose described in the Auditor's Responsibilities for the Audit of Compliance section above and was not designed to identify all deficiencies in internal control over compliance that might be material weaknesses or significant deficiencies in internal control over compliance. Given these limitations, during our audit we did not identify any deficiencies in internal control over compliance that we consider to be material weaknesses, as defined above. However, material weaknesses or significant deficiencies in internal control over compliance may exist that were not identified.

Our audit was not designed for the purpose of expressing an opinion on the effectiveness of internal control over compliance. Accordingly, no such opinion is expressed.

The purpose of this report on internal control over compliance is solely to describe the scope of our testing of internal control over compliance and the results of that testing based on the requirements of the Uniform Guidance. Accordingly, this report is not suitable for any other purpose.

### **Report on Schedule of Expenditures of Federal Awards Required by the Uniform Guidance**

We have audited the financial statements of the governmental activities, each major fund, and the aggregate remaining fund information of East Baton Rouge Parish School System as of and for the year ended June 30, 2022, and the related notes to the financial statements, which collectively comprise the School System's basic financial statements. We have issued our report thereon dated December 20, 2022, which contained unmodified opinions on those financial statements. Our audit was performed for the purpose of forming opinions on the financial statements that collectively comprise the basic financial statements. The accompanying schedule of expenditures of federal awards is presented for purposes of additional analysis as required by the Uniform Guidance and is not a required part of the basic financial statements. Such information is the responsibility of management and was derived from and relates directly to the underlying accounting and other records used to prepare the basic financial statements. The information has been subjected to the auditing procedures applied in the audit of the financial statements and certain additional procedures, including comparing and reconciling such information directly to the underlying accounting and other records used to prepare the basic financial statements or to the basic financial statements themselves, and other additional procedures in accordance with auditing standards generally accepted in the United States of America. In our opinion, the schedule of expenditures of federal awards is fairly stated in all material respects in relation to the basic financial statements as a whole.

*Postlethwaite & Netterville*

Baton Rouge, Louisiana  
December 20, 2022

EAST BATON ROUGE PARISH SCHOOL SYSTEM  
SCHEDULE OF EXPENDITURES OF FEDERAL AWARDS  
FOR FISCAL YEAR ENDED JUNE 30, 2022

U.S. DEPT. OF EDUCATION

PROGRAM NAME	FEDERAL ASSISTANCE LISTING NUMBER	GRANTOR PROJECT NUMBER	EXPENDITURES	TOTALS BY ASSISTANCE LISTING NUMBER	AMOUNTS PROVIDED TO SUBRECIPIENTS
Adult Ed. Federal	84.002A	N/A	\$ 112,771		\$ -
Adult Ed. Federal	84.002A	N/A	323,818		-
Adult Ed. Federal Leadership Funds	84.002A	N/A	3,341	439,930	-
Title I Part A - Basic	84.010A	28-22-T1-17	19,988,095		1,151,732
Direct Student Services	84.010A	28-22-DSS-17	728,827		-
School Redesign Grant	84.010A	28-20-RD19-17	67,470		-
School Redesign Grant	84.010A	28-21-RD19-17	1,582,297	22,366,689	22,720
High Cost Services Rnd 1 IDEA	84.027A (7)	28-21-RH-17	129,867		-
High Cost Services Rnd 2	84.027A (7)	28-22-RK-17	82,405		-
Special Ed. IDEA-Part B	84.027A (7)	28-23-B1-17	60,767		-
IDEA Set Aside	84.027A (7)	28-21-I1SA-17	89,352		-
JAG-Aim High	84.027A (7)	N/A	18,000		-
Special Ed. IDEA-Part B	84.027A (7)	28-21-B1-17	10,277,742		-
IDEA 611 ARP	84.027X (7)	28-22-IA11-17	6,798	10,664,931	-
Vocational Ed Carl Perkins Basic Grant	84.048A	28-22-02-17	694,016	694,016	-
Magnet School Assistance Program	84.165A (1)	N/A	2,539,334	2,539,334	-
Special Ed Preschool	84.173A (7)	28-22-P1-17	188,708	188,708	-
Title X - Education for Homeless Children & Youth	84.196A	28-22-MVH1-17	93,520	93,520	-
21st Century	84.287C	28-20-2C-17	105,455		
21st Century	84.287C	28-21-2C-17	322,243	427,698	70,110
GEAR UP	84.334 (2)	N/A	326,246	326,246	-
Title III - English Language Acquisition Grants	84.365A	28-22-60-17	429,611		-
Title III State Set Aside	84.365	28-21-T3SS-17	10,000		-
Title III - Immigrant Youth	84.365A	28-21-S3-17	6,046	445,657	-
Title II, Part A Teacher/Principal Training & Recruiting Fund	84.367A	28-22-50-17	2,549,394		
Title II, Part A Teacher/Principal Training & Recruiting Fund	84.367A	28-23-50-17	9,985	2,559,379	68,249
CLSB UIN B-5	84.371C	28-21-CLUB-17	212,703		-
CLSD UIN K-5	84.371C	28-21-CLUK-17	613,117		-
CLSD 6-8	84.371C	28-20-CCU6-17	610,542		-
CLSD B-5	84.371C	28-20-CCUB-17	202,771		-
CLSD K-5	84.371C	28-20-CCUK-17	1,755,000		-
CLSD 9-12	84.371C	28-20-CCU9-17	1,770,702	5,164,835	-
LSU EIR Grant	84.411C (2)	N/A	50,916	50,916	-
Title IV A - SSAE	84.424A	28-22-71-17	1,812,485	1,812,485	79,085
Real-time Early Access to Literacy	84.425	28-21-REL2-17	98,403	98,403	-
COVID 19 Strong Start ESSERF Formula	84.425D	28-20-ESRF-17	773,507		
COVID 19 ESSERF II Incentive	84.425D	28-21-ES2I-17	94,417		
COVID 19 ESSER II SC	84.425D	28-21-ESC2-17	87,401		
COVID 19 Strong Start ESSERF Incentive	84.425D	28-20-ESRI-17	43,833		
COVID 19 ESSERF II Formula	84.425D	28-21-ES2F-17	23,304,569	24,303,727	-
COVID 19 ESSER III EB Interventions	84.425U	28-21-ESEB-17	18,059,303		
COVID 19 ESSER III Incentive	84.425U	N/A	103,256		
COVID 19 ESSER III Formula	84.425U	28-21-ES3F-17	28,103,792	46,266,351	-
ARP Homeless Children Youth	84.425W	28-21-MVAR-17	118,529	118,529	-
<b>TOTAL DEPT. OF EDUCATION</b>			<b>\$ 118,561,355</b>		<b>\$ 1,391,896</b>

(continued)

EAST BATON ROUGE PARISH SCHOOL SYSTEM  
SCHEDULE OF EXPENDITURES OF FEDERAL AWARDS  
FOR FISCAL YEAR ENDED JUNE 30, 2022

U.S. DEPT. OF HEALTH AND HUMAN SERVICES

PROGRAM NAME	FEDERAL ASSISTANCE LISTING NUMBER	GRANTOR PROJECT NUMBER	EXPENDITURES	TOTALS BY ASSISTANCE LISTING NUMBER	AMOUNTS PROVIDED TO SUBRECIPIENTS
LDH Covid-19 Testing	93.323	N/A	\$ 238,730	\$ 238,730	116,000
PDG Contract	93.434	N/A	55,750		
B-3 Seats PDG	93.434	28-21-B3SP-17	377,833		-
Ready Start Preschool Development	94.434	28-21-RSBS-17	66,130	499,713	
LA Healthy Schools	93.981	28-18-LHSC-17	8,607		
LA Healthy-Supplement	93.981	28-22-LHSS-17	8,888	17,495	-
Child Care and Development Fund (CCDF):					
Early Childhood Lead Agency Consolidated-CCDF	93.575 (3)	28-21-CO-17	236,577		-
Ready Start CCDF	93.575 (3)	28-21-RSCC-17	45,428		
B-3 Seats CRRSA	93.575 (3)	28-21-B3SC-17	1,292,700		-
COVID 19 CRRSA	93.575 (3)	28-21-CCRC-17	391,760		-
Ready Start CRRSA	93.575 (3)	28-21-RSNC-17	65,733		
Community Building and Access	93.575 (3)	28-21-SBEC-17	83,012	2,115,210	
<b>TOTAL DEPT. OF HEALTH AND HUMAN SERVICES</b>			<b>2,871,148</b>		<b>\$ 116,000</b>

U.S. DEPT. OF AGRICULTURE

PROGRAM NAME	FEDERAL ASSISTANCE LISTING NUMBER	GRANTOR PROJECT NUMBER	EXPENDITURES	TOTALS BY ASSISTANCE LISTING NUMBER	AMOUNTS PROVIDED TO SUBRECIPIENTS
National School Breakfast Program	10.553 (6)	N/A	7,515,995		-
National School Lunch Program	10.555 (6)	N/A	17,927,524		-
Commodities Program	10.555 (6)	N/A	1,829,359		-
Summer Food Service Program for Children	10.559 (6)	N/A	450,272		-
Fresh Fruit and Vegetables	10.582 (6)	N/A	684,924	28,408,074	-
Child and Adult Care Food Program	10.558	N/A	12,192,035	12,192,035	-
<b>TOTAL DEPT. OF AGRICULTURE</b>			<b>\$ 40,600,109</b>		<b>\$ -</b>

(continued)

EAST BATON ROUGE PARISH SCHOOL SYSTEM  
SCHEDULE OF EXPENDITURES OF FEDERAL AWARDS  
FOR FISCAL YEAR ENDED JUNE 30, 2022

ENVIRONMENTAL PROTECTION AGENCY

PROGRAM NAME	FEDERAL ASSISTANCE LISTING NUMBER	GRANTOR PROJECT NUMBER	EXPENDITURES	TOTALS BY ASSISTANCE LISTING NUMBER	AMOUNTS PROVIDED TO SUBRECIPIENTS
Geaux Clean	66.039 (1)	N/A	\$ 510,895	\$ 510,895	-
<b>TOTAL ENVIRONMENTAL PROTECTION AGENCY</b>			<b>510,895</b>		<b>\$ -</b>

U.S. DEPT. OF HOMELAND SECURITY

PROGRAM NAME	FEDERAL CFDA NUMBER	GRANTOR PROJECT NUMBER	EXPENDITURES	TOTALS BY ASSISTANCE LISTING NUMBER	AMOUNTS PROVIDED TO SUBRECIPIENTS
Disaster Grants-Public Assistance (Presidentially Declared Disasters)	97.036 (4)	FEMA-DR-4277	5,062,469	5,062,469	-
<b>TOTAL DEPT. OF HOMELAND SECURITY</b>			<b>5,062,469</b>		<b>\$ -</b>

NATIONAL SCIENCE FOUNDATION

PROGRAM NAME	FEDERAL ASSISTANCE LISTING NUMBER	GRANTOR PROJECT NUMBER	EXPENDITURES	TOTALS BY ASSISTANCE LISTING NUMBER	AMOUNTS PROVIDED TO SUBRECIPIENTS
BRBYTES	47.070 (2)		68,106	68,106	-
<b>TOTAL NATIONAL SCIENCE FOUNDATION</b>			<b>68,106</b>		<b>\$ -</b>

U.S. DEPT. OF DEFENSE

PROGRAM NAME	FEDERAL ASSISTANCE LISTING NUMBER	GRANTOR PROJECT NUMBER	EXPENDITURES	TOTALS BY ASSISTANCE LISTING NUMBER	AMOUNTS PROVIDED TO SUBRECIPIENTS
ARMY ROTC	12.UKN (1)	N/A	1,101,335	1,101,335	-
<b>TOTAL DEPT. OF DEFENSE</b>			<b>1,101,335</b>		<b>\$ -</b>

**TOTAL EXPENDITURES OF FEDERAL AWARDS**

**\$ 168,775,418** **\$ 1,507,896**

NOTE: All awards are passed through the State of Louisiana, Department of Education, except the following:

(concluded)

- (1) - Received directly from the federal agency
- (2) - Passed through Louisiana State University
- (4) - Passed through Louisiana Governor's Office of Homeland Security and Emergency Preparedness

Clusters:

(6) Child Nutrition Cluster	\$	28,408,074
(7) Special Education Cluster	\$	10,853,639
(3) CCDF Cluster	\$	2,115,210

See the accompanying notes to the schedule of expenditures of federal awards.

**EAST BATON ROUGE PARISH SCHOOL SYSTEM**

**NOTES TO SCHEDULE OF EXPENDITURES OF FEDERAL AWARDS**  
**FOR THE YEAR ENDED JUNE 30, 2022**

**NOTE A – BASIS OF PRESENTATION**

The accompanying schedule of expenditures of federal awards includes the federal grant activity of East Baton Rouge Parish School System and is presented on the modified accrual basis of accounting. The information in this schedule is also presented in accordance with the requirements of Title 2 *U.S. Code of Federal Regulations for Federal Awards* (Uniform Guidance). Therefore, some amounts presented in this schedule may differ from amounts presented in, or used in the preparation of, the basic financial statements.

**NOTE B – FOOD DISTRIBUTION**

Nonmonetary assistance is reported in the schedule at the fair market value of the commodities received and disbursed. During the year ended June 30, 2022, the School System received commodities valued at \$ 1,742,136. At June 30, 2022, the organization had food commodities totaling \$1,450,271 in inventory.

**NOTE C – DE MINIMUS COST RATE**

During the year ended June 30, 2022, the East Baton Rouge Parish School System did not elect to use the 10% de minimus cost rate as allowed by §200.414 of the Uniform Guidance.

**NOTE D – RECONCILIATION TO THE BASIC FINANCIAL STATEMENT**

As revenues for federal programs are recognized to the extent expenditures are incurred, expenditures are readily identifiable with the revenue reported. See below for reconciliation to federal revenues on the basic financial statements.

Total expenditures of federal awards	\$ 168,775,418
Decrease in commodities inventory year over year	(87,223)
Federal grants revenues reported on the basic financial statements	<u>\$ 168,688,195</u>





**EAST BATON ROUGE PARISH SCHOOL SYSTEM**  
**SCHEDULE OF FINDINGS AND QUESTIONED COSTS**  
**YEAR ENDED JUNE 30, 2022**

**A. Summary of Auditors' Results** (continued)

Identification of major programs:

<u>CFDA Numbers</u>	<u>Name of Federal Program or Cluster</u>
<i>Education Stabilization Fund (ESF)</i>	
84.425	COVID-19 Real-time Early Access to Literacy
84.425D	COVID-19 Strong Start ESSERF Formula
84:425D	COVID-19 ESSERF II Incentive
84:425D	COVID-19 ESSER II SC
84:425D	COVID-19 Strong Start ESSERF Incentive
84:425D	COVID-19 ESSERF II Formula
84:425U	COVID-19 ESSERF III EB Interventions
84:425U	COVID-19 ESSERF III EB Incentive
84:425U	COVID-19 ESSERF III EB Formula

*Comprehensive Literacy State Development:*

84.371C                      CLSD

*Disaster Grants-Public Assistance (Presidentially Declared Disasters):*

97.036                      FEMA

The threshold for distinguishing types A & B programs was program expenditures exceeding \$3,000,000.

- The East Baton Rouge Parish School System was determined to be a low-risk auditee.

**B. Findings – Financial Statement Audit**

- None

**C. Findings and Questioned Costs – Major Federal Award Programs**

- None

**EAST BATON ROUGE PARISH SCHOOL SYSTEM**  
**SUMMARY SCHEDULE OF PRIOR AUDIT FINDINGS**

**B. Findings – Financial Statement Audit**

- None.

**C. Findings and Questioned Costs – Major Federal Award Programs**

- None.

**EXHIBIT F**

**Page 1 of 3**

**Independent Accountants' Report  
On Applying Agreed-Upon Procedures**

To the Members of the  
East Baton Rouge Parish School System,  
and the Louisiana Legislative Auditor

We have performed the procedures enumerated below on the performance and statistical data accompanying the annual financial statements of the East Baton Rouge Parish School System for the fiscal year ended June 30, 2022; and to determine whether the specified schedules are free of obvious errors and omissions, in compliance with Louisiana Revised Statute 24:514 I. Management of the East Baton Rouge Parish School System is responsible for its performance and statistical data.

The East Baton Rouge Parish School System has agreed to and acknowledged that the procedures performed are appropriate to meet the intended purpose of the engagement, which is to perform specified procedures on the performance and statistical data accompanying the annual financial statements. Additionally, the Louisiana Department of Education and the Louisiana Legislative Auditor have agreed to and acknowledged that the procedures performed are appropriate for their purposes. This report may not be suitable for any other purpose. The procedures performed may not address all the items of interest to a user of this report and may not meet the needs of all users of this report and, as such, users are responsible for determining whether the procedures performed are appropriate for their purposes.

The procedures and associated findings are as follows:

**General Fund Instructional and Support Expenditures and Certain Local Revenue Sources (Schedule 1)**

1. We selected a sample of 25 transactions, reviewed supporting documentation, and observed that the sampled expenditures/revenues are classified correctly and are reported in the proper amounts among the following amounts reported on the schedule:
  - Total General Fund Instructional Expenditures
  - Total General Fund Equipment Expenditures
  - Total Local Taxation Revenue
  - Total Local Earnings on Investment in Real Property
  - Total State Revenue in Lieu of Taxes
  - Nonpublic Textbook Revenue
  - Nonpublic Transportation Revenue

*No exceptions noted.*

**Class Size Characteristics (Schedule 2)**

2. We obtained a list of classes by school, school type, and class size as reported on the schedule. We then traced a sample of 10 classes to the October 1 roll books for those classes and observed that the class was properly classified on the schedule.

*No exceptions noted.*

**Education Levels/Experience of Public School Staff (NO SCHEDULE)**

3. We obtained October 1<sup>st</sup> PEP data submitted to the Department of Education (or equivalent listing prepared by management), including full-time teachers, principals, and assistant principals by classification, as well as their level of education and obtained management's representation that the data/listing was complete. We then selected a sample of 25 individuals, traced to each individual's personnel file and observed that each individual's education level was properly classified on the PEP data (or equivalent listing prepared by management).

*No exceptions noted.*

**Public School Staff Data: Average Salaries (NO SCHEDULE)**

4. We obtained June 30<sup>th</sup> PEP data submitted to the Department of Education (or equivalent listing provided by management) of all classroom teachers, including base salary, extra compensation, and ROTC or rehired retiree status, as well as full-time equivalents, and obtained management's representation that the data/listing was complete. We then selected a sample of 25 individuals, traced to each individual's personnel file, and observed that each individual's salary, extra compensation, and full-time equivalents were properly included on the PEP data (or equivalent listing prepared by management).

*No exceptions noted.*

We were engaged by the East Baton Rouge Parish School System to perform this agreed-upon procedures engagement and conducted our engagement in accordance with attestation standards established by the American Institute of Certified Public Accountants, and the standards applicable to attestation engagements contained in *Government Auditing Standards*, issued by the United States Comptroller General. We were not engaged to and did not conduct an examination or review engagement, the objective of which would be the expression of an opinion or conclusion, respectively, on the performance and statistical data. Accordingly, we do not express such an opinion or conclusion. Had we performed additional procedures, other matters might have come to our attention that would have been reported to you.

We are required to be independent of the East Baton Rouge Parish School System and to meet our other ethical responsibilities, in accordance with the relevant ethical requirements related to our agreed-upon procedures engagement.



**EXHIBIT F**

**Page 3 of 3**

This report is intended solely to describe the scope of testing performed on the performance and statistical data accompanying the annual financial statements of the East Baton Rouge Parish School System, as required by Louisiana Revised Statute 24:514.I, and the result of that testing, and not to provide an opinion on control or compliance. Accordingly, this report is not suitable for any other purpose. Under Louisiana Revised Statute 24:513, this report is distributed by the Louisiana Legislative Auditor as a public document.

*Postlethwaite & Netterville*

Baton Rouge, Louisiana  
December 20, 2022

**EAST BATON ROUGE PARISH SCHOOL SYSTEM**

**BATON ROUGE, LOUISIANA**

**Schedules Required by State Law (R.S. 24:514 - Performance Measurement Data)**

**As of and for the Year Ended June 30, 2022**

**Schedule 1 - General Fund Instructional and Support Expenditures and Certain Local Revenue Sources**

This schedule includes general fund instructional and equipment expenditures. It also contains local taxation revenue, earnings on investments, revenue in lieu of taxes, and nonpublic textbook and transportation revenue. This data is used either in the Minimum Foundation Program (MFP) formula or is presented annually in the MFP 70% Expenditure Requirement Report.

**Schedule 2 (Formerly Schedule 6) Class Size Characteristics**

This schedule includes the percent and number of classes with student enrollment in the following ranges: 1-20, 21-26, 27-33, and 34+ students.

**Schedule 1**

**EAST BATON ROUGE PARISH SCHOOL BOARD**  
**Baton Rouge, Louisiana**

**General Fund Instructional and Support Expenditures  
and Certain Local Revenue Sources  
For the Year Ended June 30, 2022**

**General Fund Instructional and Equipment Expenditures**

General Fund Instructional Expenditures:

Teacher and Student Interaction Activities:

Classroom Teacher Salaries	\$	116,143,247	
Other Instructional Staff Activities		8,548,987	
Instructional Staff Employee Benefits		63,690,719	
Purchased Professional and Technical Services		2,893,305	
Instructional Materials and Supplies		1,180,614	
Instructional Equipment		-	
Total Teacher and Student Interaction Activities		-	192,456,872

Other Instructional Activities 1,883,445

Pupil Support Services		31,302,997	
Less: Equipment for Pupil Support Services		-	
Net Pupil Support Services		-	31,302,997

Instructional Staff Services		12,597,906	
Less: Equipment for Instructional Staff Services		14,756	
Net Instructional Staff Services		14,756	12,583,150

School Administration		25,906,736	
Less: Equipment for School Administration		-	
Net School Administration		-	25,906,736

Total General Fund Instructional Expenditures (Total of Column B) 264,133,200

Total General Fund Equipment Expenditures (Object 730; Function Series 1000-4000) 1,698,712

**Certain Local Revenue Sources**

Local Taxation Revenue:

Constitutional Ad Valorem Taxes		20,370,608	
Renewable Ad Valorem Tax		157,282,101	
Debt Service Ad Valorem Tax		-	
Penalty and Interest on Ad Valorem Tax		347,002	
Up to 1% of Collections by the Sheriff on Taxes Other than School Taxes		4,542,040	
Sales and Use Taxes		224,441,424	
Sales and Use Tax Penalty and Interest		942,158	
Total Local Taxation Revenue		407,925,333	

Local Earnings on Investment in Real Property:

Earnings from 16th Section Property		3,056	
Earnings from Other Real Property		-	
Total Local Earnings on Investment in Real Property		3,056	

State Revenue in Lieu of Taxes:

Revenue Sharing - Constitutional Tax		1,155,399	
Revenue Sharing - Other Taxes		2,695,932	
Revenue Sharing - Excess Portion		-	
Other Revenue in Lieu of Taxes		-	
Total State Revenue in Lieu of Taxes		3,851,331	

Nonpublic Textbook Revenue 361,266

Nonpublic Transportation Revenue -



**EAST BATON ROUGE PARISH SCHOOL BOARD**  
**Baton Rouge, Louisiana**

**Class Size Characteristics**  
**As of October 1, 2021**

School Type	Class Size Range							
	1 - 20		21 - 26		27 - 33		34+	
	Percent	Number	Percent	Number	Percent	Number	Percent	Number
Elementary	61%	4,145	33%	2,259	6%	406	1%	16
Elementary Activity Classes	61%	716	33%	393	5%	59	1%	7
Middle/Jr. High	64%	1,844	27%	780	8%	229	1%	9
Middle/Jr. High Activity Classes	52%	206	21%	82	16%	65	11%	45
High	64%	2,909	20%	908	15%	655	1%	62
High Activity Classes	83%	860	8%	80	6%	64	3%	37
Combination	47%	637	26%	361	20%	267	7%	96
Combination Activity Classes	49%	96	26%	52	17%	34	8%	15
Other	100%	55	0%	-	0%	-	0%	-
Other Activity Classes	100%	7	0%	-	0%	-	0%	-

**Note:** The Board of Elementary and Secondary Education has set specific limits on the maximum size of classes at various grade levels. The maximum enrollment for grades K-3 is 26 students and the maximum enrollment for grades 4-12 is 33 students. These limits do not apply to activity classes such as physical education, chorus, band, and other classes without maximum enrollment standards. Therefore, these classes are included only as separate line items.

---

**EAST BATON ROUGE PARISH SCHOOL SYSTEM**

**REPORT ON STATEWIDE**  
**AGREED-UPON PROCEDURES on COMPLIANCE and CONTROL**  
**AREAS**

**FOR THE YEAR ENDED JUNE 30, 2022**

---

## **TABLE OF CONTENTS**

	<u>Page</u>
Independent Accountants' Report on Applying Agreed-Upon Procedures	1
Schedule A: Agreed-Upon Procedures Performed and Associated Findings	2 - 15
Schedule B: Management's Response and Corrective Action Plan	16

INDEPENDENT ACCOUNTANTS' REPORT  
ON APPLYING AGREED-UPON PROCEDURES

To the Members of the  
East Baton Rouge Parish School System and the  
Louisiana Legislative Auditor:

We have performed the procedures enumerated in Schedule A on the control and compliance (C/C) areas identified in the Louisiana Legislative Auditor's (LLA's) Statewide Agreed-Upon Procedures (SAUPs) for the fiscal period July 1, 2021 through June 30, 2022. The East Baton Rouge Parish School System's management is responsible for those C/C areas identified in the SAUPs.

The East Baton Rouge Parish School System has agreed to and acknowledged that the procedures performed are appropriate to meet the intended purpose of the engagement, which is to perform specified procedures on the C/C areas identified in LLA's SAUPs for the fiscal period July 1, 2021 through June 30, 2022. Additionally, LLA has agreed to and acknowledged that the procedures performed are appropriate for its purposes. This report may not be suitable for any other purpose. The procedures performed may not address all the items of interest to a user of this report and may not meet the needs of all users of this report and, as such, users are responsible for determining whether the procedures performed are appropriate for their purposes.

The procedures we performed, and the associated findings are summarized in the attached Schedule A, which is an integral part of this report.

We were engaged by the East Baton Rouge Parish School System to perform this agreed-upon procedures engagement and conducted our engagement in accordance with attestation standards established by the American Institute of Certified Public Accountants and applicable standards of *Government Auditing Standards*. We were not engaged to and did not conduct an examination or review engagement, the objective of which would be the expression of an opinion or conclusion, respectively, on those C/C areas identified in the SAUPs. Accordingly, we do not express such an opinion or conclusion. Had we performed additional procedures, other matters might have come to our attention that would have been reported to you.

We are required to be independent of the East Baton Rouge Parish School System and to meet our other ethical responsibilities, in accordance with the relevant ethical requirements related to our agreed-upon procedures engagement.

This report is intended solely to describe the scope of testing performed on those C/C areas identified in the SAUPs, and the result of that testing, and not to provide an opinion on control or compliance. Accordingly, this report is not suitable for any other purpose. Under Louisiana Revised Statute 24:513, this report is distributed by the LLA as a public document.

*Postlethwaite & Netterville*

Baton Rouge, Louisiana  
December 20, 2022

**EAST BATON ROUGE PARISH SCHOOL SYSTEM**  
**AGREED-UPON PROCEDURES PERFORMED AND ASSOCIATED FINDINGS**  
**JUNE 30, 2022**

Schedule A

The procedures performed and the results thereof are set forth below. The procedure is stated first, followed by the results of the procedure presented in italics. If the item being subjected to the procedures is positively identified or present, then the results will read “*no exception noted*” or for step 25 “*we performed the procedure and discussed the results with management*”. If not, then a description of the exception ensues.

***A - Written Policies and Procedures***

---

1. Obtain and inspect the entity’s written policies and procedures and observe whether they address each of the following categories and subcategories (if applicable to public funds and the entity’s operations):

a) ***Budgeting***, including preparing, adopting, monitoring, and amending the budget.

*No exceptions noted.*

b) ***Purchasing***, including (1) how purchases are initiated; (2) how vendors are added to the vendor list; (3) the preparation and approval process of purchase requisitions and purchase orders; (4) controls to ensure compliance with the Public Bid Law; and (5) documentation required to be maintained for all bids and price quotes.

*No exceptions noted.*

c) ***Disbursements***, including processing, reviewing, and approving

*No exceptions noted.*

d) ***Receipts/Collections***, including receiving, recording, and preparing deposits. Also, policies and procedures should include management’s actions to determine the completeness of all collections for each type of revenue or agency fund additions (e.g., periodic confirmation with outside parties, reconciliation to utility billing after cutoff procedures, reconciliation of traffic ticket number sequences, agency fund forfeiture monies confirmation).

*No exceptions noted.*

e) ***Payroll/Personnel***, including (1) payroll processing, (2) reviewing and approving time and attendance records, including leave and overtime worked, and (3) approval process for employee(s) rate of pay or approval and maintenance of pay rate schedules.

*No exceptions noted.*

f) ***Contracting***, including (1) types of services requiring written contracts, (2) standard terms and conditions, (3) legal review, (4) approval process, and (5) monitoring process.

*No exceptions noted.*

g) ***Credit Cards (and debit cards, fuel cards, P-Cards, if applicable)***, including (1) how cards are to be controlled, (2) allowable business uses, (3) documentation requirements, (4) required approvers

**EAST BATON ROUGE PARISH SCHOOL SYSTEM**  
**AGREED-UPON PROCEDURES PERFORMED AND ASSOCIATED FINDINGS**  
**JUNE 30, 2022**

Schedule A

of statements, and (5) monitoring card usage (e.g., determining the reasonableness of fuel card purchases).

*No exceptions noted.*

- h) **Travel and Expense Reimbursement**, including (1) allowable expenses, (2) dollar thresholds by category of expense, (3) documentation requirements, and (4) required approvers.

*No exceptions noted.*

- i) **Ethics**, including (1) the prohibitions as defined in Louisiana Revised Statute (R.S.) 42:1111-1121, (2) actions to be taken if an ethics violation takes place, (3) system to monitor possible ethics violations, and (4) a requirement that documentation is maintained to demonstrate that all employees and officials were notified of any changes to the entity's ethics policy.

*No exceptions noted.*

- j) **Debt Service**, including (1) debt issuance approval, (2) continuing disclosure/EMMA reporting requirements, (3) debt reserve requirements, and (4) debt service requirements.

*No exceptions noted.*

- k) **Information Technology Disaster Recovery/Business Continuity**, including (1) identification of critical data and frequency of data backups, (2) storage of backups in a separate physical location isolated from the network, (3) periodic testing/verification that backups can be restored, (4) use of antivirus software on all systems, (5) timely application of all available system and software patches/updates, and (6) identification of personnel, processes, and tools needed to recover operations after a critical event.

*No exceptions noted.*

- l) **Sexual Harassment**, including R.S. 42:342-344 requirements for (1) agency responsibilities and prohibitions, (2) annual employee training, and (3) annual reporting.

*No exceptions noted.*

**EAST BATON ROUGE PARISH SCHOOL SYSTEM**  
**AGREED-UPON PROCEDURES PERFORMED AND ASSOCIATED FINDINGS**  
**JUNE 30, 2022**

Schedule A

***B - Board or Finance Committee***

---

2. Obtain and inspect the board/finance committee minutes for the fiscal period, as well as the board's enabling legislation, charter, bylaws, or equivalent document in effect during the fiscal period, and:

- a) Observe whether the board/finance committee met with a quorum at least monthly, or on a frequency in accordance with the board's enabling legislation, charter, bylaws, or other equivalent document.

*No exception noted.*

- b) For those entities reporting on the governmental accounting model, observe whether the minutes referenced or included monthly budget-to-actual comparisons on the general fund, quarterly budget-to-actual, at a minimum, on proprietary funds, and semi-annual budget-to-actual, at a minimum, on all special revenue funds. *Alternately, for those entities reporting on the nonprofit accounting model, observe that the minutes referenced or included financial activity relating to public funds if those public funds comprised more than 10% of the entity's collections during the fiscal period.*

*No exception noted.*

- c) For governmental entities, obtain the prior year audit report and observe the unassigned fund balance in the general fund. If the general fund had a negative ending unassigned fund balance in the prior year audit report, observe that the minutes for at least one meeting during the fiscal period referenced or included a formal plan to eliminate the negative unassigned fund balance in the general fund.

*No exception noted.*

***C - Bank Reconciliations***

---

3. Obtain a listing of entity bank accounts for the fiscal period from management and management's representation that the listing is complete. Ask management to identify the entity's main operating account. Select the entity's main operating account and randomly select 4 additional accounts (or all accounts if less than 5). Randomly select one month from the fiscal period, obtain and inspect the corresponding bank statement and reconciliation for each selected account, and observe that:

*A listing of bank accounts was provided and included a total of 92 bank accounts. Management identified the entity's main operating account. No exceptions were noted as a result of performing this procedure.*

*From the listing provided, we selected 5 bank accounts (1 main operating and 4 randomly) and obtained the bank reconciliations for the month ending June 30 2022, resulting in 5 bank reconciliations obtained and subjected to the below procedures.*

**EAST BATON ROUGE PARISH SCHOOL SYSTEM**  
**AGREED-UPON PROCEDURES PERFORMED AND ASSOCIATED FINDINGS**  
**JUNE 30, 2022**

Schedule A

- a) Bank reconciliations include evidence that they were prepared within 2 months of the related statement closing date (e.g., initialed and dated, electronically logged);

*No exceptions noted.*

- b) Bank reconciliations include evidence that a member of management/board member who does not handle cash, post ledgers, or issue checks has reviewed each bank reconciliation (e.g., initialed and dated, electronically logged); and

*No exceptions noted.*

- c) Management has documentation reflecting it has researched reconciling items that have been outstanding for more than 12 months from the statement closing date, if applicable.

*No exceptions noted.*

***D - Collections (excluding electronic funds transfers)***

---

4. Obtain a listing of deposit sites for the fiscal period where deposits for cash/checks/money orders (cash) are prepared and management's representation that the listing is complete. Randomly select 5 deposit sites (or all deposit sites if less than 5).

*A listing of deposit sites was provided and included a total of 154 deposit sites. No exceptions were noted as a result of performing this procedure.*

*From the listing provided, we randomly selected 5 deposit sites and performed the procedures below.*

5. For each deposit site selected, obtain a listing of collection locations and management's representation that the listing is complete. Randomly select one collection location for each deposit site (i.e. 5 collection locations for 5 deposit sites), obtain and inspect written policies and procedures relating to employee job duties (if no written policies or procedures, inquire of employees about their job duties) at each collection location, and observe that job duties are properly segregated at each collection location such that:

*A listing of collection locations for each deposit site selected in procedure #4 was provided and included a total of 10 collection locations. No exceptions were noted as a result of performing this procedure.*

*From each of the listings provided, we randomly selected one collection location for each deposit site. Review of the Entity's written policies and procedures or inquiry with employee(s) regarding job duties was performed in order to perform the procedures below.*

- a) Employees responsible for cash collections do not share cash drawers/registers.

*No exceptions noted.*



**EAST BATON ROUGE PARISH SCHOOL SYSTEM**  
**AGREED-UPON PROCEDURES PERFORMED AND ASSOCIATED FINDINGS**  
**JUNE 30, 2022**

Schedule A

- b) Each employee responsible for collecting cash is not responsible for preparing/making bank deposits, unless another employee/official is responsible for reconciling collection documentation (e.g. pre-numbered receipts) to the deposit.

*No exceptions noted.*

- c) Each employee responsible for collecting cash is not responsible for posting collection entries to the general ledger or subsidiary ledgers, unless another employee/official is responsible for reconciling ledger postings to each other and to the deposit.

*No exceptions noted.*

- d) The employee(s) responsible for reconciling cash collections to the general ledger and/or subsidiary ledgers, by revenue source and/or agency fund additions are not responsible for collecting cash, unless another employee verifies the reconciliation.

*No exceptions noted.*

6. Obtain from management a copy of the bond or insurance policy for theft covering all employees who have access to cash. Observe the bond or insurance policy for theft was enforced during the fiscal period.

*No exceptions noted.*

7. Randomly select two deposit dates for each of the 5 bank accounts selected for procedure #3 under "Bank Reconciliations" above (select the next deposit date chronologically if no deposits were made on the dates randomly selected and randomly select a deposit if multiple deposits are made on the same day). *Alternately, the practitioner may use a source document other than bank statements when selecting the deposit dates for testing, such as a cash collection log, daily revenue report, receipt book, etc.* Obtain supporting documentation for each of the 10 deposits and:

*We randomly selected two deposit dates for each of the 5 bank accounts selected in procedure #3. We obtained supporting documentation for each of the 10 deposits and performed the procedures below.*

- a) Observe that receipts are sequentially pre-numbered.

*No exceptions noted.*

- b) Trace sequentially pre-numbered receipts, system reports, and other related collection documentation to the deposit slip.

*No exceptions noted.*

- c) Trace the deposit slip total to the actual deposit per the bank statement.

*No exceptions noted.*

**EAST BATON ROUGE PARISH SCHOOL SYSTEM  
AGREED-UPON PROCEDURES PERFORMED AND ASSOCIATED FINDINGS  
JUNE 30, 2022**

Schedule A

- d) Observe the deposit was made within one business day of receipt at the collection location (within one week if the depository is more than 10 miles from the collection location or the deposit is less than \$100 and the cash is stored securely in a locked safe or drawer).

*No exceptions noted.*

- e) Trace the actual deposit per the bank statement to the general ledger.

*No exceptions noted.*

***E - Non-payroll Disbursements (excluding card purchases/payments, travel reimbursements, and petty cash purchases)***

---

8. Obtain a listing of locations that process payments for the fiscal period and management's representation that the listing is complete. Randomly select 5 locations (or all locations if less than 5).

*The listing of locations that process payments for the fiscal period was provided. No exceptions were noted as a result of performing this procedure.*

*From the listing provided, we randomly selected 5 locations and performed the procedures below.*

9. For each location selected under #8 above, obtain a listing of those employees involved with non-payroll purchasing and payment functions. Obtain written policies and procedures relating to employee job duties (if the agency has no written policies and procedures, inquire of employees about their job duties), and observe that job duties are properly segregated such that:

*The listing of employees involved with non-payroll purchasing and payment functions for each payment processing location selected in procedure #8 was provided. No exceptions were noted as a result of performing this procedure.*

*Review of the Entity's written policies and procedures or inquiry with employee(s) regarding job duties was performed in order to perform the procedures below.*

- a) At least two employees are involved in initiating a purchase request, approving a purchase, and placing an order/making the purchase.

*No exceptions noted.*

- b) At least two employees are involved in processing and approving payments to vendors.

*No exceptions noted.*

- c) The employee responsible for processing payments is prohibited from adding/modifying vendor files, unless another employee is responsible for periodically reviewing changes to vendor files.

*No exceptions noted.*

**EAST BATON ROUGE PARISH SCHOOL SYSTEM**  
**AGREED-UPON PROCEDURES PERFORMED AND ASSOCIATED FINDINGS**  
**JUNE 30, 2022**

Schedule A

- d) Either the employee/official responsible for signing checks mails the payment or gives the signed checks to an employee to mail who is not responsible for processing payments.

*No exceptions noted.*

10. For each location selected under #8 above, obtain the entity's non-payroll disbursement transaction population (excluding cards and travel reimbursements) and obtain management's representation that the population is complete. Randomly select 5 disbursements for each location, obtain supporting documentation for each transaction and:

*A listing of non-payroll disbursements for each payment processing location selected in procedures #8 was provided related to the reporting period. No exceptions were noted as a result of performing this procedure.*

*From each of the listings provided, we randomly selected 5 disbursements and performed the procedures below.*

- a) Observe whether the disbursement matched the related original itemized invoice, and that supporting documentation indicates deliverables included on the invoice were received by the entity.

*No exceptions noted.*

- b) Observe whether the disbursement documentation included evidence (e.g., initial/date, electronic logging) of segregation of duties tested under #9, as applicable.

*No exceptions noted.*

***F - Credit Cards/Debit Cards/Fuel Cards/P-Cards***

---

11. Obtain from management a listing of all active credit cards, bank debit cards, fuel cards, and P-cards (cards) for the fiscal period, including the card numbers and the names of the persons who maintained possession of the cards. Obtain management's representation that the listing is complete.

*A listing of cards was provided. No exceptions were noted as a result of performing this procedure.*

12. Using the listing prepared by management, randomly select 5 cards (or all cards if less than 5) that were used during the fiscal period. Randomly select one monthly statement or combined statement for each card (for a debit card, randomly select one monthly bank statement), obtain supporting documentation, and:

*From the listing provided, we randomly selected 5 cards (2 credit cards and 3 fuel cards) used in the fiscal period. We randomly selected one monthly statement for each of the 5 cards selected and performed the procedures noted below.*

- a) Observe whether there is evidence that the monthly statement or combined statement and supporting documentation (e.g., original receipts for credit/debit card purchases, exception reports

**EAST BATON ROUGE PARISH SCHOOL SYSTEM**  
**AGREED-UPON PROCEDURES PERFORMED AND ASSOCIATED FINDINGS**  
**JUNE 30, 2022**

Schedule A

for excessive fuel card usage) were reviewed and approved, in writing, by someone other than the authorized card holder. [Note: Requiring such approval may constrain the legal authority of certain public officials (e.g., mayor of a Lawrason Act municipality); these instances should not be reported.]]

*No exceptions noted.*

- b) Observe that finance charges and late fees were not assessed on the selected statements.

*No exceptions noted.*

13. Using the monthly statements or combined statements selected under #12 above, excluding fuel cards, randomly select 10 transactions (or all transactions if less than 10) from each statement, and obtain supporting documentation for the transactions (i.e., each card should have 10 transactions subject to testing). For each transaction, observe it is supported by (1) an original itemized receipt that identifies precisely what was purchased, (2) written documentation of the business/public purpose, and (3) documentation of the individuals participating in meals (for meal charges only). For missing receipts, the practitioner should describe the nature of the transaction and note whether management had a compensating control to address missing receipts, such as a “missing receipt statement” that is subject to increased scrutiny.

*No exceptions noted.*

***G - Travel and Travel-Related Expense Reimbursements (excluding card transactions)***

---

14. Obtain from management a listing of all travel and travel-related expense reimbursements during the fiscal period and management’s representation that the listing or general ledger is complete. Randomly select 5 reimbursements, obtain the related expense reimbursement forms/prepaid expense documentation of each selected reimbursement, as well as the supporting documentation. For each of the 5 reimbursements selected:

*The listing of travel and travel-related expense reimbursements was provided for the fiscal period. No exceptions were noted as a result of performing this procedure.*

*From the listing provided, we randomly selected 5 reimbursements and performed the procedures below.*

- a) If reimbursed using a per diem, observe the approved reimbursement rate is no more than those rates established either by the State of Louisiana or the U.S. General Services Administration ([www.gsa.gov](http://www.gsa.gov)).

*No exceptions noted.*

- b) If reimbursed using actual costs, observe the reimbursement is supported by an original itemized receipt that identifies precisely what was purchased.

*No exceptions noted.*

**EAST BATON ROUGE PARISH SCHOOL SYSTEM**  
**AGREED-UPON PROCEDURES PERFORMED AND ASSOCIATED FINDINGS**  
**JUNE 30, 2022**

Schedule A

- c) Observe each reimbursement is supported by documentation of the business/public purpose (for meal charges, observe that the documentation includes the names of those individuals participating) and other documentation required by written policy (procedure #1h).

*No exceptions noted.*

- d) Observe each reimbursement was reviewed and approved, in writing, by someone other than the person receiving reimbursement.

*No exceptions noted.*

***H - Contracts***

---

15. Obtain from management a listing of all agreements/contracts for professional services, materials and supplies, leases, and construction activities that were initiated or renewed during the fiscal period. *Alternately, the practitioner may use an equivalent selection source, such as an active vendor list.* Obtain management's representation that the listing is complete. Randomly select 5 contracts (or all contracts if less than 5) from the listing, excluding the practitioner's contract, and:

*An active vendor list for the fiscal period was provided. No exceptions were noted as a result of performing this procedure.*

*From the listing provided, we randomly selected 5 contracts and performed the procedures below.*

- a) Observe whether the contract was bid in accordance with the Louisiana Public Bid Law (e.g., solicited quotes or bids, advertised), if required by law.

*No exceptions noted.*

- b) Observe whether the contract was approved by the governing body/board, if required by policy or law (e.g. Lawrason Act, Home Rule Charter).

*No exceptions noted.*

- c) If the contract was amended (e.g., change order), observe the original contract terms provided for such an amendment and that amendments were made in compliance with the contract terms (e.g., if approval is required for any amendment, was approval documented).

*No exceptions noted.*

- d) Randomly select one payment from the fiscal period for each of the 5 contracts, obtain the supporting invoice, agree the invoice to the contract terms, and observe the invoice and related payment agreed to the terms and conditions of the contract.

*No exceptions noted.*

**EAST BATON ROUGE PARISH SCHOOL SYSTEM**  
**AGREED-UPON PROCEDURES PERFORMED AND ASSOCIATED FINDINGS**  
**JUNE 30, 2022**

Schedule A

***I - Payroll and Personnel***

---

16. Obtain a listing of employees/elected officials employed during the fiscal period and management's representation that the listing is complete. Randomly select 5 employees/officials, obtain related paid salaries and personnel files, and agree paid salaries to authorized salaries/pay rates in the personnel files.

*A listing of employees/elected officials employed during the fiscal year was provided. No exceptions were noted as a result of performing this procedure.*

*From the listing provided, we randomly selected 5 employees/officials and performed the specified procedures. No exceptions noted.*

17. Randomly select one pay period during the fiscal period. For the 5 employees/officials selected under #16 above, obtain attendance records and leave documentation for the pay period, and:

*We randomly selected 1 pay period during the fiscal period and performed the procedures below for the 5 employees/officials selected in procedure #16.*

- a) Observe all selected employees/officials documented their daily attendance and leave (e.g., vacation, sick, compensatory). (Note: Generally, an elected official is not eligible to earn leave and does not document his/her attendance and leave. However, if the elected official is earning leave according to policy and/or contract, the official should document his/her daily attendance and leave.).

*No exceptions noted.*

- b) Observe whether supervisors approved the attendance and leave of the selected employees or officials.

*No exceptions noted.*

- c) Observe that any leave accrued or taken during the pay period is reflected in the entity's cumulative leave records.

*No exceptions noted.*

- d) Observe the rate paid to the employees or officials agree to the authorized salary/pay rate found within the personnel file.

*No exceptions noted.*

18. Obtain a listing of those employees or officials that received termination payments during the fiscal period and management's representation that the list is complete. Randomly select two employees or officials, obtain related documentation of the hours and pay rates used in management's termination payment calculations and the entity's policy on termination payments. Agree the hours to the employee or officials' cumulative leave records, agree the pay rates to the employee or officials' authorized pay rates in the employee or officials' personnel files, and agree the termination payment to entity policy.

**EAST BATON ROUGE PARISH SCHOOL SYSTEM**  
**AGREED-UPON PROCEDURES PERFORMED AND ASSOCIATED FINDINGS**  
**JUNE 30, 2022**

Schedule A

*A listing of employees/officials receiving termination payments during the fiscal period was provided. No exceptions were noted as a result of performing this procedure.*

*From the listing provided, we randomly selected 2 employees/officials and performed the specified procedures. No exceptions noted*

19. Obtain management’s representation that employer and employee portions of third-party payroll related amounts (e.g., payroll taxes, retirement contributions, health insurance premiums, garnishments, workers’ compensation premiums, etc.) have been paid, and any associated forms have been filed, by required deadlines.

*No exceptions noted.*

***J - Ethics***

---

20. Using the 5 randomly selected employees/officials from procedure #16 under “Payroll and Personnel” above obtain ethics documentation from management, and:

- a) Observe whether the documentation demonstrates each employee/official completed one hour of ethics training during the fiscal period.

*No exceptions noted.*

- b) Observe whether the entity maintains documentation which demonstrates each employee and official were notified of any changes to the entity’s ethics policy during the fiscal period, as applicable.

*The entity did not have any changes to the ethics policy, so this step is not applicable.*

***K - Debt Service***

---

21. Obtain a listing of bonds/notes issued during the fiscal period and management’s representation that the listing is complete. Select all bonds/notes on the listing, obtain supporting documentation, and observe State Bond Commission approval was obtained for each bond/note issued.

*Not applicable.*

**EAST BATON ROUGE PARISH SCHOOL SYSTEM**  
**AGREED-UPON PROCEDURES PERFORMED AND ASSOCIATED FINDINGS**  
**JUNE 30, 2022**

Schedule A

22. Obtain a listing of bonds/notes outstanding at the end of the fiscal period and management's representation that the listing is complete. Randomly select one bond/note, inspect debt covenants, obtain supporting documentation for the reserve balance and payments, and agree actual reserve balances and payments to those required by debt covenants (including contingency funds, short-lived asset funds, or other funds required by the debt covenants).

*A listing of bonds/notes outstanding at the end of the fiscal period was provided. No exceptions were noted as a result of performing this procedure.*

*From the listing provided, we randomly selected 1 bond/note and performed the specified procedures. No exceptions noted.*

***L - Fraud Notice***

---

23. Obtain a listing of misappropriations of public funds and assets during the fiscal period and management's representation that the listing is complete. Select all misappropriations on the listing, obtain supporting documentation, and observe that the entity reported the misappropriation(s) to the legislative auditor and the district attorney of the parish in which the entity is domiciled.

*A listing of misappropriations of public funds and assets during the fiscal period was provided. No exceptions were noted as a result of performing this procedure.*

24. Observe that the entity has posted on its premises and website, the notice required by R.S. 24:523.1 concerning the reporting of misappropriation, fraud, waste, or abuse of public funds.

*No exceptions noted.*

***M - Information Technology Disaster Recovery/Business Continuity***

---

25. Perform the following procedures, **verbally discuss the results with management, and report "We performed the procedure and discussed the results with management."**

- a) Obtain and inspect the entity's most recent documentation that it has backed up its critical data (if no written documentation, inquire of personnel responsible for backing up critical data) and observe that such backup occurred within the past week. If backups are stored on a physical medium (e.g., tapes, CDs), observe evidence that backups are encrypted before being transported.

*We performed the procedure and discussed the results with management.*



**EAST BATON ROUGE PARISH SCHOOL SYSTEM**  
**AGREED-UPON PROCEDURES PERFORMED AND ASSOCIATED FINDINGS**  
**JUNE 30, 2022**

Schedule A

- b) Obtain and inspect the entity's most recent documentation that it has tested/verified that its backups can be restored (if no written documentation, inquire of personnel responsible for testing/verifying backup restoration) and observe evidence that the test/verification was successfully performed within the past 3 months.

*We performed the procedure and discussed the results with management.*

- c) Obtain a listing of the entity's computers currently in use and their related locations, and management's representation that the listing is complete. Randomly select 5 computers and observe while management demonstrates that the selected computers have current and active antivirus software and that the operating system and accounting system software in use are currently supported by the vendor.

*We performed the procedure and discussed the results with management.*

***N - Sexual Harassment***

---

26. Using the 5 randomly selected employees/officials from procedure #16 under "Payroll and Personnel" above, obtain sexual harassment training documentation from management, and observe the documentation demonstrates each employee/official completed at least one hour of sexual harassment training during the calendar year.

*For 2 of the 5 employees selected for our procedures, they did not complete at least one hour of sexual harassment training.*

27. Observe the entity has posted its sexual harassment policy and complaint procedure on its website (or in a conspicuous location on the entity's premises if the entity does not have a website).

*The notice was posted on the Entity's website.*

28. Obtain the entity's annual sexual harassment report for the current fiscal period, observe that the report was dated on or before February 1, and observe it includes the applicable requirements of R.S. 42:344:

- a) Number and percentage of public servants in the agency who have completed the training requirements;

*No exceptions noted.*

- b) Number of sexual harassment complaints received by the agency;

*No exceptions noted.*

- c) Number of complaints which resulted in a finding that sexual harassment occurred;

*No exceptions noted.*

**EAST BATON ROUGE PARISH SCHOOL SYSTEM**  
**AGREED-UPON PROCEDURES PERFORMED AND ASSOCIATED FINDINGS**  
**JUNE 30, 2022**

Schedule A

- d) Number of complaints in which the finding of sexual harassment resulted in discipline or corrective action; and

*No exceptions noted.*

- e) Amount of time it took to resolve each complaint.

*No exceptions noted.*

**EAST BATON ROUGE PARISH SCHOOL SYSTEM  
AGREED-UPON PROCEDURES AND ASSOCIATED RESULTS  
JUNE 30, 2022**

Schedule B

Management corrective action plan (see following page)



CORRECTIVE ACTION PLAN
LOUISIANA LEGISLATIVE AUDITOR AGREED-UPON PROCEDURES

December 20, 2022

East Baton Rouge Parish School System (EBRPSS) respectfully submits the following corrective action plan for the year ended June 30, 2022 corrective actions implemented:

Postlethwaite & Netterville, APAC
8550 United Plaza Blvd. Suite
1001 Baton Rouge, LA 70809

The audit period is July 1, 2021 through June 30, 2022.

Fiscal Year 2021-2022:

Sexual Harassment:

Condition(s): For 2 of the 5 employees selected for our procedures, they did not complete at least one hour of sexual harassment training.

Management's Response: The District concurs with the exception. During the 2022-2023 fiscal year, the District's General Counsel will work with the Human Resources department to have procedures to ensure that all employees complete one hour of sexual harassment training.

Approved: Kelly Lopez, Chief Financial Officer

Approved: James Crochet, Chief Business Officer

Approved: Dr. Sito Narcisse, EBRPSS Superintendent

1050 South Foster Drive
Baton Rouge, LA 70806

Office: (225) 922-5635



**EAST BATON ROUGE PARISH SCHOOL SYSTEM**

**REPORT TO MANAGEMENT**

**JUNE 30, 2022**

**EAST BATON ROUGE PARISH SCHOOL SYSTEM**

**REPORT TO MANAGEMENT**

TABLE OF CONTENTS

Current Year Management Letter

1 - 3

Elements of Certain Matters

Attachment A

December 20, 2022

The East Baton Rouge Parish School System  
Baton Rouge, Louisiana

We have audited the financial statements of the East Baton Rouge Parish School System (the School System), for the year ended June 30, 2022 and have issued our report thereon. As part of our audit, we considered internal accounting control to the extent we determined necessary to plan our audit as required by auditing standards generally accepted in the United States of America. Under these standards, the purposes of such evaluation are to establish a basis for designing our auditing procedures for the purpose of expressing our opinion on the financial statements, but not for the purpose of expressing an opinion on the effectiveness of the School System's internal control.

The objective of internal control is to provide reasonable, but not absolute, assurance as to the safeguarding of assets against loss from unauthorized use or disposition, and the reliability of the financial records for preparing financial statements and maintaining accountability for assets. The concept of reasonable assurance recognizes that the cost of a system of internal accounting control should not exceed the benefits derived and also recognizes that the evaluation of these factors necessarily requires estimates and judgments by management.

No matter how good a system, there are inherent limitations that should be recognized in considering the potential effectiveness of internal accounting control. In the performance of most control procedures, errors can result from misunderstanding of instructions, mistakes of judgment, carelessness, or other personal factors. Control procedures whose effectiveness depends upon segregation of duties can be circumvented by collusion. Similarly, control procedures can be circumvented intentionally by management either with respect to the execution and recording of transactions or with respect to the estimates and judgments required in the preparation of financial statements. Further, projection of any evaluation of internal accounting control to future periods is subject to the risk that the degree of compliance with the procedures may deteriorate. We say this simply to suggest that any system needs to be constantly reviewed and improved where necessary.

Also, in accordance with *Government Auditing Standards*, we considered compliance with certain provisions of laws, regulations, contracts and grant agreements, noncompliance with which could have a direct and material effect on the determination of financial statement amounts.

However, during the course of our audit, we became aware of a matter that is an opportunity for strengthening internal controls or operating efficiency or instances of immaterial non-compliance. Our comments and suggestions regarding the matter are set forth below. This letter does not affect our reports dated December 20, 2022, on the financial statements of the School System and the School System's internal control over financial reporting.

**2022-001**                      **Misuse of School Activity Funds**

Condition:                      Louisiana Revised Statute 17:414.3 outlines requirements for school activity funds, which include requirements of management, expenditures and accounting, duties of the school principals, and policies and procedures. East Baton Rouge Parish School System has adopted internal administrative guidelines and best practices that govern its school activity funds. One instance, or likely instance, of misuse of school activity funds in accordance with the School System’s policies was identified by the East Baton Rouge Parish School System and reported to the Legislative Auditor as required by Louisiana Revised Statute 24:523, nd determined to be a reportable matter. This instance is presented in Attachment A to this letter.

Recommendation:              Employees are to be reminded of the proper procedures and their ethical responsibilities as public servants to safeguard assets, which includes preventing employees or citizens from misusing funds for purposes outside of their intended use, as outlined by internal policies and procedures. We commend the School System for having internal controls in place that allowed for self-detection of these instances of alleged misuse of funds and encourage continued application of such control activities. However, measures should be taken to prevent such acts from occurring in the future.

**Management’s Response:**

*The District's Internal Audit department works with schools on a regular basis to ensure understanding of all policies. During the 2022-2023, the District hired a School Accounts Specialist. This position will handle the day-to-day questions of school secretaries and provide immediate training when necessary to all school staff on school activity funds. This position will allow both the Internal Auditor and the School Accounts Auditors to provide more audits and opportunities for review throughout the District. The Internal Auditor will continue to have regular trainings with District personnel regarding the school activity funds. Further, the Internal Auditor will work closely with the Human Resources department and the Chief of Schools to ensure compliance by all District employees.*

*In the instance referred to in the recommendation, the Internal Audit immediately brought the findings to the Human Resources department, Chief of Schools, General Counsel, and the Superintendent. The item was further provided to the Legislative Auditor in adherence with all State guidelines. The end result of the audit process was the employee resigning from the District and restitution being made to the school. The Internal Auditor and the District will continue to pursue both restitution and removal of employees that are unable to comply with the internal administrative guidelines and best practices provided.*





We have already discussed these matters with the School System's management. Their views on these matters and plans for corrective action are identified herein. This letter does not affect our report dated December 20, 2022, on the financial statements of the School System, and furthermore, this letter is intended for use only by the School System's management and audit committee and is not intended to be used, and should not be used, by anyone other than these specified parties.

Sincerely,

*Postlethwaite & Netterville*

The following 18 elements of the instances of misappropriation are presented below:

	Element of Finding	Misuse of Public Funds #1
1	A general statement describing the fraud or misappropriation that occurred.	An internal audit for a high school was conducted on March 1, 2022 by the EBR Internal Audit Office. Upon collecting files from the school, it was noted that there were charges for lunch, dinner, and social gatherings which do not align with the School Activity Accounts, Accounting, Auditing, and Financial Reporting policy of the School Board.
2	A description of the funds or assets that were the subject of the fraud or misappropriation (ex., utility receipts, petty cash, computer equipment).	Funds from the cash app and school activity funds were used to purchase items that did not benefit the majority of students as stated in the school accounts guidelines. Summary for the \$7,822 of funds in question: Red Stick Social – \$2,689 PBIS DJ \$600 Staub’s \$237 DC Eats \$425 Jason’s Deli \$1075 Breakfast for Staff \$158 Gert’s Catering for faculty lunch in the amount of \$360 Boil & Roux in the amount of \$900 Jimmy Johns in the amount of \$120 Subway staff meeting (ACT) in the amount of \$178.95 Flowers for Faculty Blushing Blooms in the amount of \$209 DJ \$800 Petty cash shortage \$71
4	The amount of funds or approximate value of assets involved.	\$7,822
5	The department or office in which the fraud or misappropriation occurred.	Principal’s Office
5	The period of time over which the fraud or misappropriation occurred.	Fiscal Year 2021
6	The title/agency affiliation of the person who committed or is believed to have committed the act of fraud or misappropriation.	Principal
7	The name of the person who committed or is believed to have committed the act of fraud or misappropriation, if formal charges have been brought against the person and/or the matter has been adjudicated.	No formal charges have been filed
8	Is the person who committed or is believed to have committed the act of fraud still employed by the agency?	No longer employed
9	If the person who committed or is believed to have committed the act of fraud is still employed by the agency, do they have access to assets that may be subject to fraud or misappropriation?	No longer employed
10	Has the agency notified the appropriate law enforcement body about the fraud or misappropriation?	Yes, both the Louisiana Legislative Auditor and the East Baton Rouge Parish School System’s attorney on staff were notified.
11	What is the status of the investigation at the date of the auditor’s/accountant’s report?	The amount of \$3,025 was returned to the School Activity Account during the investigation. This is the only cash amount that school account could determine misused or misappropriated by the employee. This was related to summer school. Other amounts in question were resolved from being misappropriated.
12	If the investigation is complete and the person believed to have committed the act of fraud or misappropriation has been identified, has the agency filed charges against that person?	None
13	What is the status of any related adjudication at the date of the auditor’s/accountant’s report?	N/A
14	Has restitution been made or has an insurance claim been filed?	The amount of \$3,025 was returned to the School Activity Account during the investigation. No insurance claim has been filed.
15	Has the agency notified the Louisiana Legislative Auditor and the District Attorney in writing, as required by Louisiana Revised Statute 24:523 (Applicable to local governments only)	Yes, the Louisiana Legislative Auditor was notified on 3/29/2022. The District Attorney was not notified.
16	Did the agency’s internal controls allow the detection of the fraud or misappropriation in a timely manner?	Yes
17	If the answer to the last question is “no,” describe the control deficiency/significant deficiency/material weakness that allowed the fraud or misappropriation to occur and not be detected in a timely manner.	N/A
18	Management’s plan to ensure that the fraud or misappropriation does not occur in the future	In light of this incident additional controls are in place to detect such fraud. High Schools are now audited every fiscal year. In addition to the new audit schedule, EBR employees can report perceived violations anonymously using our tip forms.



## CORRECTIVE ACTION PLAN REPORT TO MANAGEMENT

December 20, 2022

East Baton Rouge Parish School System (EBRPSS) respectfully submits the following corrective action plan for the year ended June 30, 2019 corrective actions implemented:

Postlewaite & Netterville, APAC  
8550 United Plaza Blvd. Suite 1001  
Baton Rouge, LA 70809

The audit period is July 1, 2021 through June 30, 2022.

### Fiscal Year 2021-2022:

#### Condition(s):

Louisiana Revised Statute 17:414.3 outlines requirements for school activity funds, which include requirements of management, expenditures and accounting, duties of the school's principals, and policies and procedures. East Baton Rouge Parish School System has adopted internal administrative guidelines and best practices that govern its school activity funds. One instance, or likely instance, of misuse of school activity funds in accordance with the School System's policies was identified by the East Baton Rouge School System and reported to the Legislative Auditor as required by Louisiana Revised Statute 24:523, and determined to be a reportable matter.

#### Recommendation:

Employees are to be reminded of the proper procedures and their ethical responsibilities as public servants to safeguard assets, which includes preventing employees or citizens from misusing funds for purposes outside of their intended use, as outlined by internal policies and procedures. We commend the School System for having internal controls in place that allowed for self-detection of these instances of alleged misuse of funds and encourage continued application of such control activities. However, measures should be taken to prevent such acts from occurring in the future.



1050 South Foster Drive  
Baton Rouge, LA 70806

Office: (225) 922-5635




Management's Response and Corrective Action:

The District's Internal Audit department works with schools on a regular basis to ensure understanding of all policies. During the 2022-2023, the District hired a School Accounts Specialist. This position will handle the day-to-day questions of school secretaries and provide immediate training when necessary to all school staff on school activity funds. This position will allow both the Internal Auditor and the School Accounts Auditors to provide more audits and opportunities for review throughout the District. The Internal Auditor will continue to have regular trainings with District personnel regarding the school activity funds. Further, the Internal Auditor will work closely with the Human Resources department and the Chief of Schools to ensure compliance by all District employees.

In the instance referred to in the recommendation, the Internal Audit immediately brought the findings to the Human Resources department, Chief of Schools, General Counsel, and the Superintendent. The item was further provided to the Legislative Auditor in adherence with all State guidelines. The end result of the audit process was the employee resigning from the District and restitution being made to the school. The Internal Auditor and the District will continue to pursue both restitution and removal of employees that are unable to comply with the internal administrative guidelines and best practices provided.

Approved:   
Kelly Lopez,  
Chief Financial Officer

Approved:   
James Crochet,  
Chief Business Officer

Approved:   
Dr. Sito Narcisse,  
EBRPSS Superintendent